

Report Builder

Lightcast Q2 2022 Data Set

March 2023

Parameters

Select Timeframe: Mar 2021 - Feb 2023

:

Description

Summary

Advertised Salary

Advertised Wage Trend

Regions

Skills

Certifications

Companies

Description

Occupations

Job Titles

Industries

Posting Sources

Skill Subcategories

Trends

Timeseries

City:

Description

Great Sankey, Warrington

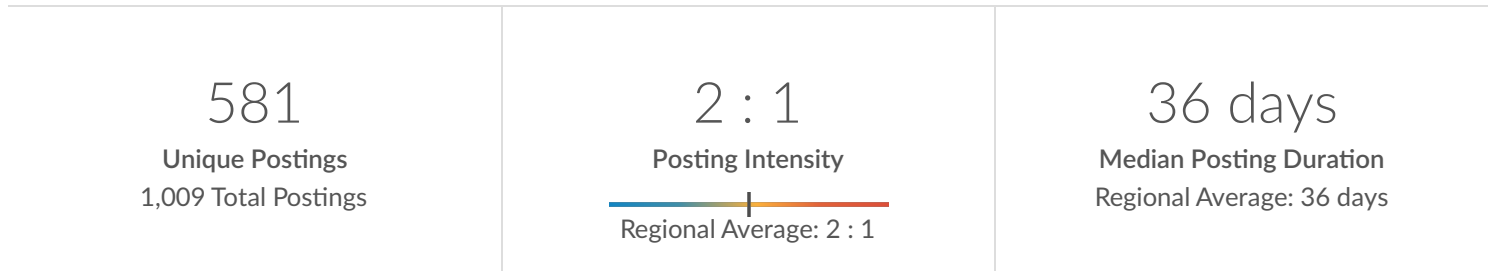
Minimum Experience Required: Any

Education Level: Any

Keyword Search:

Posting Type: Active Postings

Job Postings Summary



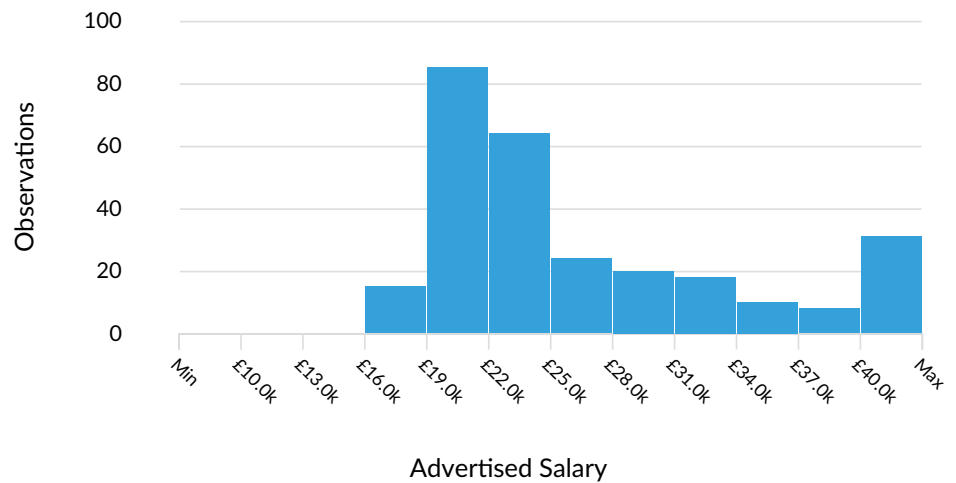
There were 1,009 total job postings for your selection from March 2021 to February 2023, of which 581 were unique. These numbers give us a Posting Intensity of 2-to-1, meaning that for every 2 postings there is 1 unique job posting.

This is close to the Posting Intensity for all other occupations and companies in the region (2-to-1), indicating that they are putting average effort toward hiring for this position.

Advertised Salary

There are 275 advertised salary observations (47% of the 581 matching postings).

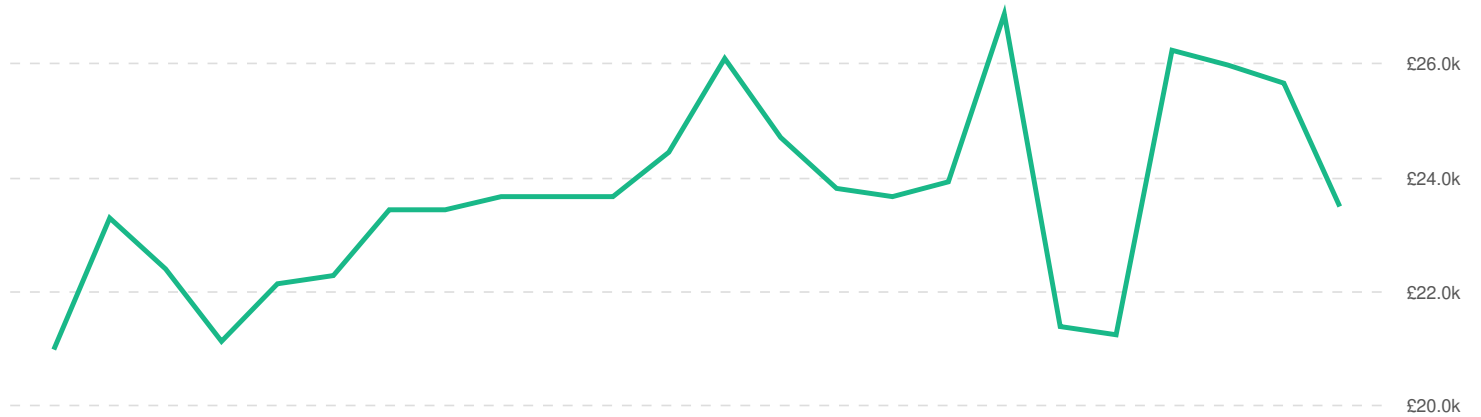
£23.5k
Median Advertised Salary



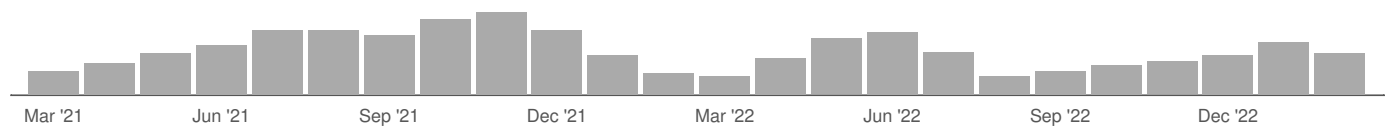
Advertised Wage Trend

▲ 11.9% Mar 2021 - Feb 2023

£23.5k Median



275 Job Postings




Top Cities Posting

| City | Total/Unique (Mar 2021 - Feb 2023) | Posting Intensity | Median Posting Duration |
|--------------------------|------------------------------------|-------------------|-------------------------|
| Great Sankey, Warrington | 1,009 / 581 | 2 : 1 | 36 days |


Top Local Authorities Posting

| Local Authority | Total/Unique (Mar 2021 - Feb 2023) | Posting Intensity | Median Posting Duration |
|-----------------|------------------------------------|-------------------|-------------------------|
| Warrington | 1,009 / 581 | 2 : 1 | 36 days |

Top County/Unitary Authorities Posting

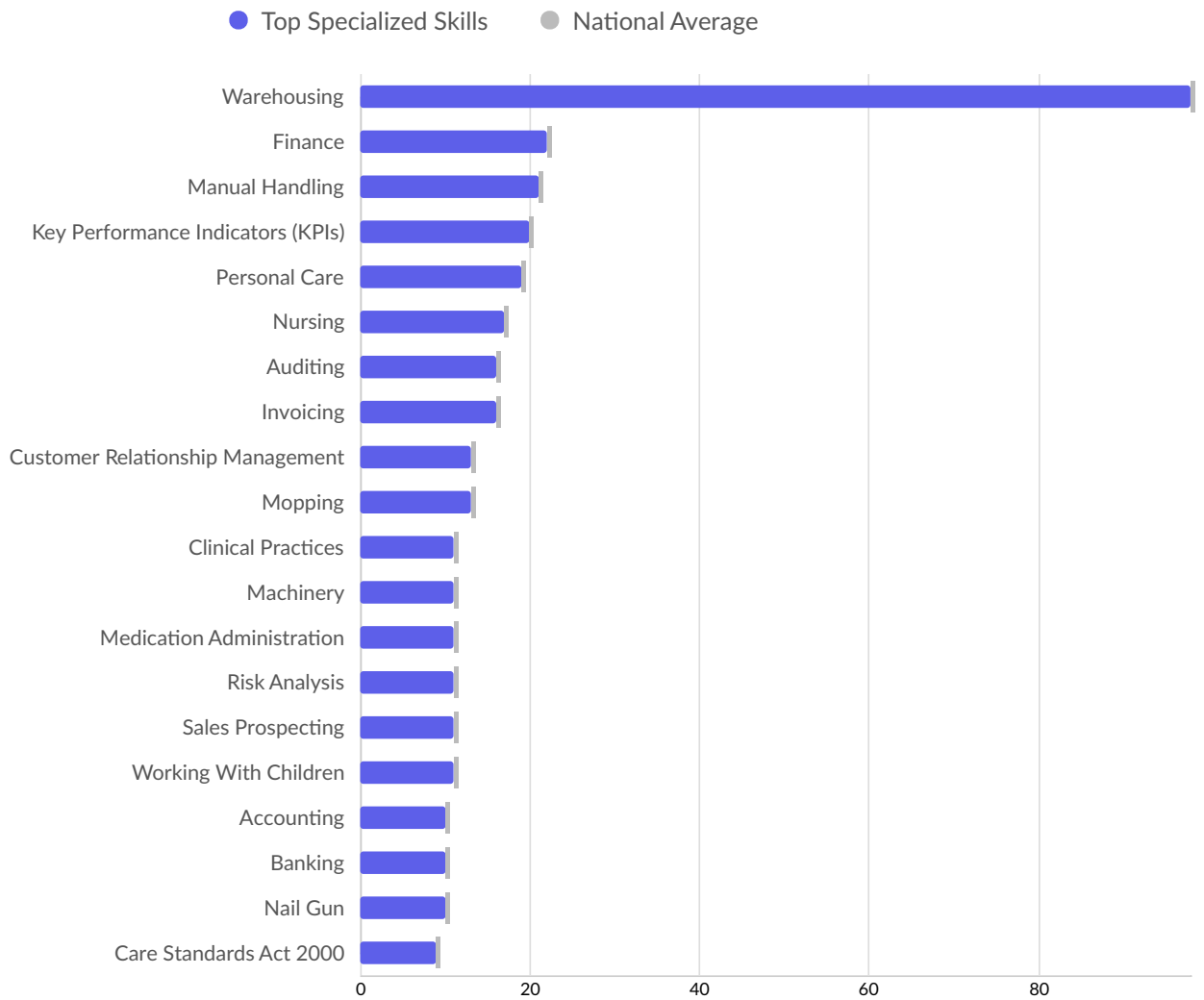
| County/Unitary Authority | Total/Unique (Mar 2021 - Feb 2023) | Posting Intensity | Median Posting Duration |
|--------------------------|------------------------------------|---|-------------------------|
| Warrington | 1,009 / 581 | 2 : 1  | 36 days |

Top Gov't Office Regions Posting

| Gov't Office Region | Total/Unique (Mar 2021 - Feb 2023) | Posting Intensity | Median Posting Duration |
|---------------------|------------------------------------|---|-------------------------|
| North West | 1,009 / 581 | 2 : 1  | 36 days |

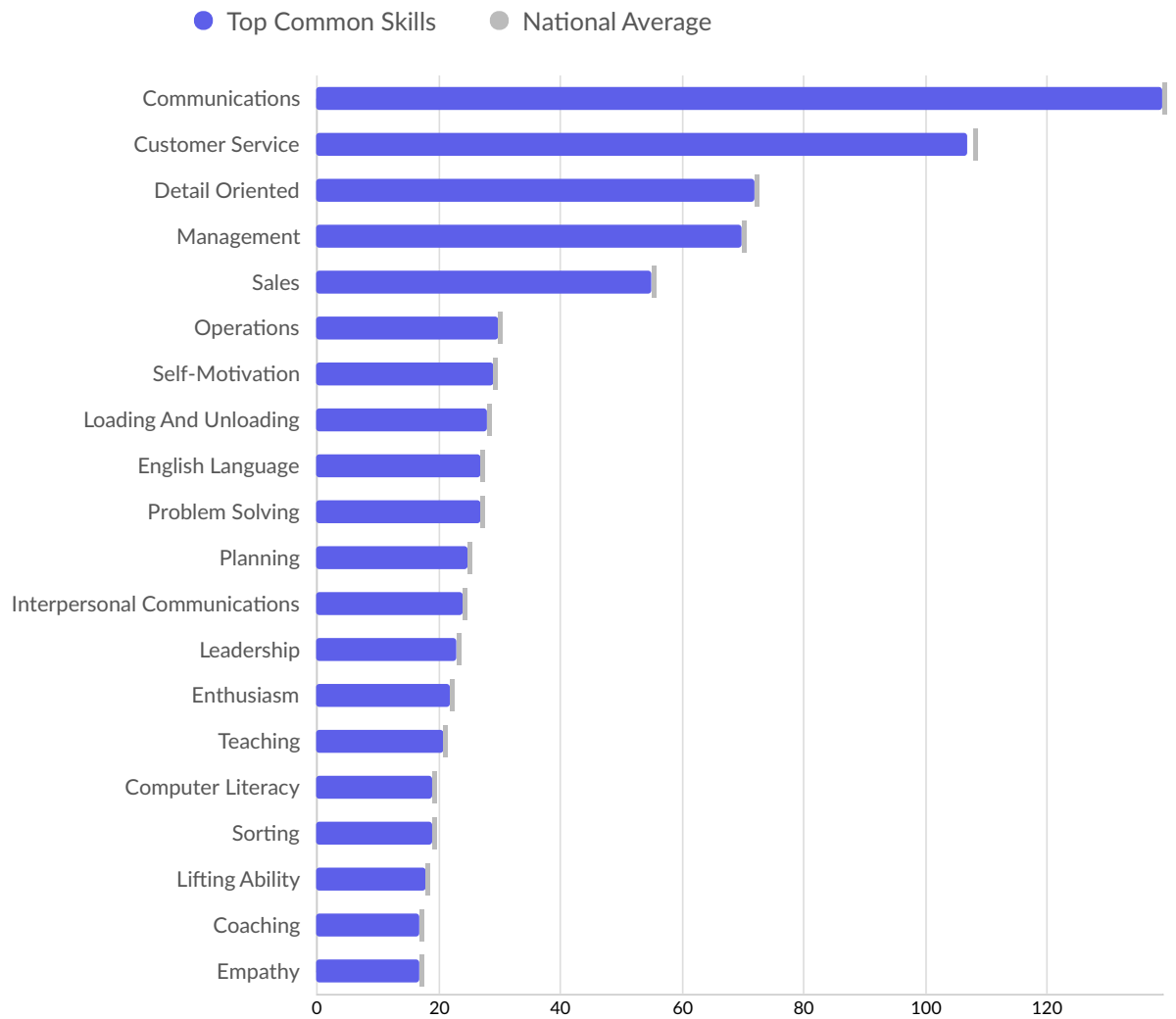
Top Countries Posting

| Country | Total/Unique (Mar 2021 - Feb 2023) | Posting Intensity | Median Posting Duration |
|---------|------------------------------------|---|-------------------------|
| England | 1,009 / 581 | 2 : 1  | 36 days |



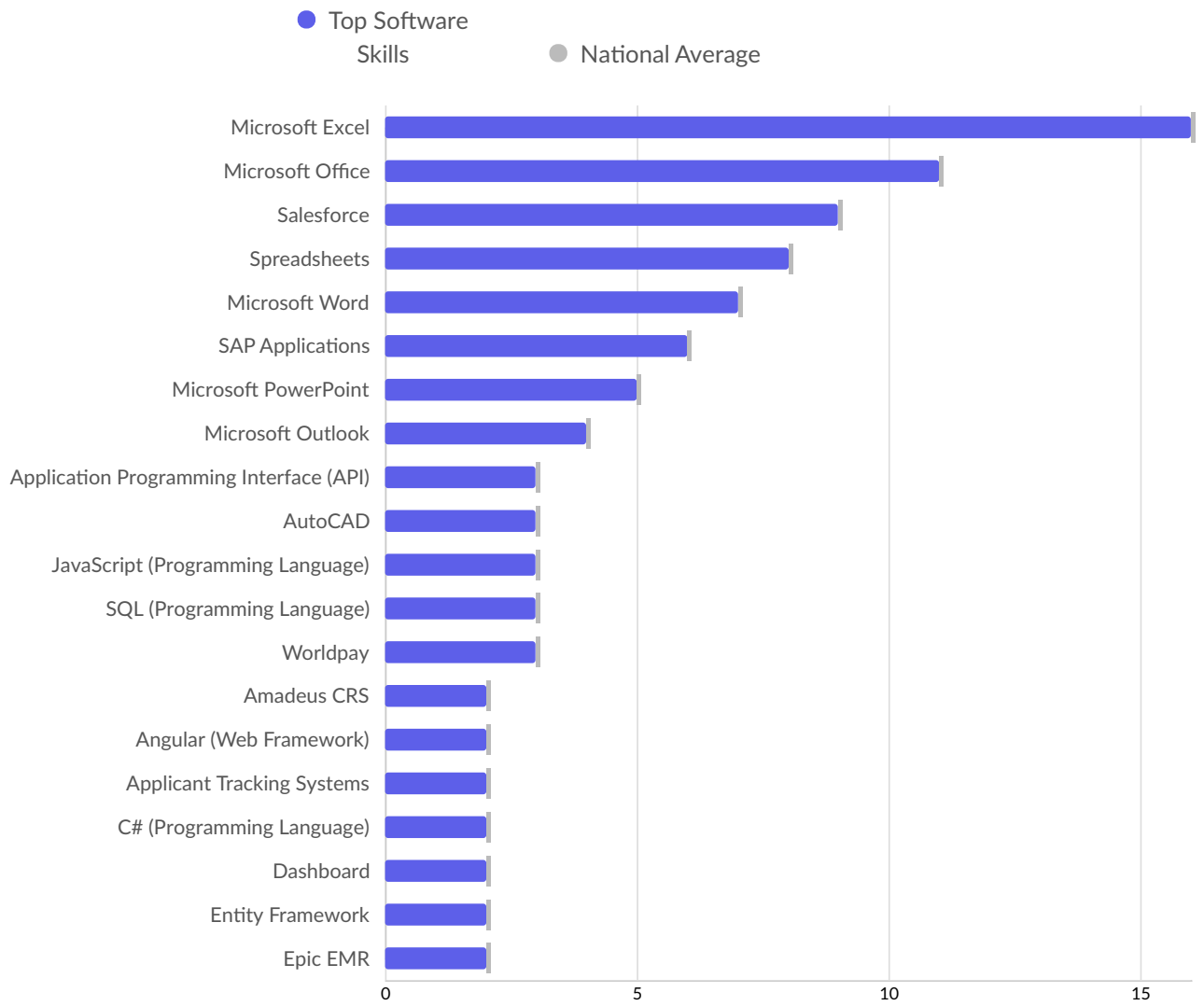
| Top Specialized Skills | Unique Postings | National Average |
|-----------------------------------|-----------------|------------------|
| Warehousing | 98 | 98 |
| Finance | 22 | 22 |
| Manual Handling | 21 | 21 |
| Key Performance Indicators (KPIs) | 20 | 20 |
| Personal Care | 19 | 19 |
| Nursing | 17 | 17 |
| Auditing | 16 | 16 |
| Invoicing | 16 | 16 |
| Customer Relationship Management | 13 | 13 |
| Mopping | 13 | 13 |
| Clinical Practices | 11 | 11 |
| Machinery | 11 | 11 |
| Medication Administration | 11 | 11 |

| | | |
|-------------------------|----|----|
| Risk Analysis | 11 | 11 |
| Sales Prospecting | 11 | 11 |
| Working With Children | 11 | 11 |
| Accounting | 10 | 10 |
| Banking | 10 | 10 |
| Nail Gun | 10 | 10 |
| Care Standards Act 2000 | 9 | 9 |



| Top Common Skills | Unique Postings | National Average |
|------------------------------|-----------------|------------------|
| Communications | 139 | 139 |
| Customer Service | 107 | 108 |
| Detail Oriented | 72 | 72 |
| Management | 70 | 70 |
| Sales | 55 | 55 |
| Operations | 30 | 30 |
| Self-Motivation | 29 | 29 |
| Loading And Unloading | 28 | 28 |
| English Language | 27 | 27 |
| Problem Solving | 27 | 27 |
| Planning | 25 | 25 |
| Interpersonal Communications | 24 | 24 |
| Leadership | 23 | 23 |

| | | |
|-------------------|----|----|
| Enthusiasm | 22 | 22 |
| Teaching | 21 | 21 |
| Computer Literacy | 19 | 19 |
| Sorting | 19 | 19 |
| Lifting Ability | 18 | 18 |
| Coaching | 17 | 17 |
| Empathy | 17 | 17 |



| Top Software Skills | Unique Postings | National Average |
|---|-----------------|------------------|
| Microsoft Excel | 16 | 16 |
| Microsoft Office | 11 | 11 |
| Salesforce | 9 | 9 |
| Spreadsheets | 8 | 8 |
| Microsoft Word | 7 | 7 |
| SAP Applications | 6 | 6 |
| Microsoft PowerPoint | 5 | 5 |
| Microsoft Outlook | 4 | 4 |
| Application Programming Interface (API) | 3 | 3 |
| AutoCAD | 3 | 3 |
| JavaScript (Programming Language) | 3 | 3 |
| SQL (Programming Language) | 3 | 3 |

| | | |
|----------------------------|---|---|
| Worldpay | 3 | 3 |
| Amadeus CRS | 2 | 2 |
| Angular (Web Framework) | 2 | 2 |
| Applicant Tracking Systems | 2 | 2 |
| C# (Programming Language) | 2 | 2 |
| Dashboard | 2 | 2 |
| Entity Framework | 2 | 2 |
| Epic EMR | 2 | 2 |

Top Certifications

| | Postings with Certification |
|--|-----------------------------|
| Association Of Chartered Certified Accountants | 6 |
| Certified Internet Webmaster | 2 |
| Chartered Institute Of Management Accountants (CIMA) | 6 |
| CSCS Card | 15 |
| First Aid Certification | 4 |
| Functional Skills Qualification | 3 |
| IOSH Managing Safely | 2 |
| Microsoft Certified Systems Engineer | 1 |
| NEBOSH Diploma | 3 |
| Post Graduate Certificate In Education (PGCE) | 2 |
| Registered Diagnostic Cardiac Sonographer (RDCS) | 1 |
| Registered Nurse (RN) | 19 |
| Security Clearance | 1 |
| Valid Driver's License | 1 |

Top Companies Posting

| Company | Total/Unique (Mar 2021 - Feb 2023) | Posting Intensity | Median Posting Duration |
|-----------------------------|------------------------------------|-------------------|-------------------------|
| Welcome Break | 39 / 27 | 1 : 1 | 32 days |
| Orchard Care Homes | 53 / 25 | 2 : 1 | 34 days |
| Amazon | 33 / 20 | 2 : 1 | 28 days |
| Jobandtalent | 87 / 19 | 5 : 1 | 41 days |
| Integra People | 18 / 15 | 1 : 1 | 38 days |
| Randstad | 42 / 13 | 3 : 1 | 59 days |
| Barclays | 25 / 12 | 2 : 1 | 10 days |
| Meriden Media | 21 / 12 | 2 : 1 | 33 days |
| Dunkys Day Nurseries LTD | 16 / 11 | 1 : 1 | 33 days |
| Medivet Partnership LLP | 15 / 10 | 2 : 1 | 17 days |
| FIS | 11 / 8 | 1 : 1 | 35 days |
| Gi Group | 10 / 8 | 1 : 1 | 37 days |
| CastleView Group | 16 / 6 | 3 : 1 | 36 days |
| David Lloyd | 8 / 6 | 1 : 1 | 25 days |
| Facilities Maintenance | 9 / 6 | 2 : 1 | 43 days |
| NHS | 8 / 6 | 1 : 1 | 14 days |
| The Hut Group | 14 / 6 | 2 : 1 | 53 days |
| Diddikicks | 6 / 5 | 1 : 1 | 58 days |
| Exclusive Education Ltd | 10 / 5 | 2 : 1 | n/a |
| Optima Plus Recruitment Ltd | 6 / 5 | 1 : 1 | 39 days |
| Aimée Willow Connex | 9 / 4 | 2 : 1 | n/a |
| Autism Initiatives | 5 / 4 | 1 : 1 | 45 days |
| Bright Futures Care | 5 / 4 | 1 : 1 | 33 days |
| C&M Travel | 6 / 4 | 2 : 1 | 37 days |
| Gousto | 6 / 4 | 2 : 1 | n/a |
| ManpowerGroup | 5 / 4 | 1 : 1 | 48 days |

| | | | | |
|-----------------------------------|--------|-------|--|---------|
| Osprey Engineering Solutions | 9 / 4 | 2 : 1 | | 33 days |
| Resourcery Group | 6 / 4 | 2 : 1 | | 60 days |
| Single Resource | 11 / 4 | 3 : 1 | | 50 days |
| Bardwood Support Services Limited | 4 / 3 | 1 : 1 | | n/a |
| Brandon James | 3 / 3 | 1 : 1 | | 17 days |
| Bright Horizons | 6 / 3 | 2 : 1 | | 26 days |
| Co-operative Group | 4 / 3 | 1 : 1 | | 13 days |
| Delivery Agency | 8 / 3 | 3 : 1 | | 60 days |
| EMCOR Group | 4 / 3 | 1 : 1 | | 36 days |
| Eyears Ltd | 7 / 3 | 2 : 1 | | 31 days |
| Hummingbird Homecare Consulting | 3 / 3 | 1 : 1 | | 31 days |
| Meridian Business Support | 3 / 3 | 1 : 1 | | 54 days |
| Pareto Agency | 3 / 3 | 1 : 1 | | 14 days |
| Robert Walters | 3 / 3 | 1 : 1 | | 45 days |
| Samuel Frank Associates | 8 / 3 | 3 : 1 | | 12 days |
| THG | 4 / 3 | 1 : 1 | | n/a |
| Talent84 | 3 / 3 | 1 : 1 | | n/a |
| Taskmaster Recruitment | 6 / 3 | 2 : 1 | | 46 days |
| Teacheractive | 3 / 3 | 1 : 1 | | n/a |
| The Great Company | 11 / 3 | 4 : 1 | | n/a |
| Warrington Borough Council | 5 / 3 | 2 : 1 | | 36 days |
| Best Connection Group | 3 / 2 | 2 : 1 | | 38 days |
| Connex Education | 3 / 2 | 2 : 1 | | 43 days |
| Elite Search International | 2 / 2 | 1 : 1 | | 48 days |

Top Posted Occupations

| Occupation | Total/Unique (Mar 2021 - Feb 2023) | Posting Intensity | Median Posting Duration |
|--|------------------------------------|-------------------|-------------------------|
| General cleaner | 44 / 29 | 2 : 1 | 43 days |
| Warehouse / Inventory Associate | 81 / 26 | 3 : 1 | 37 days |
| Labourer / Material Handler | 49 / 25 | 2 : 1 | 38 days |
| Caregiver / Personal Care Aide | 32 / 23 | 1 : 1 | 31 days |
| Production Worker | 69 / 21 | 3 : 1 | 44 days |
| Registered General Nurse (RGN) | 27 / 19 | 1 : 1 | 37 days |
| Nursery nurses, assistants and playworkers | 25 / 15 | 2 : 1 | 33 days |
| Care assistant | 35 / 15 | 2 : 1 | 37 days |
| Office / Administrative Assistant | 13 / 12 | 1 : 1 | 26 days |
| Project Manager | 15 / 11 | 1 : 1 | 19 days |
| Bookkeeper / Accounting Clerk | 16 / 11 | 1 : 1 | 45 days |
| Postal Service / Mail Room Worker | 20 / 11 | 2 : 1 | 27 days |
| Delivery Driver | 17 / 11 | 2 : 1 | 42 days |
| Teaching Assistant | 17 / 10 | 2 : 1 | 25 days |
| Chef | 16 / 10 | 2 : 1 | 27 days |
| Retail Sales Associate | 20 / 10 | 2 : 1 | 25 days |
| Customer Service Representative | 18 / 10 | 2 : 1 | 10 days |
| Nursing Assistant / Healthcare Assistant | 12 / 9 | 1 : 1 | 28 days |
| Construction Helper / Worker | 21 / 9 | 2 : 1 | 44 days |
| Packager | 28 / 9 | 3 : 1 | 42 days |
| Security Officer | 10 / 8 | 1 : 1 | 52 days |
| HGV / LGV Class 1 Driver | 10 / 8 | 1 : 1 | 46 days |
| HGV / LGV Class 2 Driver | 11 / 8 | 1 : 1 | 28 days |
| Veterinarian | 8 / 6 | 1 : 1 | n/a |
| Sales Assistant | 8 / 6 | 1 : 1 | 14 days |
| Account Manager / Representative | 11 / 5 | 2 : 1 | 41 days |

| | | | | |
|--|--------|-------|---|---------|
| Coach | 6 / 5 | 1 : 1 |  | 58 days |
| Receptionist | 8 / 5 | 2 : 1 |  | 44 days |
| Forklift / Pallet Jack Operator | 10 / 5 | 2 : 1 |  | n/a |
| Sales Manager | 7 / 4 | 2 : 1 |  | 35 days |
| Financial Manager | 4 / 4 | 1 : 1 |  | 50 days |
| Recruiter | 5 / 4 | 1 : 1 |  | 37 days |
| Software Developer / Engineer | 7 / 4 | 2 : 1 |  | 33 days |
| Cook | 4 / 4 | 1 : 1 |  | 26 days |
| Food Service Team Member | 9 / 4 | 2 : 1 |  | 15 days |
| Travel Agent | 6 / 4 | 2 : 1 |  | 37 days |
| Order Processor / Order Entry Clerk | 5 / 4 | 1 : 1 |  | 36 days |
| Utilities Technician | 9 / 4 | 2 : 1 |  | 12 days |
| Van / Taxi / Shuttle Driver | 5 / 4 | 1 : 1 |  | 37 days |
| Operations Manager | 6 / 3 | 2 : 1 |  | 53 days |
| Accountant | 3 / 3 | 1 : 1 |  | 40 days |
| Electrical / Electronic Engineering Technician | 5 / 3 | 2 : 1 |  | 25 days |
| Primary School Teacher | 6 / 3 | 2 : 1 |  | 34 days |
| Supply Teacher | 3 / 3 | 1 : 1 |  | 33 days |
| Nurse Specialist / Specialist Nurse | 5 / 3 | 2 : 1 |  | 34 days |
| Restaurant / Food Service Supervisor | 3 / 3 | 1 : 1 |  | 20 days |
| Sales Representative | 5 / 3 | 2 : 1 |  | 34 days |
| Telemarketer | 4 / 3 | 1 : 1 |  | 48 days |
| Production Plant Manager | 4 / 3 | 1 : 1 |  | 38 days |
| General Manager | 2 / 2 | 1 : 1 |  | 14 days |





Top Posted Job Titles

| Job Title | Total/Unique (Mar 2021 - Feb 2023) | Posting Intensity | Median Posting Duration |
|-----------------------------|------------------------------------|---|-------------------------|
| Warehouse Operatives | 86 / 30 | 3 : 1  | 44 days |
| Support Workers | 25 / 20 | 1 : 1  | 31 days |
| Production Operatives | 62 / 18 | 3 : 1  | 44 days |
| Cleaners | 18 / 14 | 1 : 1  | 45 days |
| Nursery Practitioners | 13 / 9 | 1 : 1  | 17 days |
| Pickers/Packers | 28 / 9 | 3 : 1  | 42 days |
| Care Assistants | 15 / 8 | 2 : 1  | 12 days |
| Health Care Assistants | 11 / 8 | 1 : 1  | 28 days |
| Labourers | 13 / 7 | 2 : 1  | 60 days |
| Nursery Nurses | 13 / 7 | 2 : 1  | 39 days |
| CSCS Labourers | 10 / 6 | 2 : 1  | 44 days |
| Cleaning Operatives | 15 / 6 | 3 : 1  | 46 days |
| Forklift Drivers | 13 / 6 | 2 : 1  | n/a |
| Registered Nurses | 12 / 6 | 2 : 1  | 13 days |
| HGV Drivers | 8 / 5 | 2 : 1  | 28 days |
| Mail Sorters | 11 / 5 | 2 : 1  | 18 days |
| Night Assistants | 18 / 5 | 4 : 1  | 37 days |
| Secondary Teachers | 9 / 5 | 2 : 1  | 25 days |
| Security Officers | 6 / 5 | 1 : 1  | 52 days |
| Veterinary Surgeons | 7 / 5 | 1 : 1  | n/a |
| 7.5 Tonne Drivers | 5 / 4 | 1 : 1  | 21 days |
| Account Assistants | 4 / 4 | 1 : 1  | 45 days |
| Assembly Operators | 7 / 4 | 2 : 1  | 41 days |
| Business Travel Consultants | 6 / 4 | 2 : 1  | 37 days |
| Class 1 Drivers | 4 / 4 | 1 : 1  | 38 days |
| HGV Class 1 Drivers | 6 / 4 | 2 : 1  | 46 days |

| | | | | |
|-----------------------------------|-------|-------|---|---------|
| Van Drivers | 4 / 4 | 1 : 1 |  | 37 days |
| Assistant Coaches | 4 / 3 | 1 : 1 |  | n/a |
| Counterbalance Forklift Drivers | 5 / 3 | 2 : 1 |  | 44 days |
| Deputy Managers | 3 / 3 | 1 : 1 |  | 23 days |
| Early Years Teachers | 6 / 3 | 2 : 1 |  | 34 days |
| Fulfillment Associates | 5 / 3 | 2 : 1 |  | 25 days |
| Fulfillment Operations Managers | 9 / 3 | 3 : 1 |  | 53 days |
| Head Chefs | 3 / 3 | 1 : 1 |  | 60 days |
| House Cleaners | 5 / 3 | 2 : 1 |  | 30 days |
| Mail Processors | 5 / 3 | 2 : 1 |  | 27 days |
| Physical Therapists | 5 / 3 | 2 : 1 |  | 34 days |
| Registered Veterinary Technicians | 4 / 3 | 1 : 1 |  | 17 days |
| Semi-Skilled Laborers | 9 / 3 | 3 : 1 |  | 44 days |
| Service Leaders | 5 / 3 | 2 : 1 |  | 26 days |
| Solid Waste Operators | 3 / 3 | 1 : 1 |  | 16 days |
| Team Leads | 5 / 3 | 2 : 1 |  | 13 days |
| Team Members | 6 / 3 | 2 : 1 |  | 15 days |
| Warehouse Cleaners | 3 / 3 | 1 : 1 |  | 38 days |
| Warehouse Production Associates | 4 / 3 | 1 : 1 |  | 25 days |
| Activities Coordinators | 5 / 2 | 3 : 1 |  | n/a |
| Administration Assistants | 2 / 2 | 1 : 1 |  | 18 days |
| Apprentices | 5 / 2 | 3 : 1 |  | n/a |
| Assistant Branch Managers | 3 / 2 | 2 : 1 |  | 33 days |
| Assistant Managers | 2 / 2 | 1 : 1 |  | 40 days |

Top Industries

| | Total/Unique (Mar 2021 - Feb 2023) | Posting Intensity | Median Posting Duration |
|---|------------------------------------|-------------------|-------------------------|
| Employment Activities | 361 / 175 | 2 : 1 | 38 days |
| Retail Trade, Except of Motor Vehicles and Motorcycles | 66 / 41 | 2 : 1 | 32 days |
| Residential Care Activities | 70 / 35 | 2 : 1 | 32 days |
| Warehousing and Support Activities for Transportation | 33 / 20 | 2 : 1 | 28 days |
| Social Work Activities Without Accommodation | 29 / 20 | 1 : 1 | 33 days |
| Office Administrative, Office Support and Other Business Support Activities | 27 / 14 | 2 : 1 | 12 days |
| Financial Service Activities, Except Insurance and Pension Funding | 26 / 13 | 2 : 1 | 14 days |
| Sports Activities and Amusement and Recreation Activities | 14 / 11 | 1 : 1 | 27 days |
| Specialised Construction Activities | 14 / 10 | 1 : 1 | 36 days |
| Architectural and Engineering Activities; Technical Testing and Analysis | 15 / 10 | 2 : 1 | 17 days |
| Wholesale Trade, Except of Motor Vehicles and Motorcycles | 9 / 8 | 1 : 1 | 21 days |
| Human Health Activities | 9 / 7 | 1 : 1 | 15 days |
| Food and Beverage Service Activities | 11 / 6 | 2 : 1 | 60 days |
| Services to Buildings and Landscape Activities | 9 / 6 | 2 : 1 | 36 days |
| Activities of Head Offices; Management Consultancy Activities | 6 / 5 | 1 : 1 | 42 days |
| Public Administration and Defence; Compulsory Social Security | 6 / 4 | 2 : 1 | 36 days |
| Education | 7 / 4 | 2 : 1 | 50 days |
| Construction of Buildings | 4 / 3 | 1 : 1 | 3 days |
| Postal and Courier Activities | 8 / 3 | 3 : 1 | 60 days |
| Advertising and Market Research | 4 / 3 | 1 : 1 | n/a |
| Other Personal Service Activities | 3 / 3 | 1 : 1 | 25 days |
| Manufacture of Rubber and Plastic Products | 3 / 2 | 2 : 1 | 25 days |
| Other Professional, Scientific and Technical Activities | 2 / 2 | 1 : 1 | 47 days |
| Manufacture of Other Transport Equipment | 6 / 1 | 6 : 1 | n/a |
| Wholesale and Retail Trade and Repair of Motor Vehicles and Motorcycles | 3 / 1 | 3 : 1 | 34 days |
| Land Transport and Transport Via Pipelines | 1 / 1 | 1 : 1 | n/a |
| Publishing Activities | 2 / 1 | 2 : 1 | n/a |
| Telecommunications | 1 / 1 | 1 : 1 | 41 days |

| | | | | |
|--|-------|-------|---|---------|
| Computer Programming, Consultancy and Related Activities | 1 / 1 | 1 : 1 |  | n/a |
| Real Estate Activities | 1 / 1 | 1 : 1 |  | 46 days |
| Security and Investigation Activities | 1 / 1 | 1 : 1 |  | n/a |
| Activities of Membership Organisations | 2 / 1 | 2 : 1 |  | 50 days |

Top Posting Sources

| Website | Postings on Website (Mar 2021 - Feb 2023) |
|-----------------------------------|---|
| cv-library.co.uk | 173 |
| reed.co.uk | 132 |
| starjobsearch.co.uk | 86 |
| indeed.com | 41 |
| careerjet.co.uk | 29 |
| dwp.gov.uk | 24 |
| engineeringjobs.co.uk | 23 |
| jobs4network.co.uk | 22 |
| simplyhired.co.uk | 20 |
| constructionjobs.co.uk | 18 |
| britishjobs.co.uk | 15 |
| jobrapido.com | 12 |
| theguardian.com | 12 |
| joblift.co.uk | 11 |
| jobisjob.co.uk | 10 |
| medivet.co.uk | 10 |
| fish4.co.uk | 8 |
| workable.com | 8 |
| findapprenticeship.service.gov.uk | 5 |
| jobserve.com | 5 |
| monster.co.uk | 5 |
| gumtree.com | 4 |
| jobstoday.co.uk | 4 |
| searchukjobs.com | 4 |
| independent.co.uk | 3 |
| jora.com | 3 |
| careerbuilder.co.uk | 2 |

| | |
|------------------------|---|
| e4s.co.uk | 2 |
| eyears.co.uk | 2 |
| warrington.gov.uk | 2 |
| autisminitiatives.org | 1 |
| dejobs.org | 1 |
| greeneking.co.uk | 1 |
| hrgo.co.uk | 1 |
| theconstructionjob.com | 1 |
| thetimes.co.uk | 1 |

● Top Skill Subcategories ● National Average

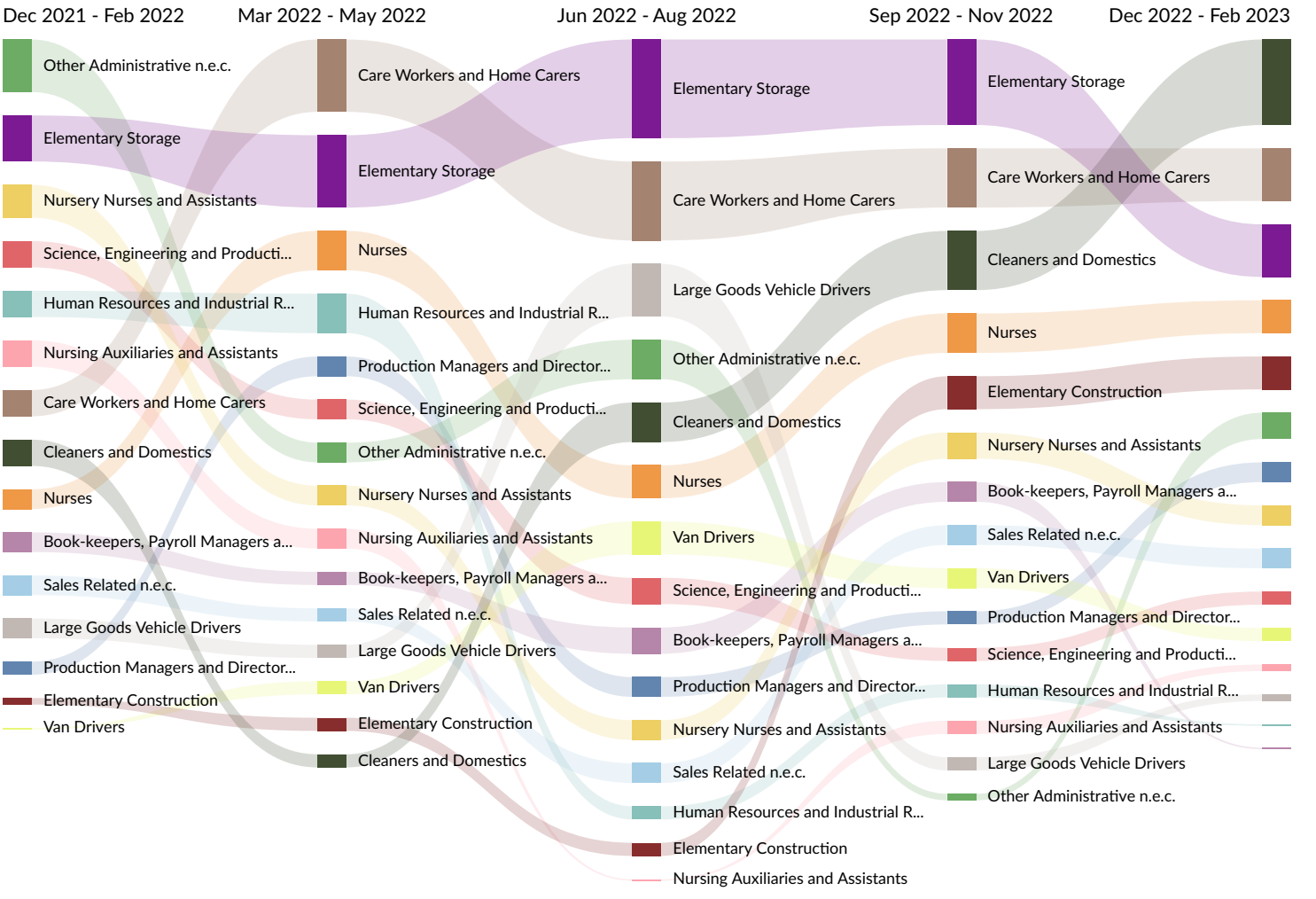


| Top Skill Subcategories | Unique Postings | National Average |
|--|-----------------|------------------|
| Communication | 161 | 161 |
| Personal Attributes | 129 | 129 |
| Initiative and Leadership | 126 | 126 |
| Inventory and Warehousing | 118 | 118 |
| Customer Service | 112 | 112 |
| Business Management | 74 | 74 |
| General Sales Practices | 66 | 66 |
| Critical Thinking and Problem Solving | 53 | 53 |
| Material Handling | 47 | 47 |
| Business Operations | 41 | 41 |
| Social Skills | 40 | 40 |
| General Finance | 39 | 39 |
| Office and Productivity Equipment and Technology | 38 | 38 |
| Administrative Support and Clerical Tasks | 38 | 38 |
| Language Competency | 38 | 38 |
| Machinery | 38 | 38 |
| Teaching | 38 | 38 |
| Regulation and Legal Compliance | 38 | 38 |
| Food and Beverage | 38 | 38 |
| Nursing and Patient Care | 38 | 38 |

| | | |
|---|----|----|
| Administrative Support and Clerical Tasks | 34 | 34 |
| Language Competency | 33 | 33 |
| Machinery | 33 | 33 |
| Teaching | 33 | 33 |
| Regulation and Legal Compliance | 30 | 30 |
| Food and Beverage | 29 | 29 |
| Nursing and Patient Care | 29 | 29 |

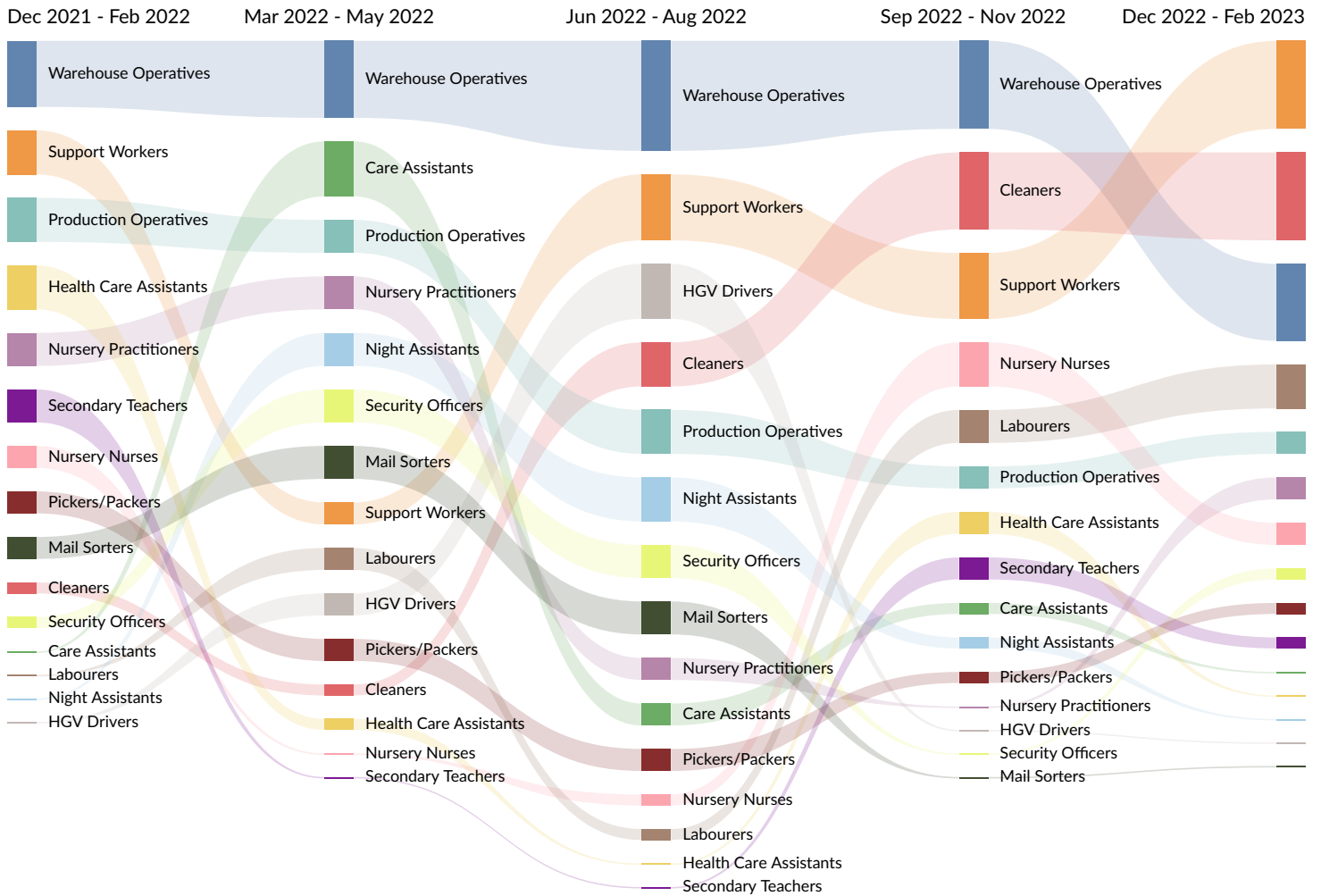
Occupation Trends in Job Postings by Quarter

The chart below captures the postings trend for the top 15 occupations posted for based on your filters.



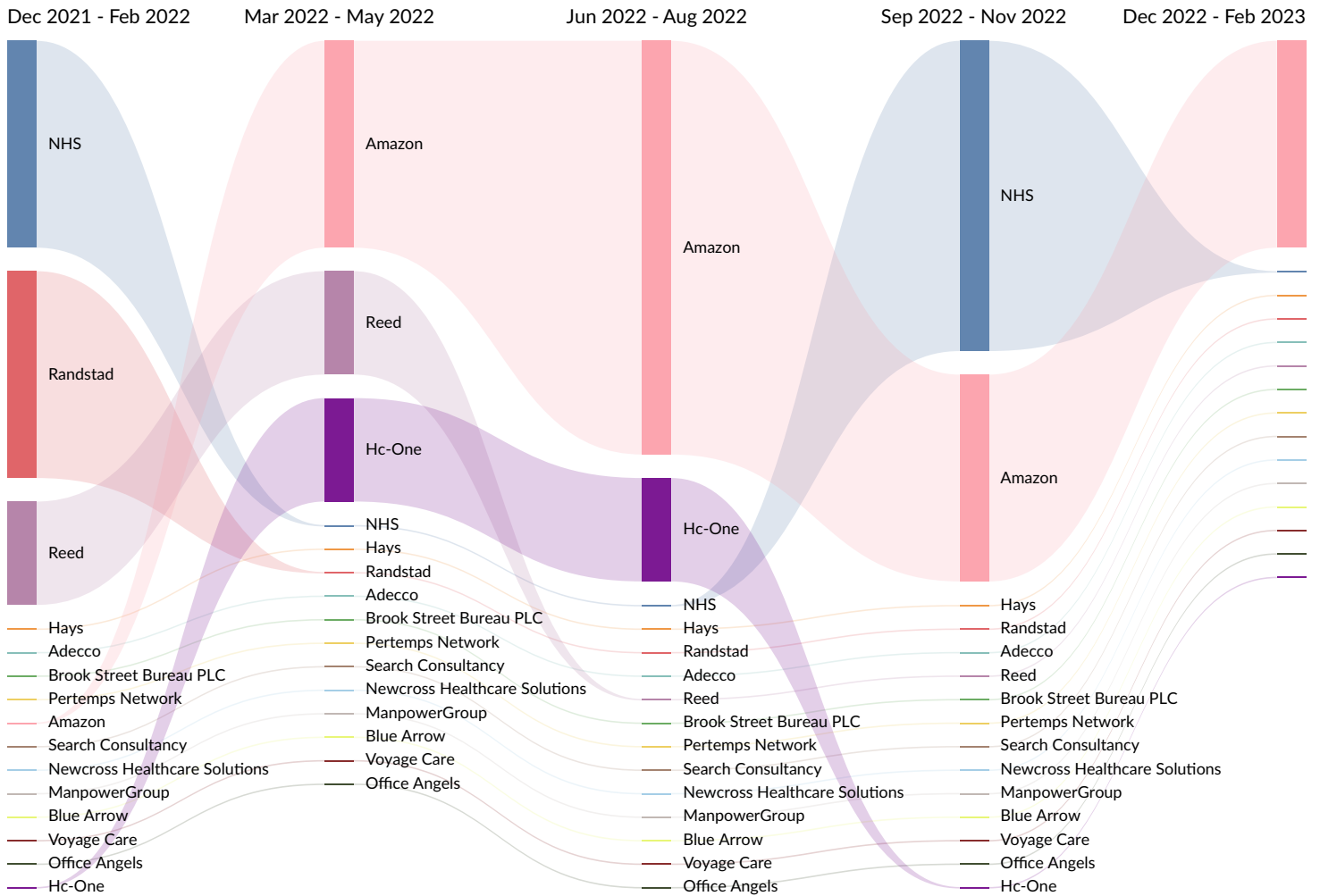
Job Title Trends in Job Postings by Quarter

The chart below captures the postings trend for the top 15 job titles posted for based on your filters.



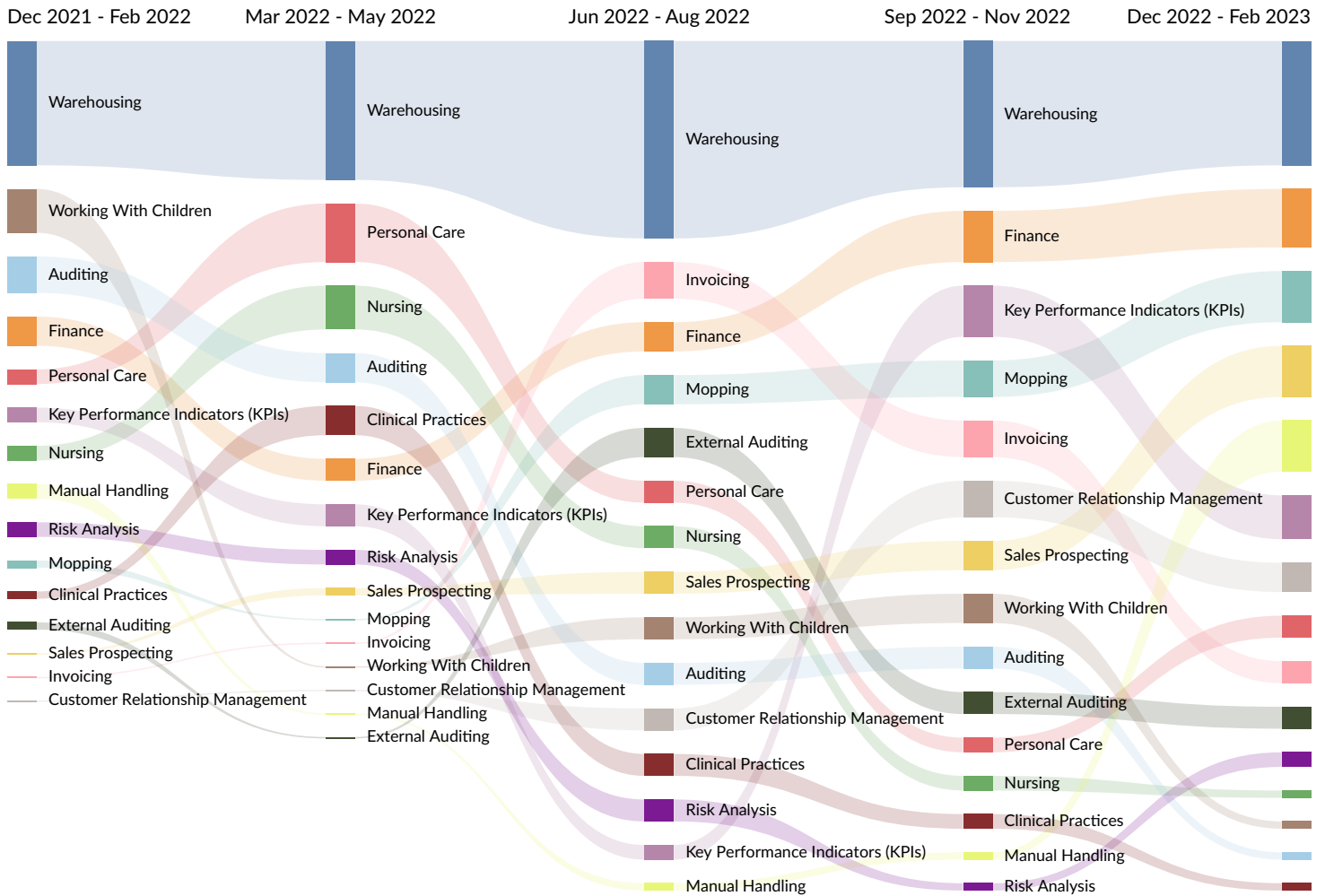
Company Trends in Job Postings by Quarter

The chart below captures the postings trend for the top 15 companies posted for based on your filters.



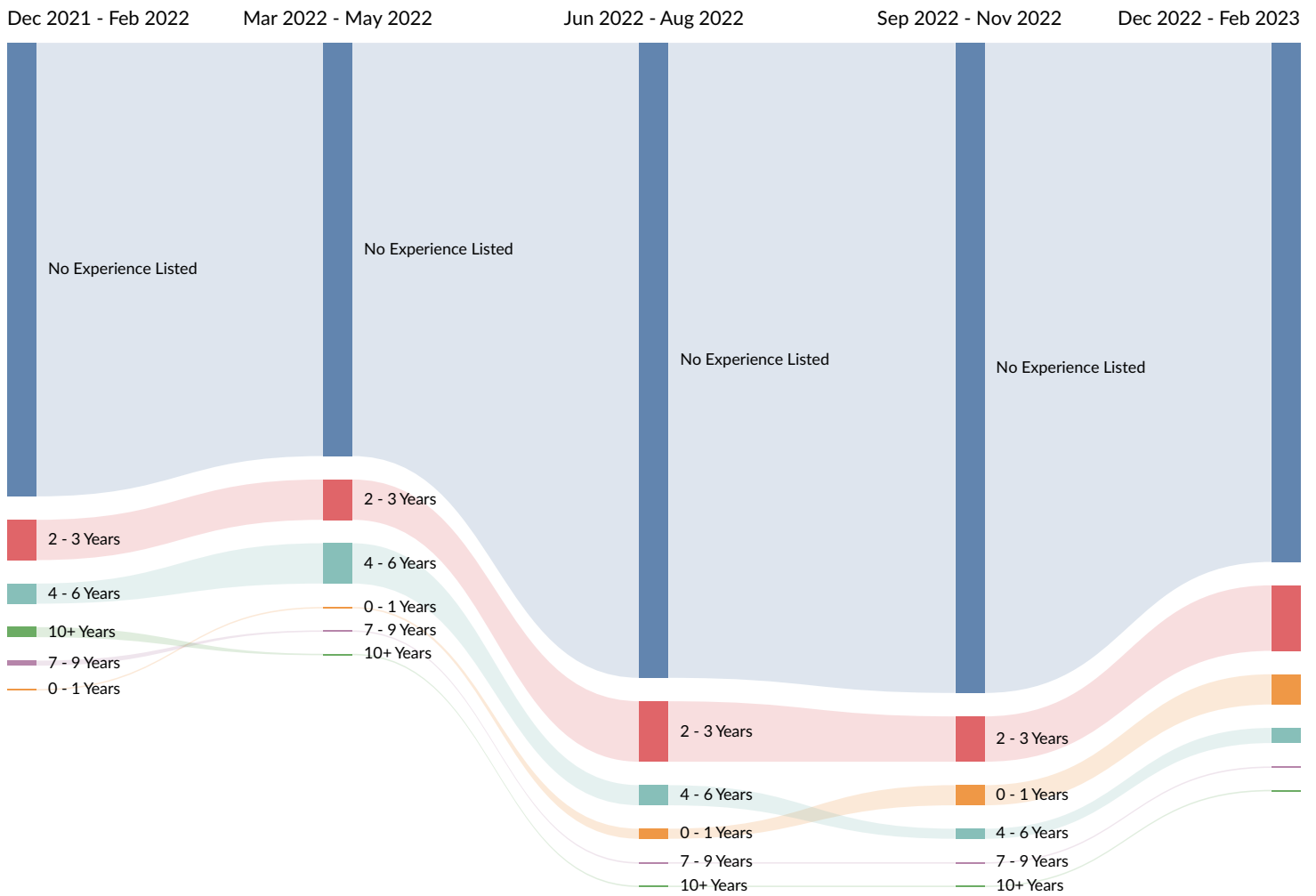
Skill Trends in Job Postings by Quarter

The chart below captures the postings trend for the top 15 skills posted for based on your filters.



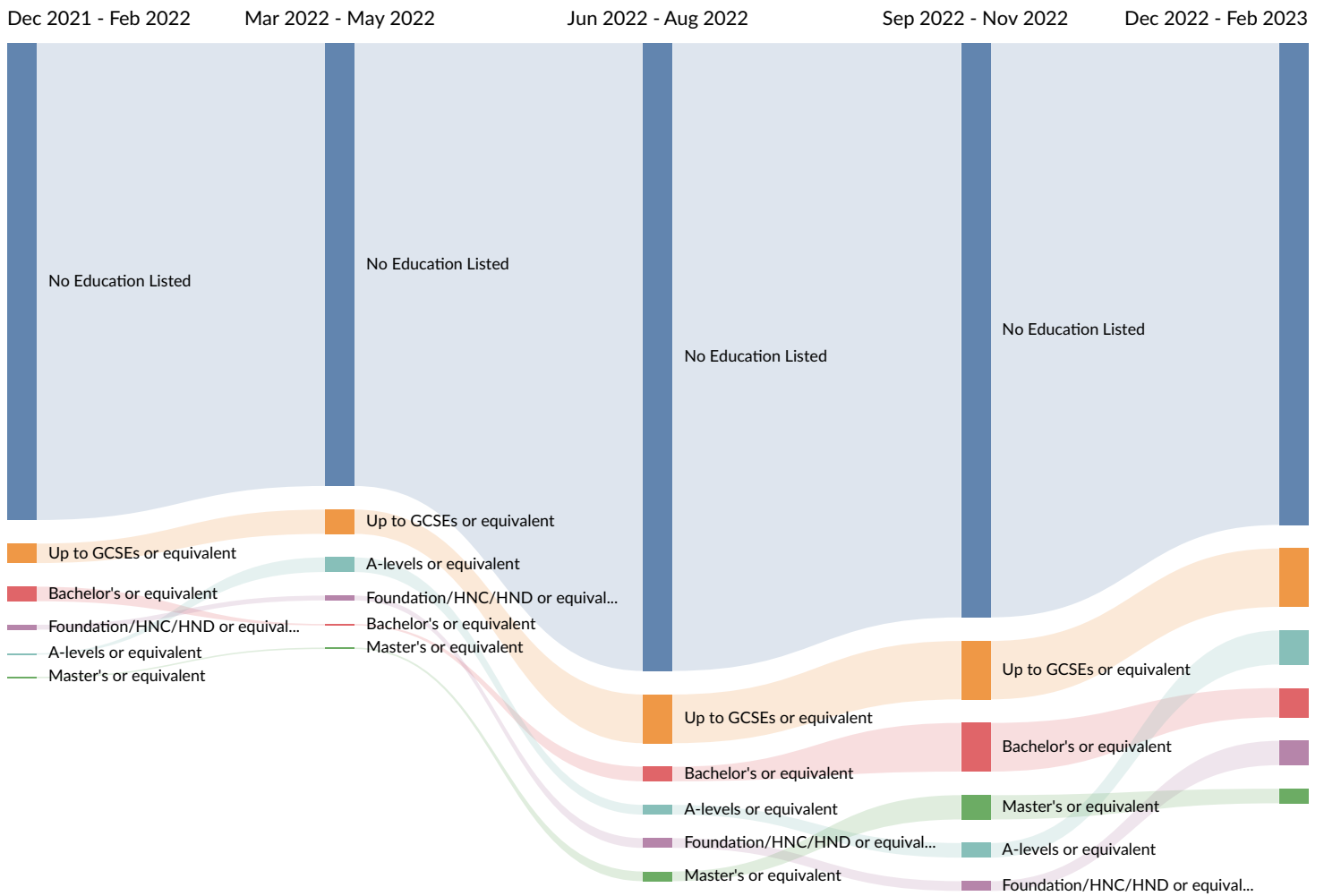
Minimum Experience Requirement Trends in Job Postings by Quarter

The chart below captures the trend for the experience requirements by quarter shown in postings in your region based on your filters.



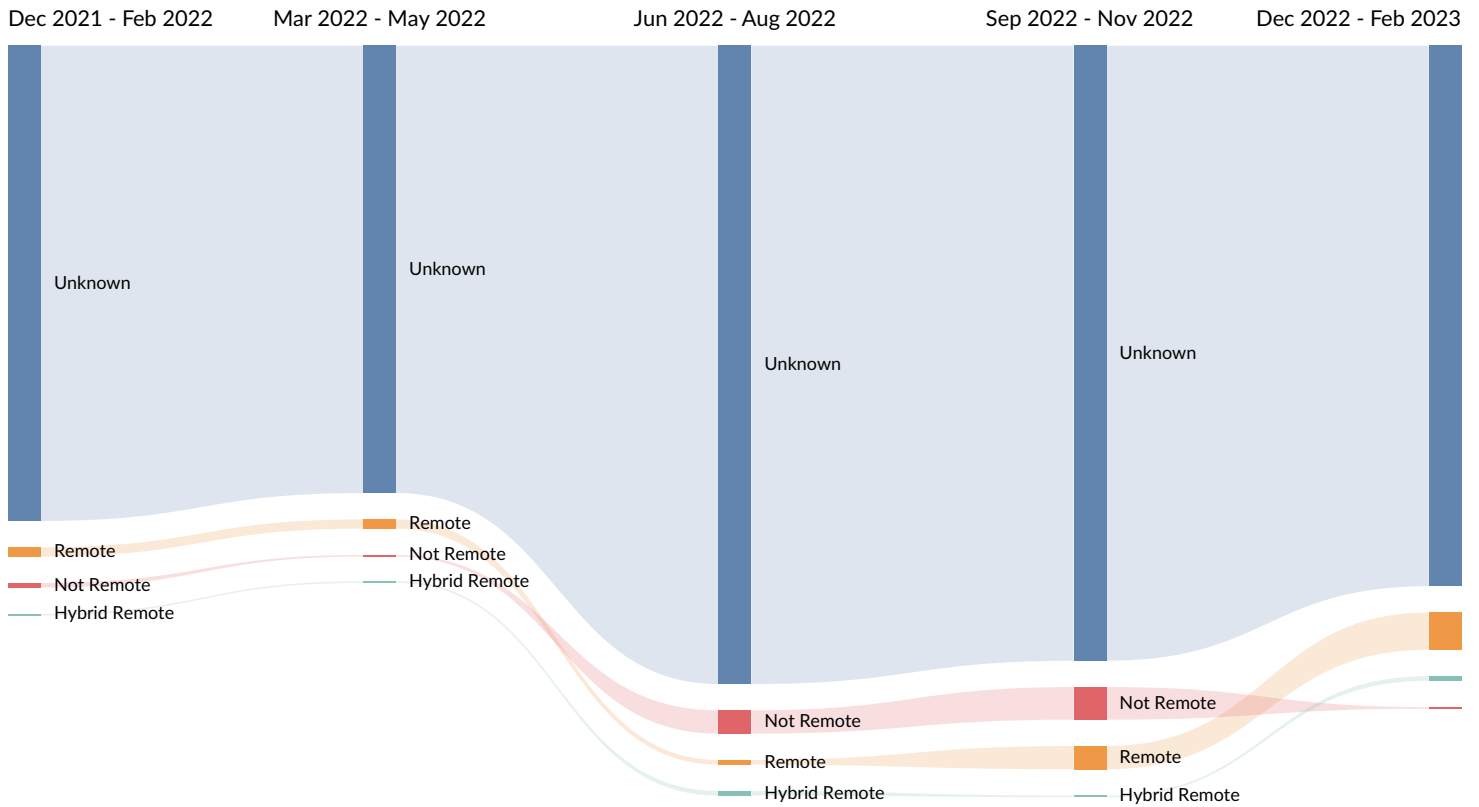
Educational Requirement Trends in Job Postings by Quarter

The chart below captures the quarterly trend for the educational requirements shown in postings in your region based on your filters.

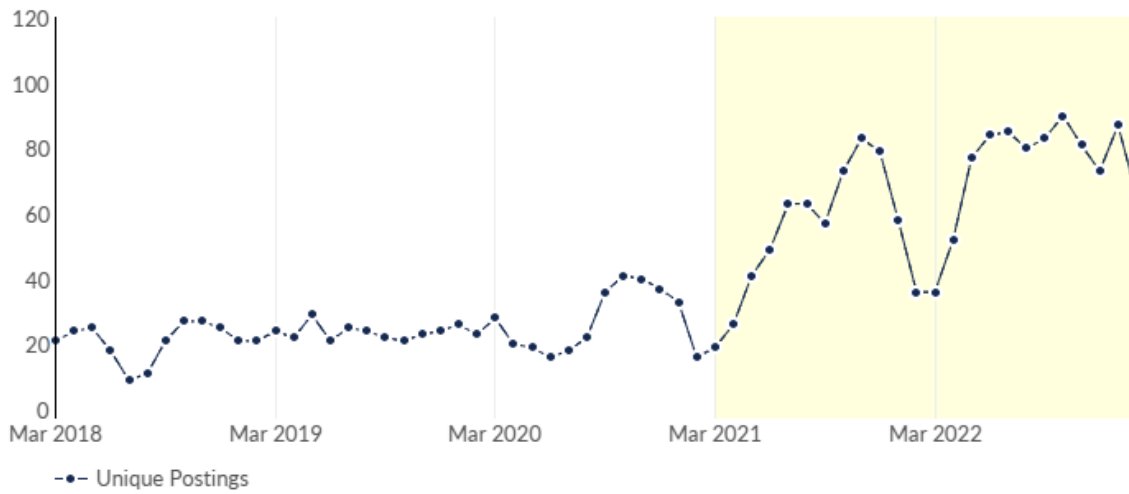


Remote Trends in Job Postings by Quarter

The chart below captures the remote posting trends based on your filters.

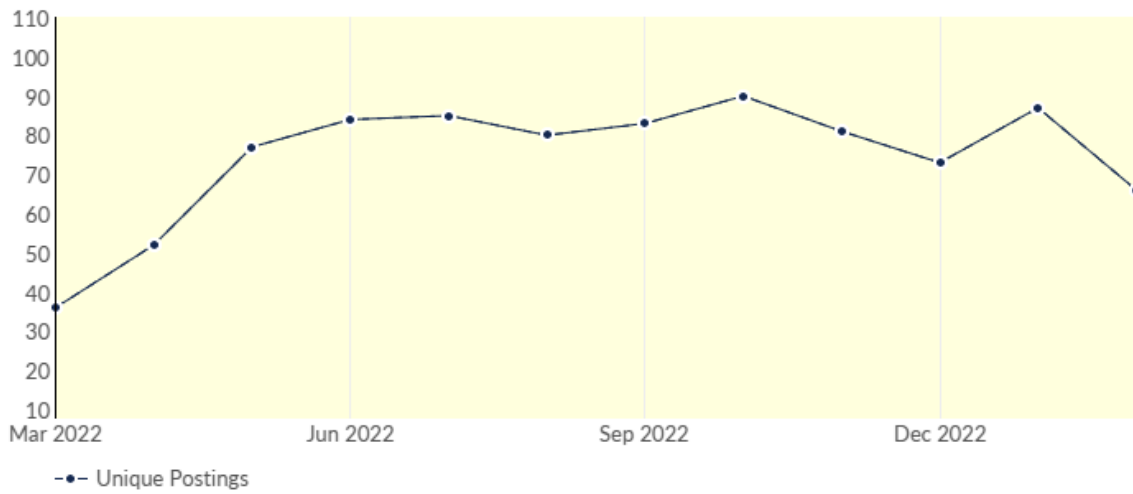


Unique Postings Trend



| Month | Unique Postings | Posting Intensity |
|----------|-----------------|-------------------|
| Feb 2023 | 66 | 1 : 1 |
| Jan 2023 | 87 | 1 : 1 |
| Dec 2022 | 73 | 2 : 1 |
| Nov 2022 | 81 | 2 : 1 |
| Oct 2022 | 90 | 2 : 1 |
| Sep 2022 | 83 | 2 : 1 |
| Aug 2022 | 80 | 2 : 1 |
| Jul 2022 | 85 | 2 : 1 |
| Jun 2022 | 84 | 2 : 1 |
| May 2022 | 77 | 2 : 1 |
| Apr 2022 | 52 | 2 : 1 |
| Mar 2022 | 36 | 2 : 1 |

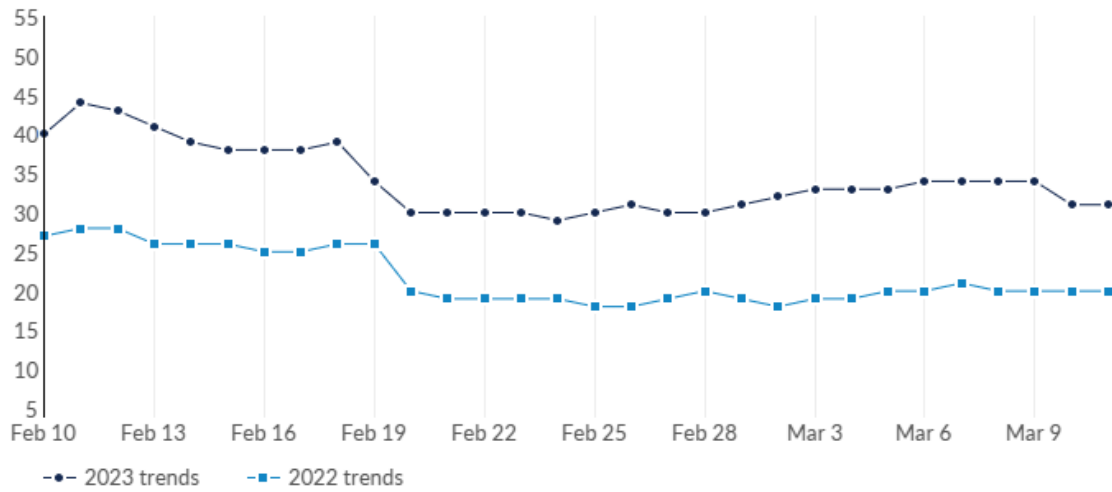
Unique Postings Trend



| Month | Unique Postings | Posting Intensity |
|----------|-----------------|-------------------|
| Feb 2023 | 66 | 1 : 1 |
| Jan 2023 | 87 | 1 : 1 |
| Dec 2022 | 73 | 2 : 1 |
| Nov 2022 | 81 | 2 : 1 |
| Oct 2022 | 90 | 2 : 1 |
| Sep 2022 | 83 | 2 : 1 |
| Aug 2022 | 80 | 2 : 1 |
| Jul 2022 | 85 | 2 : 1 |
| Jun 2022 | 84 | 2 : 1 |
| May 2022 | 77 | 2 : 1 |
| Apr 2022 | 52 | 2 : 1 |
| Mar 2022 | 36 | 2 : 1 |

Unique Postings Trend

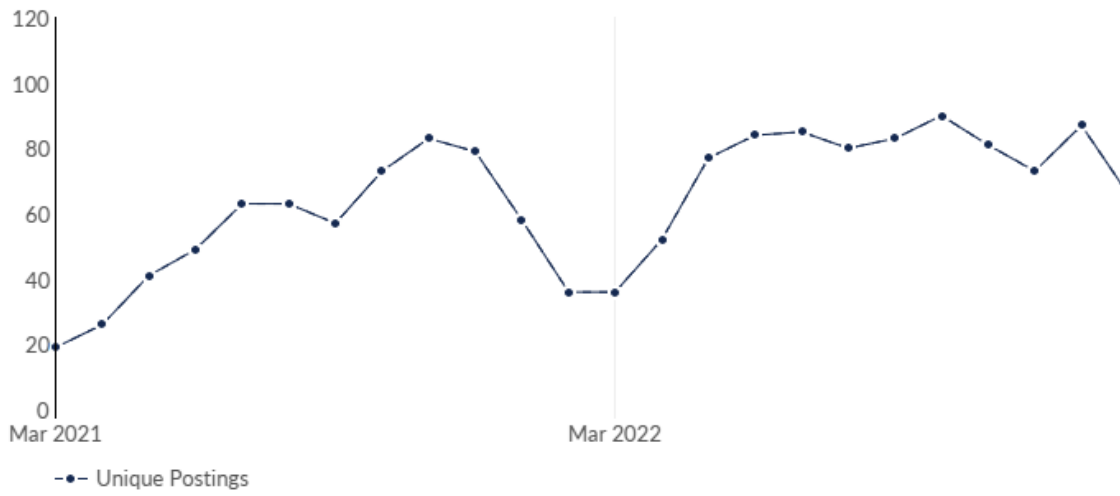
This view displays the most recent 30 days of job postings activity to show near-term trends. It does not reflect your timeframe.



| Day | Unique Postings | Last Year's Unique Postings | % Change |
|-------------------|-----------------|-----------------------------|----------|
| February 10, 2023 | 40 | 27 | +48.1% |
| February 11, 2023 | 44 | 28 | +57.1% |
| February 12, 2023 | 43 | 28 | +53.6% |
| February 13, 2023 | 41 | 26 | +57.7% |
| February 14, 2023 | 39 | 26 | +50.0% |
| February 15, 2023 | 38 | 26 | +46.2% |
| February 16, 2023 | 38 | 25 | +52.0% |
| February 17, 2023 | 38 | 25 | +52.0% |
| February 18, 2023 | 39 | 26 | +50.0% |
| February 19, 2023 | 34 | 26 | +30.8% |
| February 20, 2023 | 30 | 20 | +50.0% |
| February 21, 2023 | 30 | 19 | +57.9% |
| February 22, 2023 | 30 | 19 | +57.9% |
| February 23, 2023 | 30 | 19 | +57.9% |
| February 24, 2023 | 29 | 19 | +52.6% |
| February 25, 2023 | 30 | 18 | +66.7% |
| February 26, 2023 | 31 | 18 | +72.2% |
| February 27, 2023 | 30 | 19 | +57.9% |

| | | | |
|-------------------|----|----|--------|
| February 28, 2023 | 30 | 20 | +50.0% |
| March 1, 2023 | 31 | 19 | +63.2% |
| March 2, 2023 | 32 | 18 | +77.8% |
| March 3, 2023 | 33 | 19 | +73.7% |
| March 4, 2023 | 33 | 19 | +73.7% |
| March 5, 2023 | 33 | 20 | +65.0% |
| March 6, 2023 | 34 | 20 | +70.0% |
| March 7, 2023 | 34 | 21 | +61.9% |
| March 8, 2023 | 34 | 20 | +70.0% |
| March 9, 2023 | 34 | 20 | +70.0% |
| March 10, 2023 | 31 | 20 | +55.0% |
| March 11, 2023 | 31 | 20 | +55.0% |

Unique Postings Trend



| Month | Unique Postings | Posting Intensity |
|----------|-----------------|-------------------|
| Feb 2023 | 66 | 1 : 1 |
| Jan 2023 | 87 | 1 : 1 |
| Dec 2022 | 73 | 2 : 1 |
| Nov 2022 | 81 | 2 : 1 |
| Oct 2022 | 90 | 2 : 1 |
| Sep 2022 | 83 | 2 : 1 |
| Aug 2022 | 80 | 2 : 1 |
| Jul 2022 | 85 | 2 : 1 |
| Jun 2022 | 84 | 2 : 1 |
| May 2022 | 77 | 2 : 1 |
| Apr 2022 | 52 | 2 : 1 |
| Mar 2022 | 36 | 2 : 1 |

Appendix A - Data Sources and Calculations

Lightcast Job Postings

Job postings are collected from various sources and processed/enriched to provide information such as standardized company name, occupation, skills, and geography.