

Report Builder

Lightcast Q2 2022 Data Set

March 2023

Parameters

Select Timeframe: Mar 2021 - Feb 2023

:

Description

Summary

Advertised Salary

Advertised Wage Trend

Regions

Skills

Certifications

Companies

Description

Occupations

Job Titles

Industries

Posting Sources

Skill Subcategories

Trends

Timeseries

City:

Description

Malpas, Cheshire West and Chester

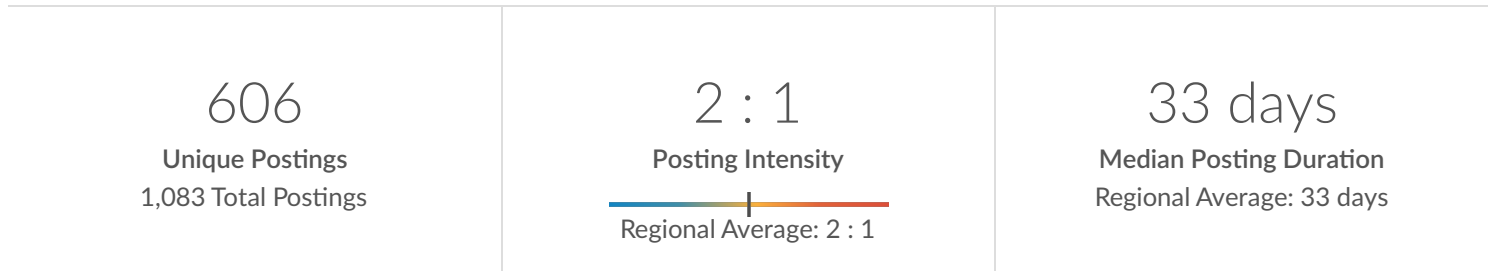
Minimum Experience Required: Any

Education Level: Any

Keyword Search:

Posting Type: Active Postings

Job Postings Summary



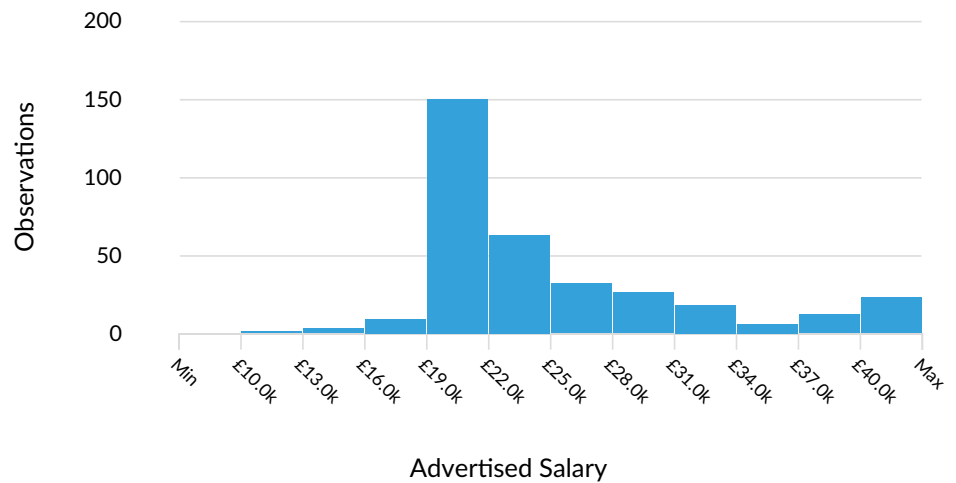
There were 1,083 total job postings for your selection from March 2021 to February 2023, of which 606 were unique. These numbers give us a Posting Intensity of 2-to-1, meaning that for every 2 postings there is 1 unique job posting.

This is close to the Posting Intensity for all other occupations and companies in the region (2-to-1), indicating that they are putting average effort toward hiring for this position.

Advertised Salary

There are 343 advertised salary observations (57% of the 606 matching postings).

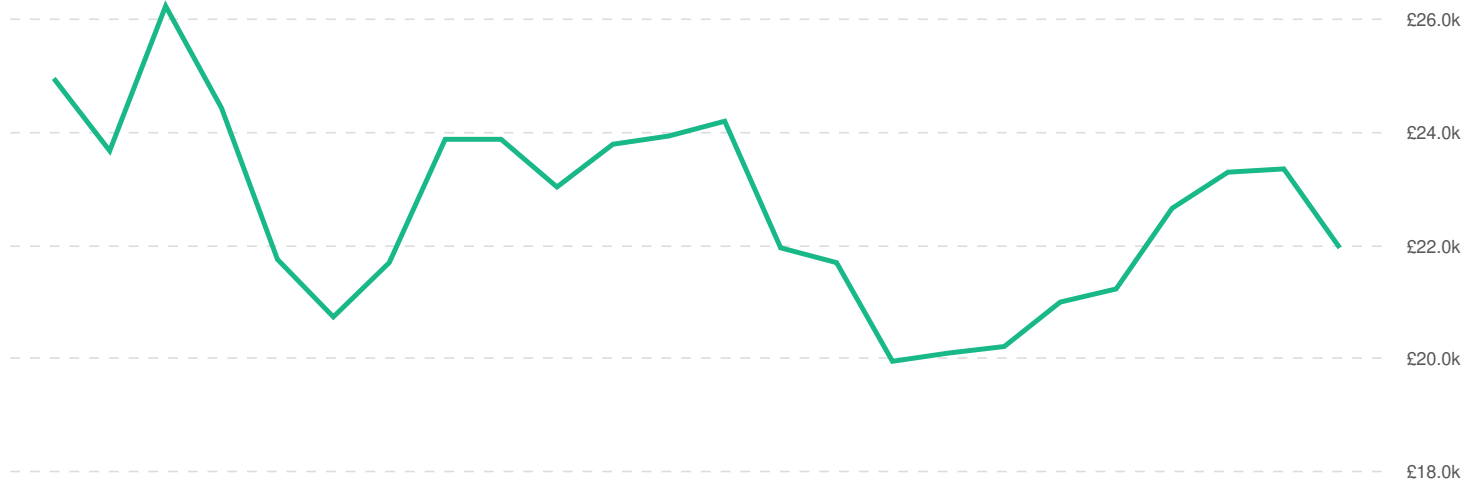
£22.6k
Median Advertised Salary



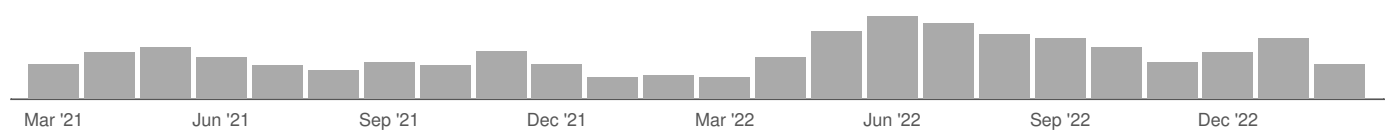
Advertised Wage Trend

▼ 12.1% Mar 2021 - Feb 2023

£22.6k Median



343 Job Postings



Top Cities Posting

City	Total/Unique (Mar 2021 - Feb 2023)	Posting Intensity	Median Posting Duration
Malpas, Cheshire West and Chester	1,083 / 606	2 : 1	33 days

Top Local Authorities Posting

Local Authority	Total/Unique (Mar 2021 - Feb 2023)	Posting Intensity	Median Posting Duration
Cheshire West and Chester	1,083 / 606	2 : 1	33 days

Top County/Unitary Authorities Posting

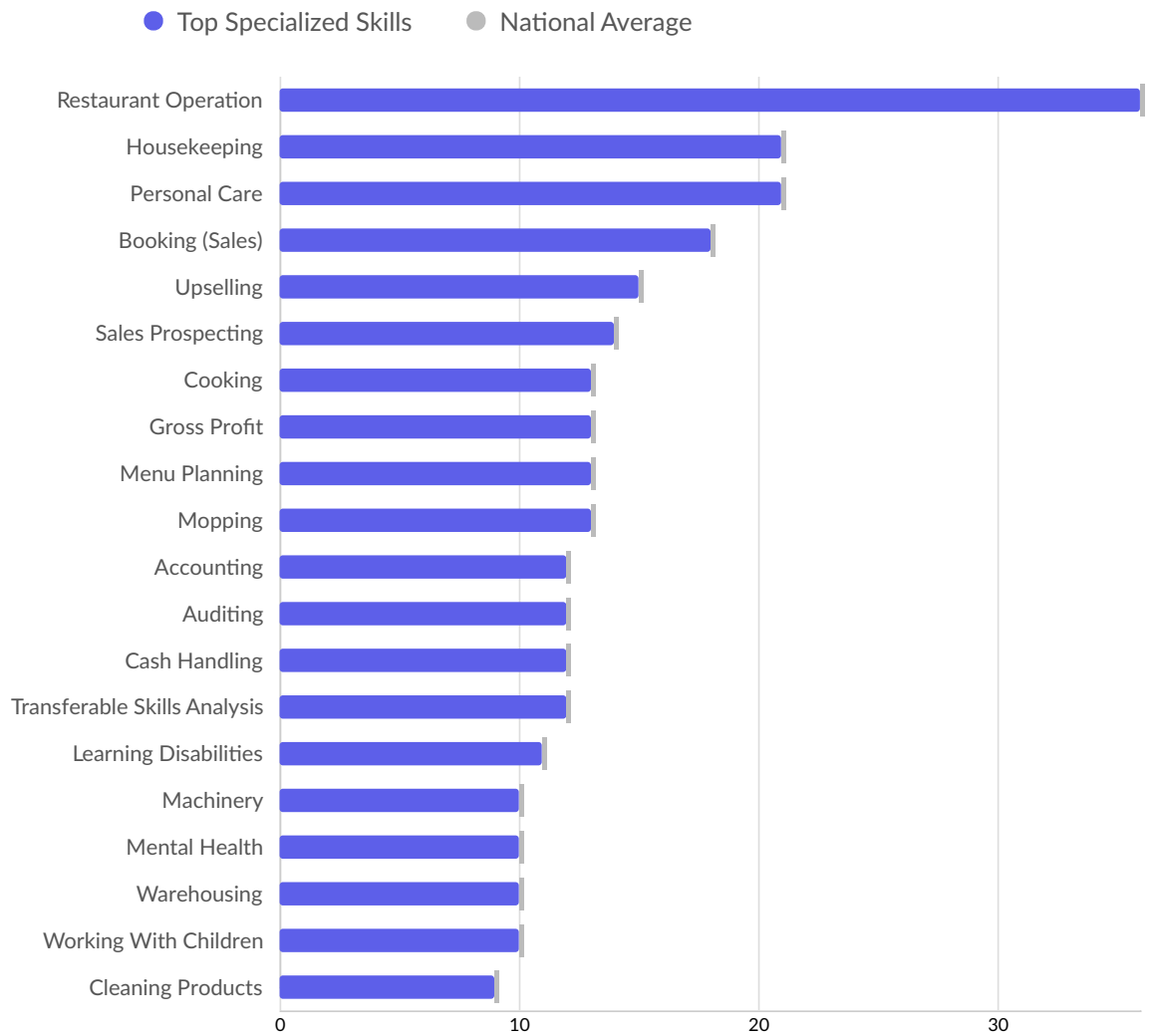
County/Unitary Authority	Total/Unique (Mar 2021 - Feb 2023)	Posting Intensity	Median Posting Duration
Cheshire West and Chester	1,083 / 606	2 : 1 	33 days

Top Gov't Office Regions Posting

Gov't Office Region	Total/Unique (Mar 2021 - Feb 2023)	Posting Intensity	Median Posting Duration
North West	1,083 / 606	2 : 1 	33 days

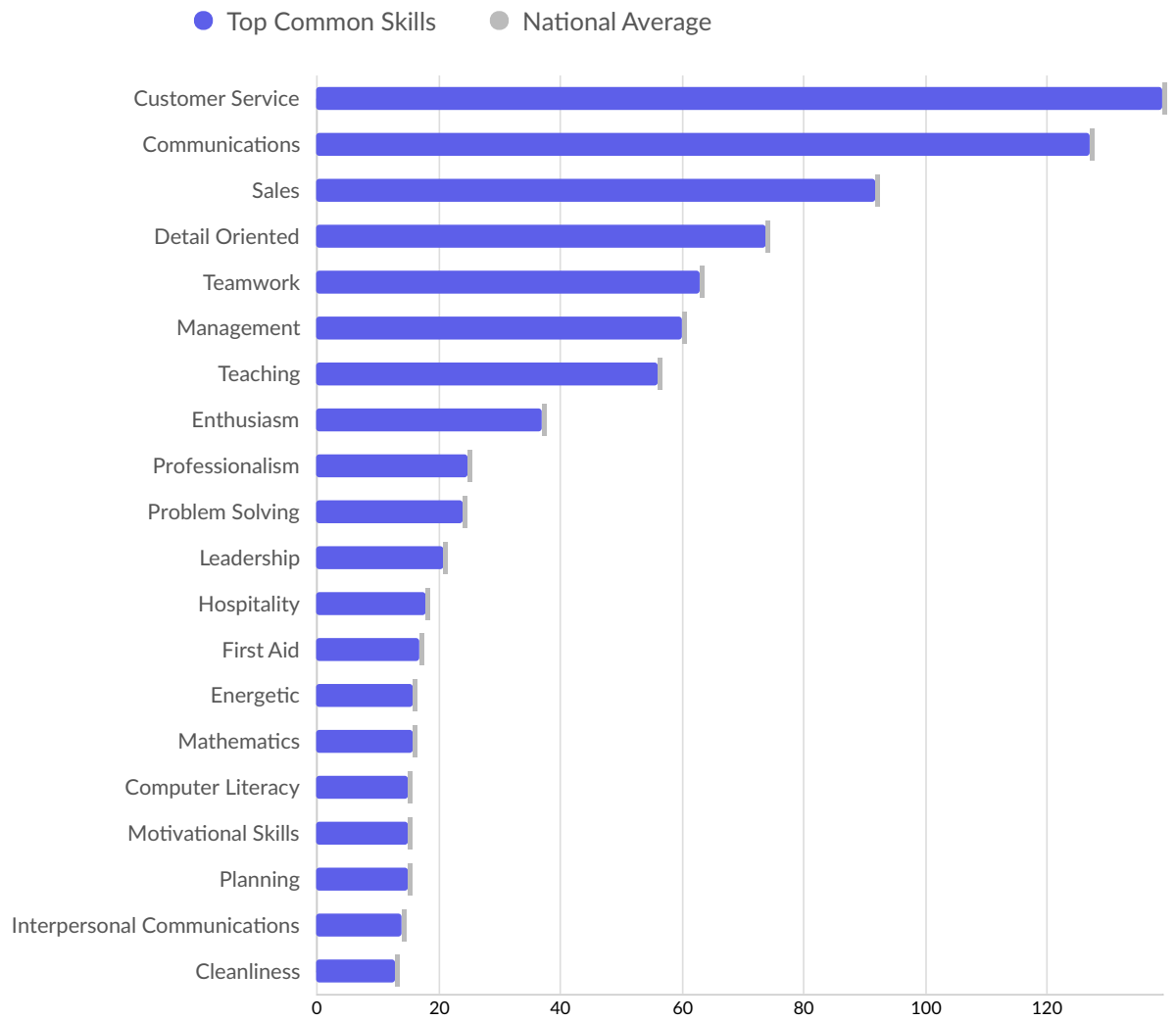
Top Countries Posting

Country	Total/Unique (Mar 2021 - Feb 2023)	Posting Intensity	Median Posting Duration
England	1,083 / 606	2 : 1 	33 days



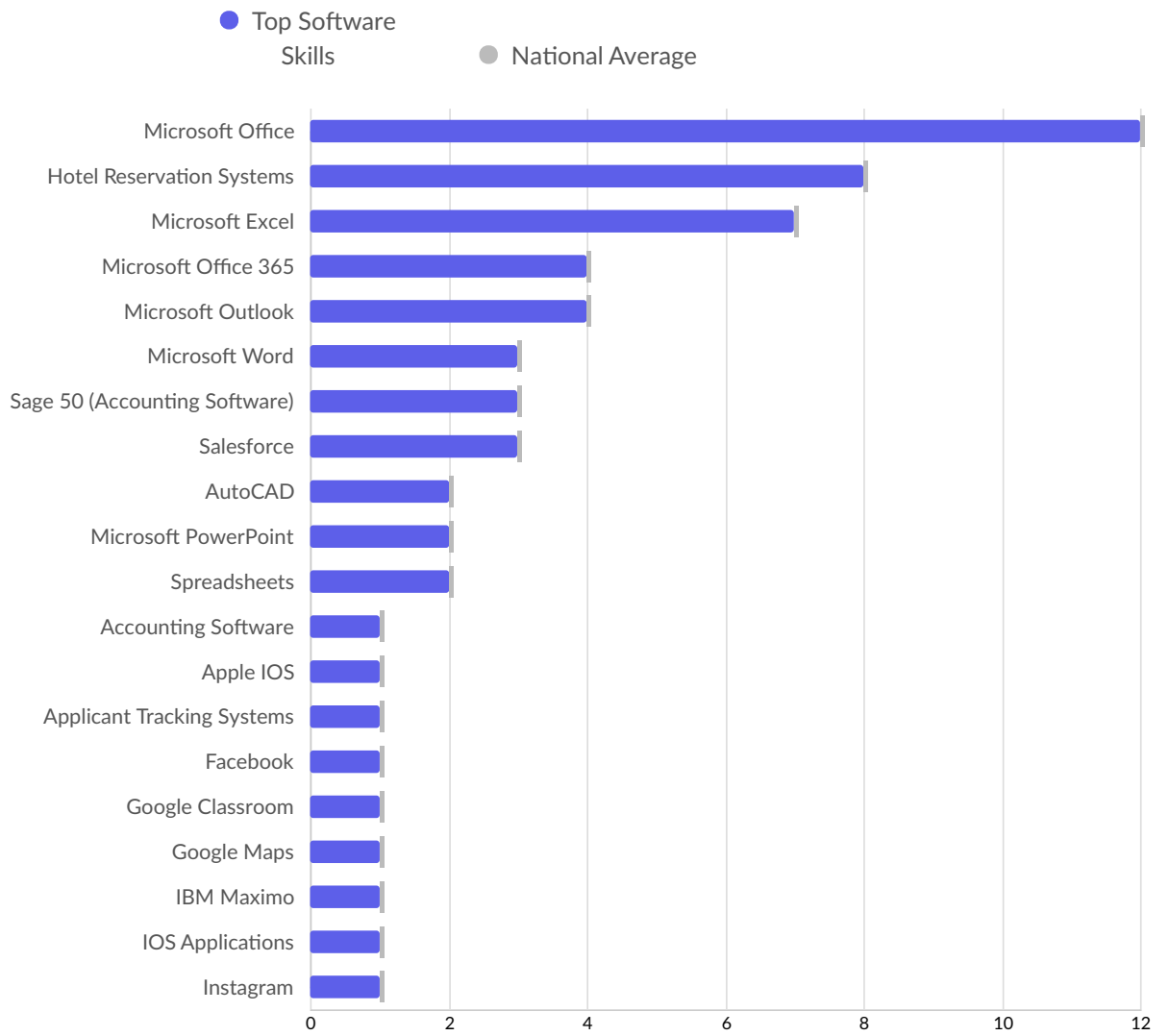
Top Specialized Skills	Unique Postings	National Average
Restaurant Operation	36	36
Housekeeping	21	21
Personal Care	21	21
Booking (Sales)	18	18
Upselling	15	15
Sales Prospecting	14	14
Cooking	13	13
Gross Profit	13	13
Menu Planning	13	13
Mopping	13	13
Accounting	12	12
Auditing	12	12
Cash Handling	12	12

Transferable Skills Analysis	12	12
Learning Disabilities	11	11
Machinery	10	10
Mental Health	10	10
Warehousing	10	10
Working With Children	10	10
Cleaning Products	9	9



Top Common Skills	Unique Postings	National Average
Customer Service	139	139
Communications	127	127
Sales	92	92
Detail Oriented	74	74
Teamwork	63	63
Management	60	60
Teaching	56	56
Enthusiasm	37	37
Professionalism	25	25
Problem Solving	24	24
Leadership	21	21
Hospitality	18	18
First Aid	17	17

Energetic	16	16
Mathematics	16	16
Computer Literacy	15	15
Motivational Skills	15	15
Planning	15	15
Interpersonal Communications	14	14
Cleanliness	13	13





Top Software Skills	Unique Postings	National Average
Microsoft Office	12	12
Hotel Reservation Systems	8	8
Microsoft Excel	7	7
Microsoft Office 365	4	4
Microsoft Outlook	4	4
Microsoft Word	3	3
Sage 50 (Accounting Software)	3	3
Salesforce	3	3
AutoCAD	2	2
Microsoft PowerPoint	2	2
Spreadsheets	2	2
Accounting Software	1	1

Apple IOS	1	1
Applicant Tracking Systems	1	1
Facebook	1	1
Google Classroom	1	1
Google Maps	1	1
IBM Maximo	1	1
IOS Applications	1	1
Instagram	1	1

Top Certifications

	Postings with Certification
Association Of Chartered Certified Accountants	5
Certified Instrument Specialist (CIS)	2
Certified Internet Webmaster	1
Chartered Institute Of Management Accountants (CIMA)	5
CIPD Level 5	1
CSCS Card	14
First Aid Certification	1
Functional Skills Qualification	4
Personal Trainer Certification	1
Phlebotomy Certification	1
Post Graduate Certificate In Education (PGCE)	9
Registered Nurse (RN)	3
Valid Driver's License	3

























Top Companies Posting

Company	Total/Unique (Mar 2021 - Feb 2023)	Posting Intensity	Median Posting Duration
Carden Park Hotel Limited	330 / 168	2 : 1 	34 days
NHS	38 / 19	2 : 1 	42 days
Simply Education	39 / 16	2 : 1 	34 days
Co-operative Group	19 / 13	1 : 1 	12 days
Fridays	29 / 12	2 : 1 	46 days
Barlows	14 / 11	1 : 1 	21 days
The Cheshire Wildlife Trust Limited	15 / 11	1 : 1 	21 days
Randstad	10 / 10	1 : 1 	37 days
Amazon	15 / 9	2 : 1 	9 days
Reed	22 / 9	2 : 1 	35 days
Welcome Break	13 / 9	1 : 1 	21 days
Britannia Hotels Ltd	16 / 7	2 : 1 	28 days
Search Consultancy	18 / 7	3 : 1 	18 days
Barchester Plc	6 / 6	1 : 1 	n/a
Bishop Heber High School	7 / 6	1 : 1 	22 days
Building Careers	10 / 6	2 : 1 	35 days
Education Network	12 / 6	2 : 1 	31 days
Hays	13 / 6	2 : 1 	18 days
Warner Leisure Hotels	6 / 6	1 : 1 	36 days
Ashtree Services (garden & Grounds Maintenance) Limited	6 / 5	1 : 1 	26 days
Mitie	10 / 5	2 : 1 	60 days
Academics	4 / 4	1 : 1 	49 days
Appletree Estates	20 / 4	5 : 1 	n/a
Avon Group	9 / 4	2 : 1 	n/a
Bryn Melyn Care Limited	9 / 4	2 : 1 	35 days

Evergreen Resources	4 / 4	1 : 1		13 days
Albion Health	10 / 3	3 : 1		39 days
Cheshire Cat Pubs And Bars Limited	3 / 3	1 : 1		47 days
Ee Agency Ltd	3 / 3	1 : 1		n/a
Network Group	3 / 3	1 : 1		n/a
Newport Norse Limited	3 / 3	1 : 1		38 days
Nic Services Group Ltd	3 / 3	1 : 1		32 days
Outcomes First Group	8 / 3	3 : 1		n/a
William C Smith	3 / 3	1 : 1		20 days
Your Life Your Way	5 / 3	2 : 1		29 days
Zen Educate	3 / 3	1 : 1		43 days
Acorn Care And Education Limited	2 / 2	1 : 1		29 days
Bryn Melyn	2 / 2	1 : 1		18 days
Buildscapeuk LTD	2 / 2	1 : 1		28 days
Care One 2 One Ltd	2 / 2	1 : 1		18 days
Care Uk Health & Social Care	2 / 2	1 : 1		n/a
Elite Search International	3 / 2	2 : 1		n/a
Ethero Ltd	14 / 2	7 : 1		n/a
Excell Supply Ltd	2 / 2	1 : 1		42 days
First Bus	2 / 2	1 : 1		10 days
Happy Days Coaches	2 / 2	1 : 1		46 days
Howard Finley Ltd	3 / 2	2 : 1		53 days
Hunter Selection	4 / 2	2 : 1		45 days
Lakeside Coaches LTD	2 / 2	1 : 1		31 days
Mccarthy & Stone	3 / 2	2 : 1		20 days

























Top Posted Occupations

Occupation	Total/Unique (Mar 2021 - Feb 2023)	Posting Intensity	Median Posting Duration
General cleaner	82 / 47	2 : 1 	38 days
Teaching Assistant	48 / 32	2 : 1 	31 days
Chef	51 / 28	2 : 1 	32 days
Care assistant	34 / 23	1 : 1 	37 days
Bartender	41 / 20	2 : 1 	37 days
Caregiver / Personal Care Aide	33 / 18	2 : 1 	25 days
Receptionist	33 / 15	2 : 1 	31 days
Restaurant / Food Service Supervisor	25 / 14	2 : 1 	31 days
Labourer / Material Handler	24 / 13	2 : 1 	33 days
Customer Service Representative	20 / 11	2 : 1 	11 days
Primary School Teacher	24 / 10	2 : 1 	34 days
Registered General Nurse (RGN)	34 / 10	3 : 1 	38 days
Construction Helper / Worker	14 / 10	1 : 1 	20 days
Beautician	15 / 9	2 : 1 	36 days
Carpenter	25 / 9	3 : 1 	21 days
Accountant	17 / 8	2 : 1 	28 days
Account Manager / Representative	32 / 8	4 : 1 	27 days
Project Manager	12 / 8	2 : 1 	12 days
Sales Representative	11 / 8	1 : 1 	40 days
Office / Administrative Assistant	8 / 8	1 : 1 	38 days
Delivery Driver	27 / 8	3 : 1 	31 days
Preschool / Childcare Teacher	7 / 7	1 : 1 	49 days
Food Service Team Member	8 / 7	1 : 1 	38 days
Event Specialist	13 / 6	2 : 1 	42 days
Nursing Assistant / Healthcare Assistant	9 / 6	2 : 1 	29 days





























Housekeeping / Environmental Services Supervisor	11 / 6	2 : 1		25 days
Concierge	12 / 6	2 : 1		39 days
Retail Sales Associate	7 / 6	1 : 1		27 days
Maintenance Technician	12 / 6	2 : 1		37 days
Childcare / Preschool Director	6 / 5	1 : 1		36 days
Waiter / Waitress	8 / 5	2 : 1		n/a
Head,Â Waiter/Waitress	17 / 5	3 : 1		n/a
Landscaping / Groundskeeping Worker	7 / 5	1 : 1		26 days
Bell Person / Baggage Attendant	9 / 5	2 : 1		27 days
Construction Manager	9 / 4	2 : 1		13 days
Pharmacist	6 / 4	2 : 1		23 days
Janitor / Cleaner	5 / 4	1 : 1		22 days
Salon / Spa Manager	7 / 4	2 : 1		25 days
Senior Administrator	7 / 4	2 : 1		27 days
Laundry Worker	6 / 4	2 : 1		33 days
Bus Driver	4 / 4	1 : 1		10 days
Healthcare Manager	4 / 3	1 : 1		41 days
Estimator	5 / 3	2 : 1		26 days
Tutor	4 / 3	1 : 1		42 days
Product Development Engineer	3 / 3	1 : 1		35 days
Coach	4 / 3	1 : 1		38 days
Kitchen Staff	3 / 3	1 : 1		34 days
Personal Trainer / Fitness Instructor	4 / 3	1 : 1		19 days
Recreation / Activities Worker	10 / 3	3 : 1		27 days
Retail Store Manager / Supervisor	7 / 3	2 : 1		n/a





Top Posted Job Titles

Job Title	Total/Unique (Mar 2021 - Feb 2023)	Posting Intensity	Median Posting Duration
Teaching Assistants	28 / 17	2 : 1 	31 days
Cleaners	18 / 12	2 : 1 	33 days
Primary Teachers	26 / 12	2 : 1 	35 days
Care Assistants	15 / 11	1 : 1 	39 days
Leisure Sales Managers	24 / 11	2 : 1 	34 days
Spa Therapists	15 / 9	2 : 1 	36 days
Support Workers	17 / 9	2 : 1 	25 days
Labourers	17 / 8	2 : 1 	28 days
Care Workers	12 / 7	2 : 1 	24 days
Domestic Cleaners	12 / 7	2 : 1 	41 days
Wait Staff	20 / 7	3 : 1 	n/a
Assistant Restaurant Managers	11 / 6	2 : 1 	49 days
Bartenders	14 / 6	2 : 1 	60 days
Management Accountants	15 / 6	3 : 1 	28 days
Chefs	11 / 5	2 : 1 	31 days
Chefs De Partie	14 / 5	3 : 1 	47 days
Cleaning Operatives	10 / 5	2 : 1 	33 days
Housekeeping Supervisors	10 / 5	2 : 1 	25 days
Night Porters	9 / 5	2 : 1 	27 days
Pastry Chefs	9 / 5	2 : 1 	33 days
Personal Care Assistants	7 / 5	1 : 1 	40 days
Receptionists	10 / 5	2 : 1 	31 days
Spa Receptionists	11 / 5	2 : 1 	28 days
Avon Sales Representatives	9 / 4	2 : 1 	n/a
Bar Supervisors	5 / 4	1 : 1 	37 days
Commis Chefs	5 / 4	1 : 1 	28 days

Early Years Teaching Assistants	4 / 4	1 : 1		49 days
Event Managers	8 / 4	2 : 1		n/a
Event Sales Executives	6 / 4	2 : 1		40 days
Greenskeepers	7 / 4	2 : 1		38 days
Health Care Assistants	7 / 4	2 : 1		39 days
House Cleaners	5 / 4	1 : 1		41 days
Kitchen Porters	5 / 4	1 : 1		46 days
Laundry Assistants	6 / 4	2 : 1		33 days
Lounge Managers	7 / 4	2 : 1		31 days
Maintenance Assistants	6 / 4	2 : 1		31 days
Night Assistants	9 / 4	2 : 1		37 days
Night Cleaners	11 / 4	3 : 1		n/a
Sales Team Members	5 / 4	1 : 1		27 days
Attendants	4 / 3	1 : 1		19 days
Bar Staff	12 / 3	4 : 1		n/a
Bartenders/Cocktail Servers	4 / 3	1 : 1		8 days
Catering Wait Staff	5 / 3	2 : 1		42 days
Children's Service Workers	5 / 3	2 : 1		29 days
Clinical Pharmacists	4 / 3	1 : 1		23 days
Concierges	4 / 3	1 : 1		40 days
Customer Assistants	6 / 3	2 : 1		9 days
Customer Service Team Members	3 / 3	1 : 1		9 days
Delivery Drivers	11 / 3	4 : 1		n/a
Drivers	7 / 3	2 : 1		37 days

Top Industries

	Total/Unique (Mar 2021 - Feb 2023)	Posting Intensity	Median Posting Duration
Accommodation	352 / 181	2 : 1 	34 days
Employment Activities	219 / 105	2 : 1 	36 days
Retail Trade, Except of Motor Vehicles and Motorcycles	36 / 25	1 : 1 	12 days
Residential Care Activities	35 / 22	2 : 1 	34 days
Human Health Activities	40 / 21	2 : 1 	42 days
Food and Beverage Service Activities	42 / 19	2 : 1 	47 days
Education	16 / 14	1 : 1 	23 days
Real Estate Activities	17 / 13	1 : 1 	21 days
Social Work Activities Without Accommodation	21 / 13	2 : 1 	21 days
Services to Buildings and Landscape Activities	22 / 12	2 : 1 	33 days
Warehousing and Support Activities for Transportation	16 / 10	2 : 1 	9 days
Other Personal Service Activities	13 / 10	1 : 1 	33 days
Activities of Head Offices; Management Consultancy Activities	16 / 9	2 : 1 	10 days
Construction of Buildings	22 / 6	4 : 1 	28 days
Computer Programming, Consultancy and Related Activities	7 / 6	1 : 1 	41 days
Legal and Accounting Activities	6 / 6	1 : 1 	13 days
Land Transport and Transport Via Pipelines	5 / 5	1 : 1 	31 days
Repair and Installation of Machinery and Equipment	3 / 3	1 : 1 	20 days
Wholesale Trade, Except of Motor Vehicles and Motorcycles	3 / 3	1 : 1 	n/a
Other Professional, Scientific and Technical Activities	3 / 3	1 : 1 	37 days
Security and Investigation Activities	2 / 2	1 : 1 	32 days
Office Administrative, Office Support and Other Business Support Activities	2 / 2	1 : 1 	35 days
Public Administration and Defence; Compulsory Social Security	2 / 2	1 : 1 	40 days
Manufacture of Furniture	2 / 1	2 : 1 	n/a
Wholesale and Retail Trade and Repair of Motor Vehicles and Motorcycles	1 / 1	1 : 1 	n/a
Postal and Courier Activities	5 / 1	5 : 1 	n/a
Financial Service Activities, Except Insurance and Pension Funding	1 / 1	1 : 1 	14 days
Veterinary Activities	1 / 1	1 : 1 	n/a

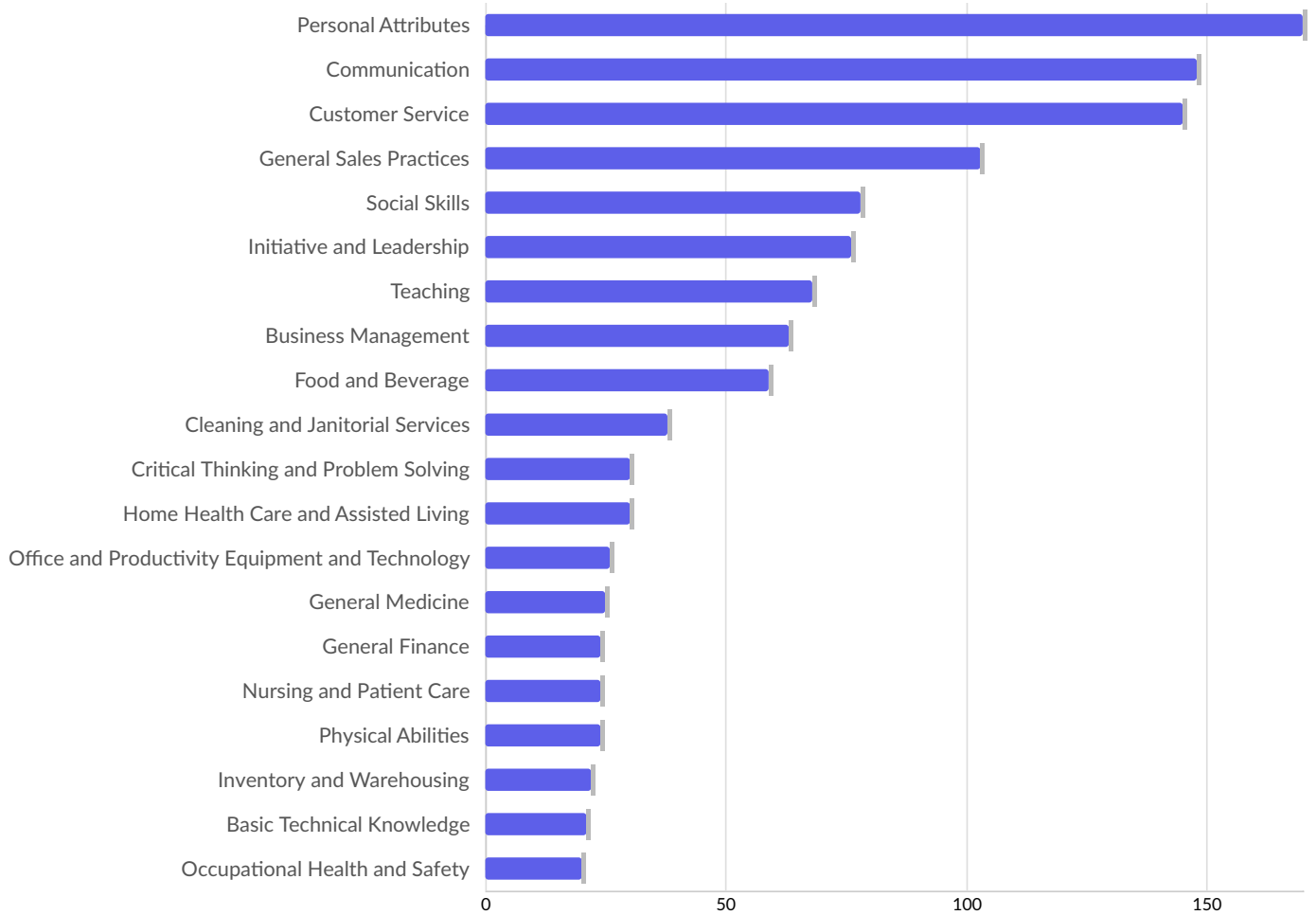
Travel Agency, Tour Operator and Other Reservation Service and Related Activities	1 / 1	1 : 1		9 days
Gambling and Betting Activities	1 / 1	1 : 1		n/a
Sports Activities and Amusement and Recreation Activities	1 / 1	1 : 1		60 days
Activities of Membership Organisations	2 / 1	2 : 1		n/a

Top Posting Sources

Website	Postings on Website (Mar 2021 - Feb 2023)
leisurejobs.com	178
dwp.gov.uk	96
indeed.com	96
fish4.co.uk	61
careerjet.co.uk	35
starjobsearch.co.uk	35
simplyhired.co.uk	34
reed.co.uk	29
careerbuilder.co.uk	24
cv-library.co.uk	19
gumtree.com	18
jobrapido.com	16
jobs.nhs.uk	15
jobs4network.co.uk	13
independent.co.uk	11
constructionjobs.co.uk	8
jobmedic.co.uk	8
britishjobs.co.uk	5
environmentjob.co.uk	5
search.co.uk	5
dejobs.org	4
evergreen.org.uk	3
findapprenticeship.service.gov.uk	3
taleo.net	3
theguardian.com	3
building4jobs.com	2
engineeringjobs.co.uk	2

jora.com	2
outcomesfirstgroup.co.uk	2
reedglobal.com	2
tiptopjob.com	2
accaglobal.com	1
adzuna.co.uk	1
bethphage.co.uk	1
e4s.co.uk	1
greenjobs.co.uk	1
hays.co.uk	1
indeed.co.uk	1
jobstoday.co.uk	1
monster.co.uk	1
nannyjob.co.uk	1
oilandgasjobsearch.com	1
oneway.co.uk	1
senploy.co.uk	1
thebigjobsite.com	1
theitjob.com	1
totaljobs.com	1
travail.co.uk	1
vetclick.com	1

● Top Skill Subcategories ● National Average

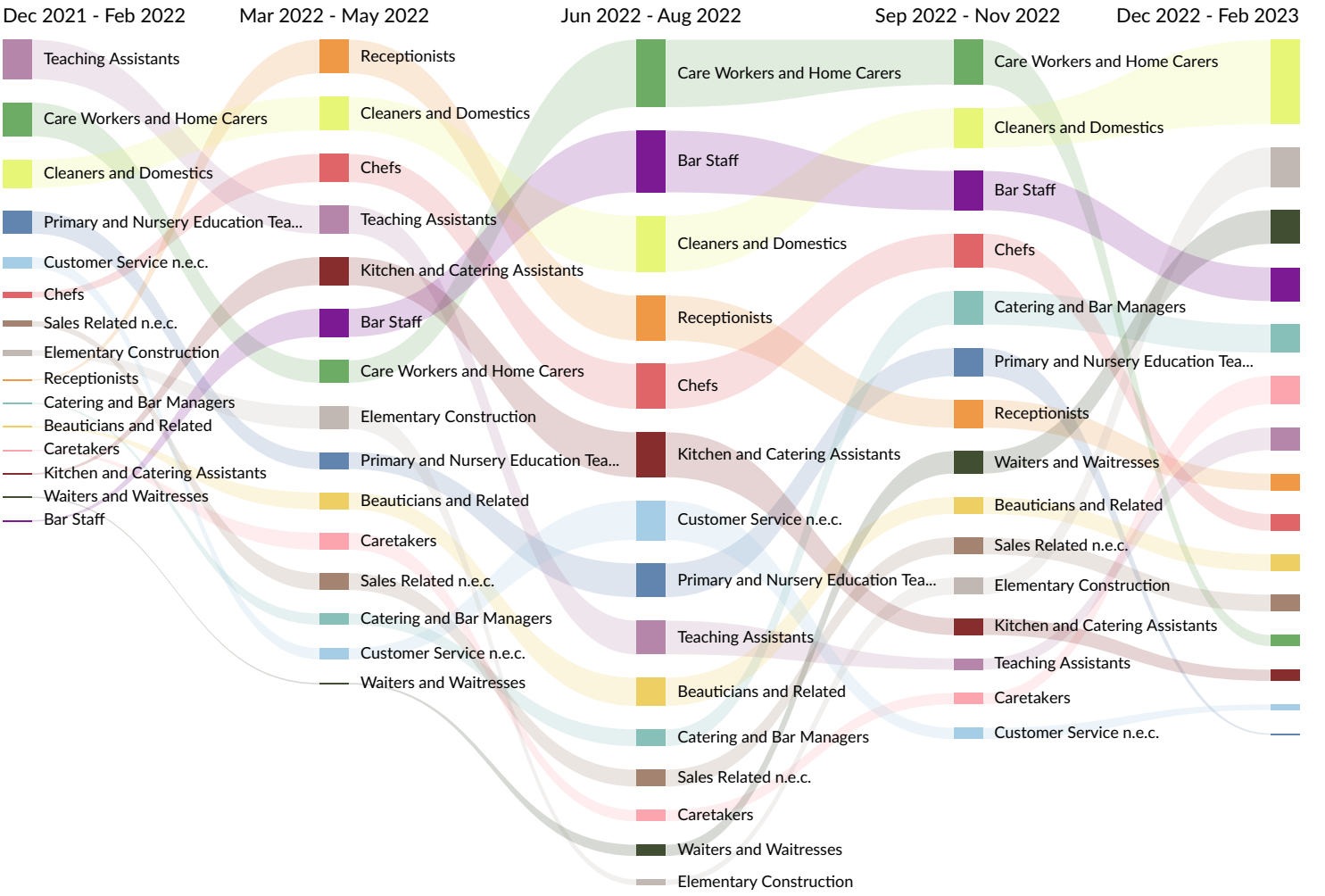


Top Skill Subcategories	Unique Postings	National Average
Personal Attributes	170	170
Communication	148	148
Customer Service	145	145
General Sales Practices	103	103
Social Skills	78	78
Initiative and Leadership	76	76
Teaching	68	68
Business Management	63	63
Food and Beverage	59	59
Cleaning and Janitorial Services	38	38
Critical Thinking and Problem Solving	30	30
Home Health Care and Assisted Living	30	30
Office and Productivity Equipment and Technology	26	26

General Medicine	25	25
General Finance	24	24
Nursing and Patient Care	24	24
Physical Abilities	24	24
Inventory and Warehousing	22	22
Basic Technical Knowledge	21	21
Occupational Health and Safety	20	20

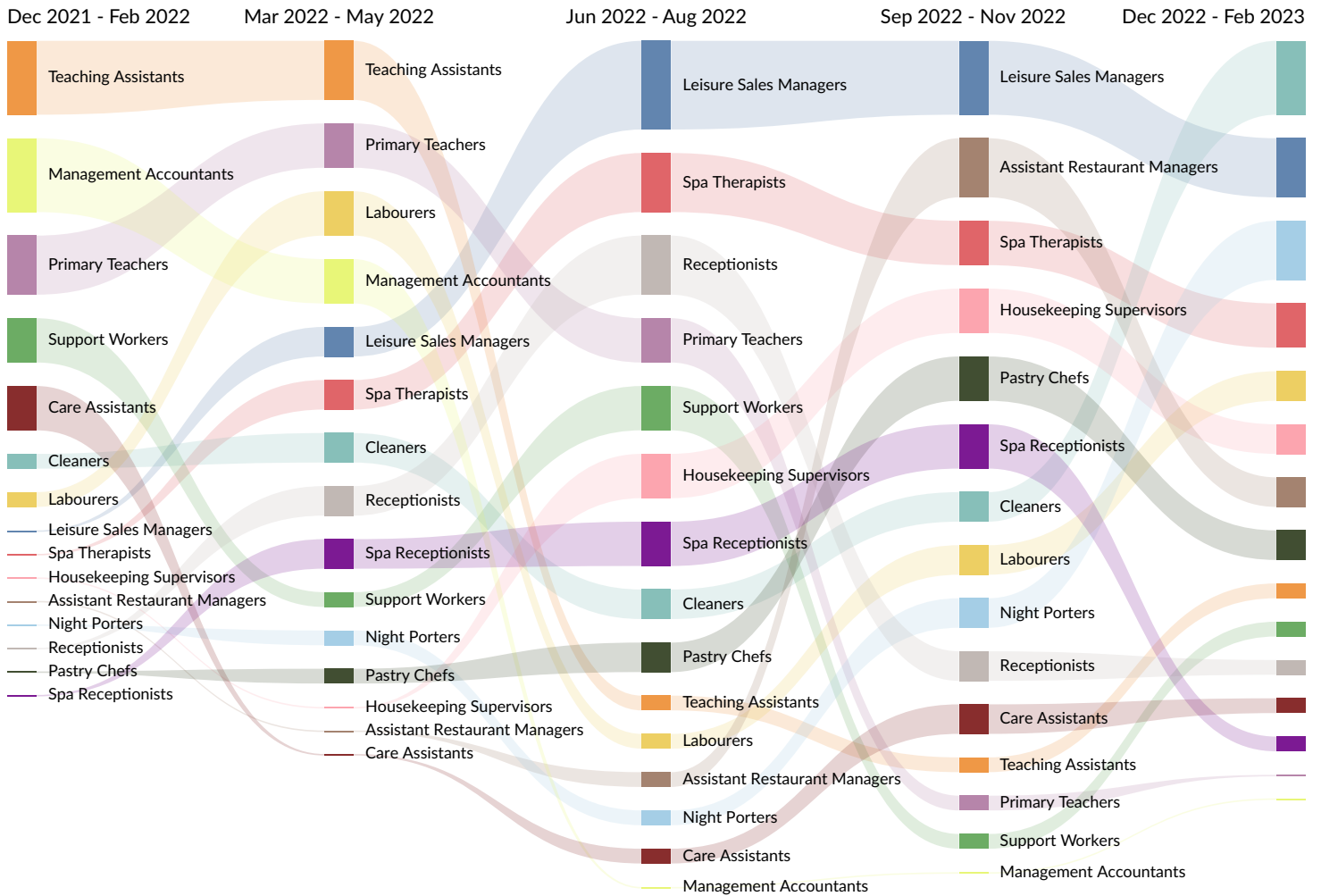
Occupation Trends in Job Postings by Quarter

The chart below captures the postings trend for the top 15 occupations posted for based on your filters.



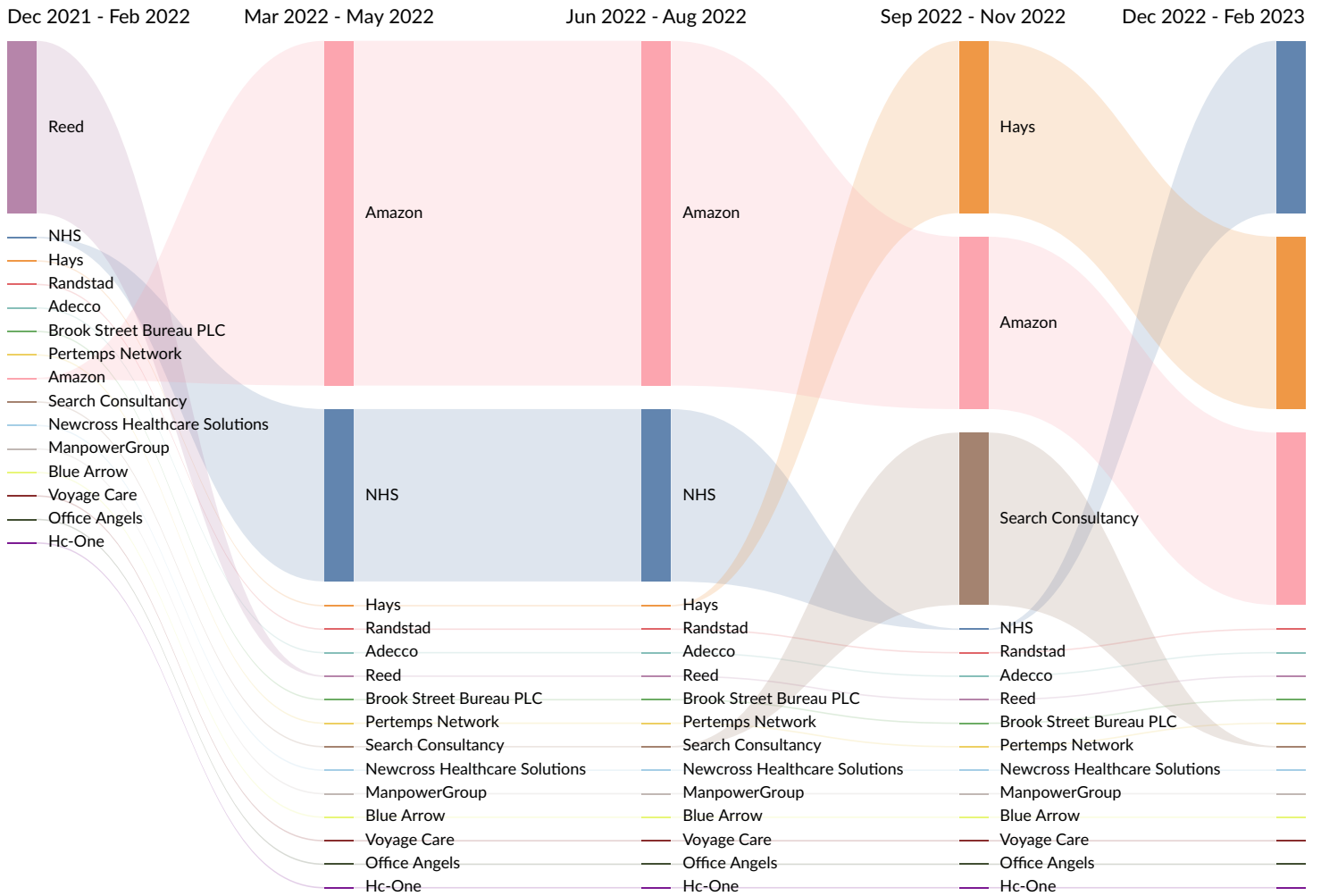
Job Title Trends in Job Postings by Quarter

The chart below captures the postings trend for the top 15 job titles posted for based on your filters.



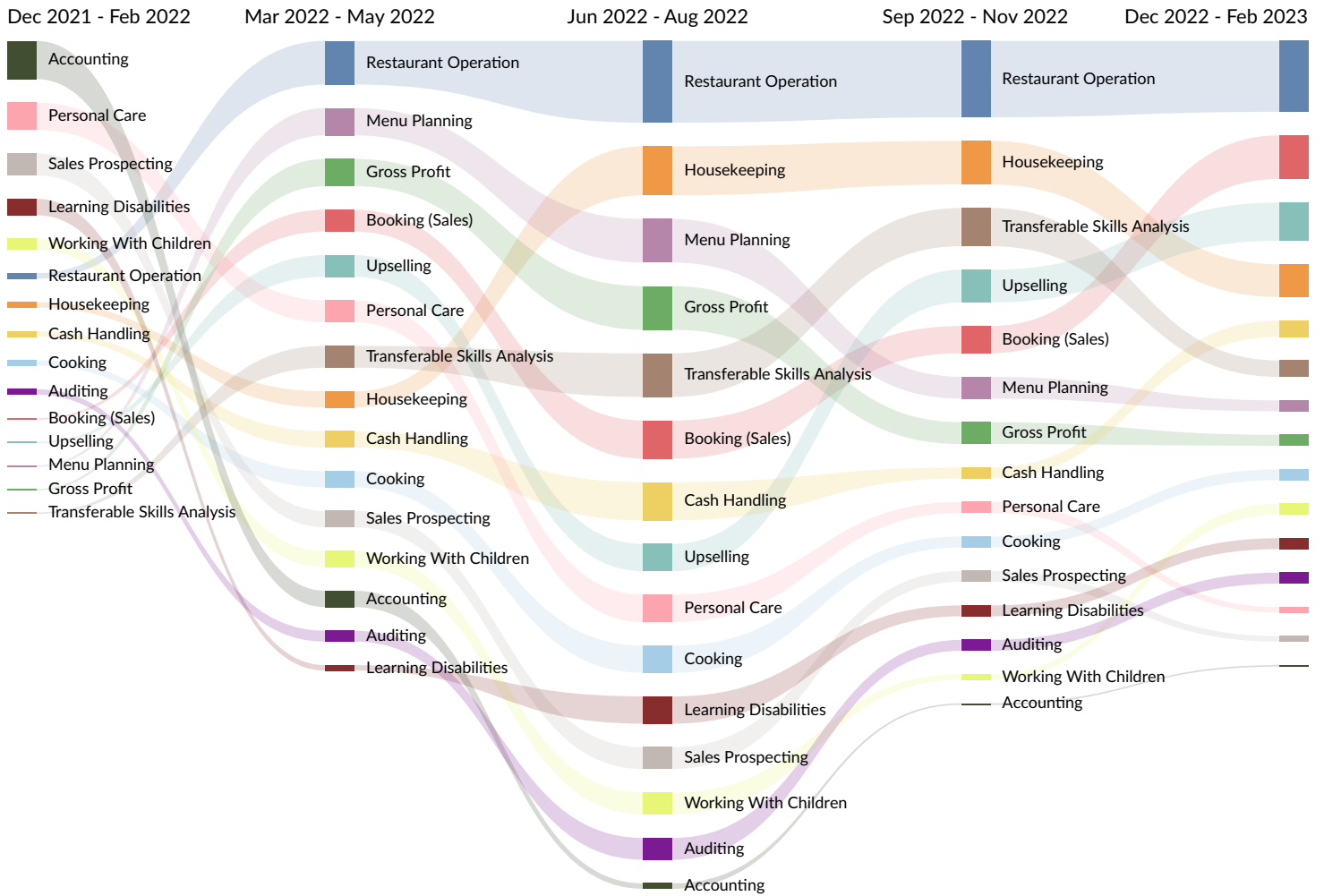
Company Trends in Job Postings by Quarter

The chart below captures the postings trend for the top 15 companies posted for based on your filters.



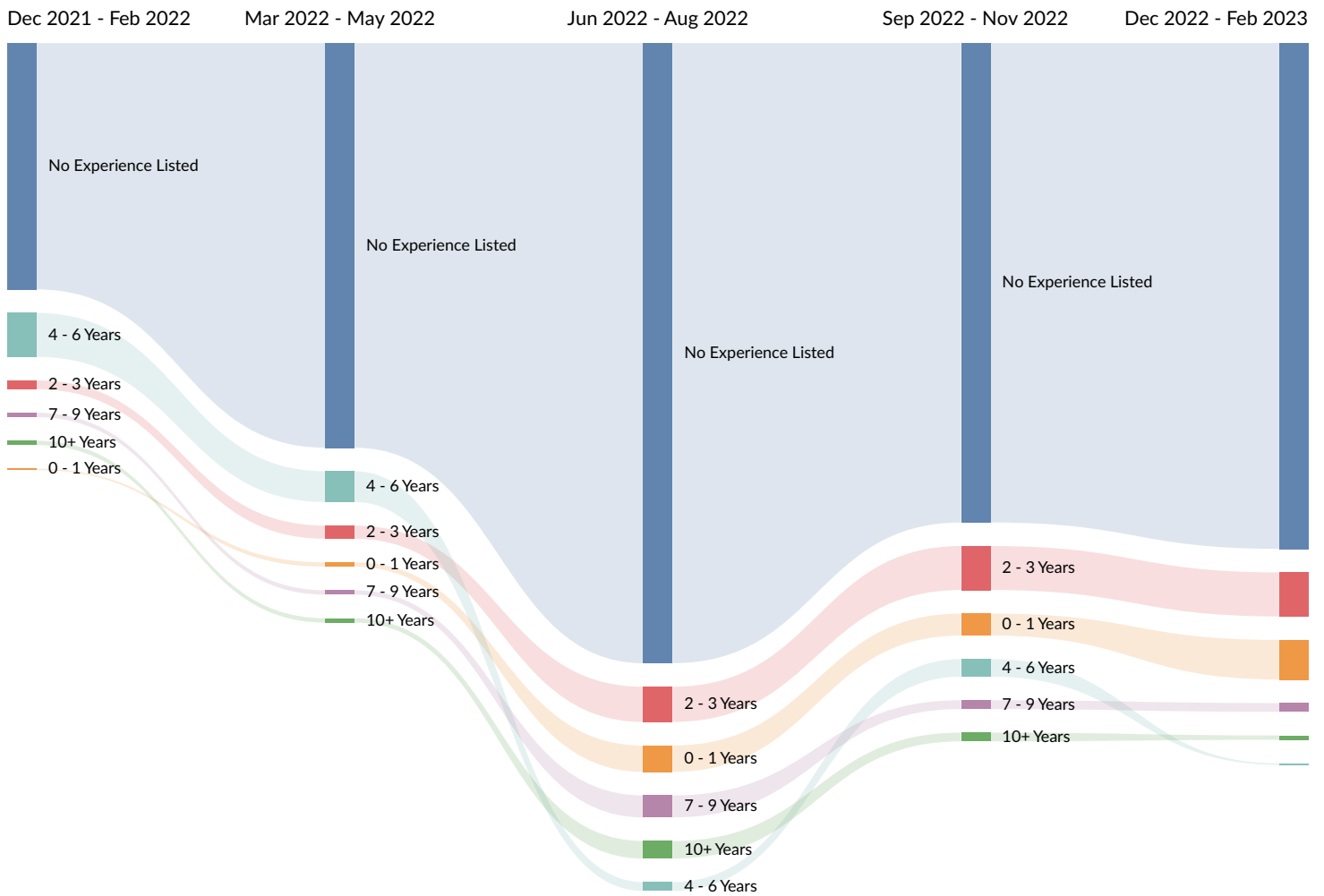
Skill Trends in Job Postings by Quarter

The chart below captures the postings trend for the top 15 skills posted for based on your filters.



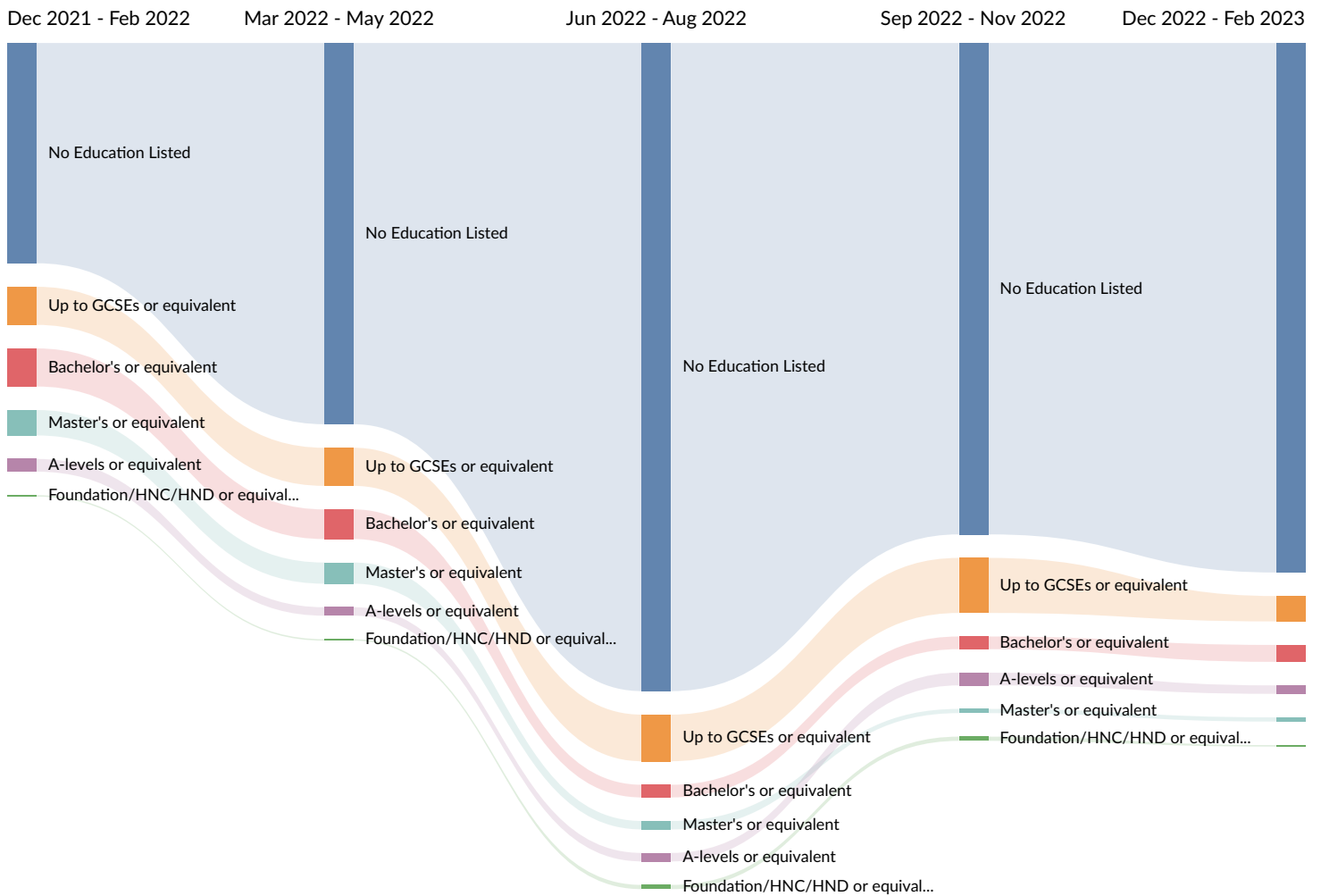
Minimum Experience Requirement Trends in Job Postings by Quarter

The chart below captures the trend for the experience requirements by quarter shown in postings in your region based on your filters.



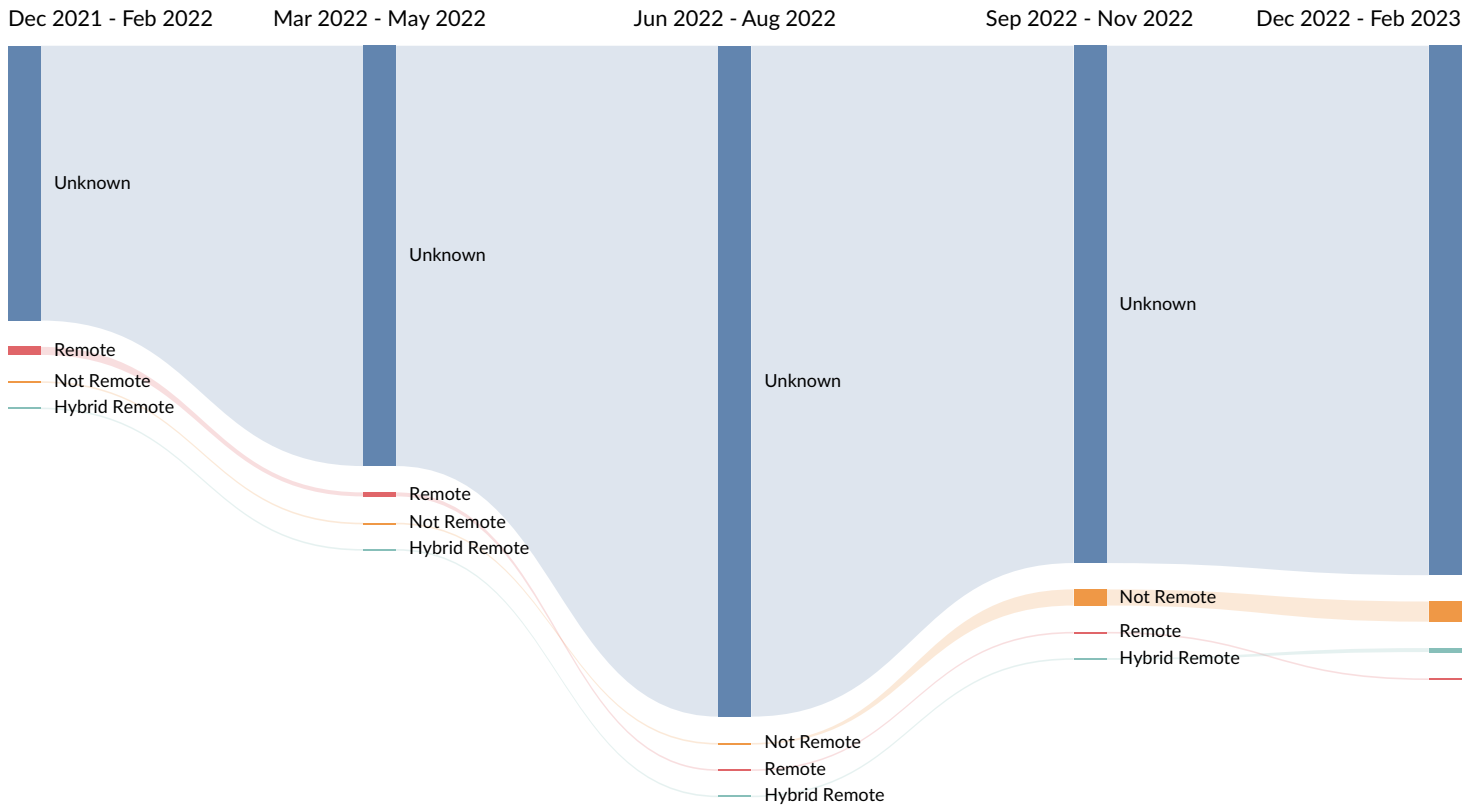
Educational Requirement Trends in Job Postings by Quarter

The chart below captures the quarterly trend for the educational requirements shown in postings in your region based on your filters.

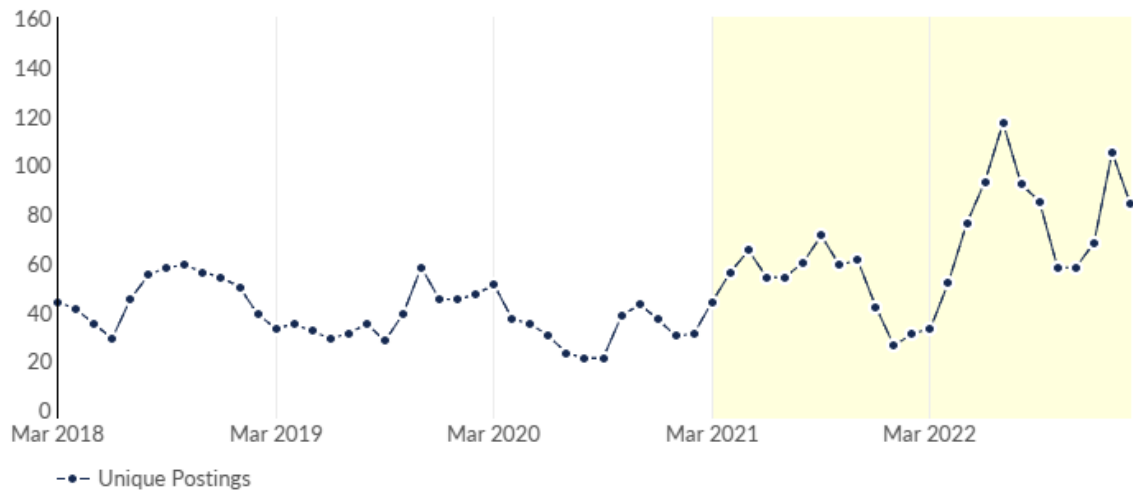


Remote Trends in Job Postings by Quarter

The chart below captures the remote posting trends based on your filters.

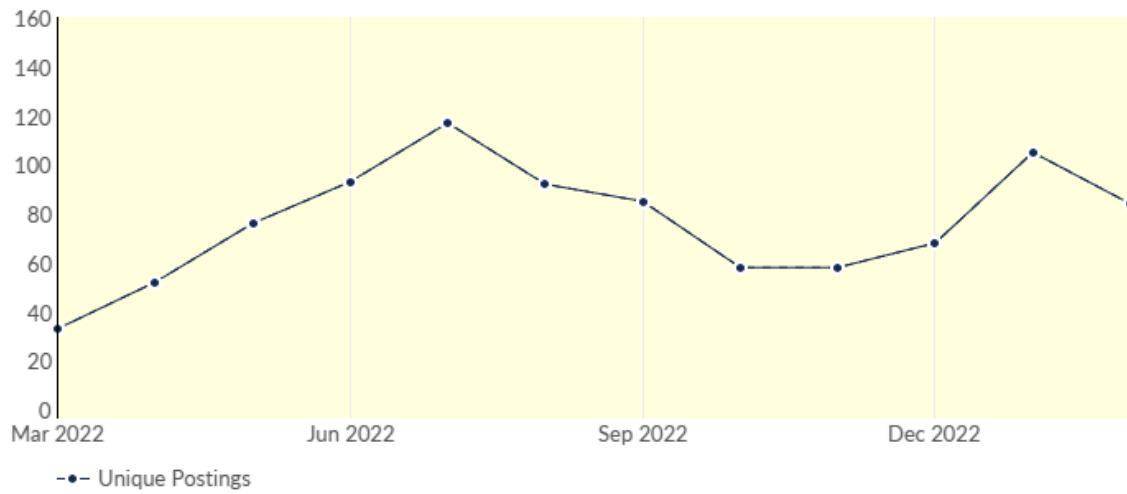


Unique Postings Trend



Month	Unique Postings	Posting Intensity
Feb 2023	84	2 : 1
Jan 2023	105	2 : 1
Dec 2022	68	2 : 1
Nov 2022	58	2 : 1
Oct 2022	58	2 : 1
Sep 2022	85	2 : 1
Aug 2022	92	2 : 1
Jul 2022	117	2 : 1
Jun 2022	93	2 : 1
May 2022	76	2 : 1
Apr 2022	52	2 : 1
Mar 2022	33	2 : 1

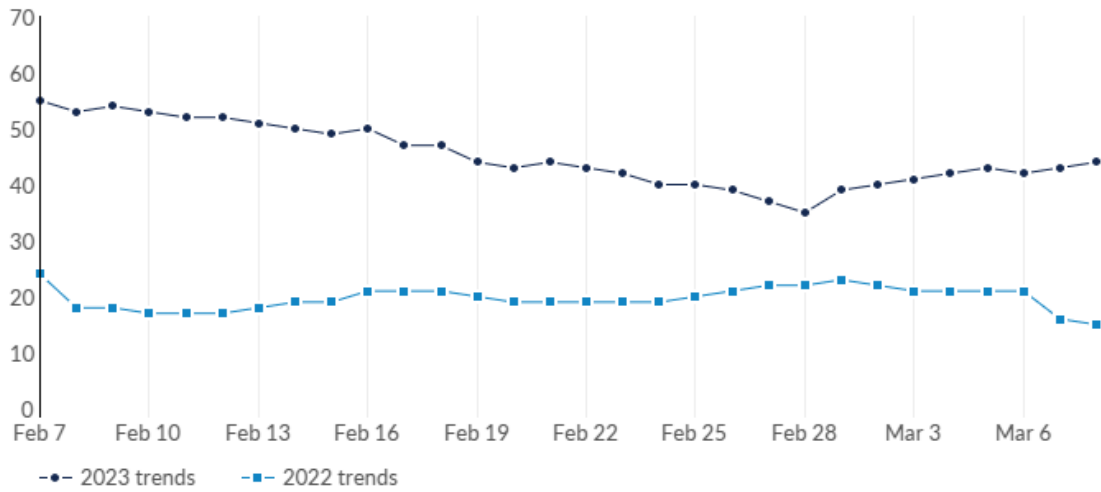
Unique Postings Trend



Month	Unique Postings	Posting Intensity
Feb 2023	84	2 : 1
Jan 2023	105	2 : 1
Dec 2022	68	2 : 1
Nov 2022	58	2 : 1
Oct 2022	58	2 : 1
Sep 2022	85	2 : 1
Aug 2022	92	2 : 1
Jul 2022	117	2 : 1
Jun 2022	93	2 : 1
May 2022	76	2 : 1
Apr 2022	52	2 : 1
Mar 2022	33	2 : 1

Unique Postings Trend

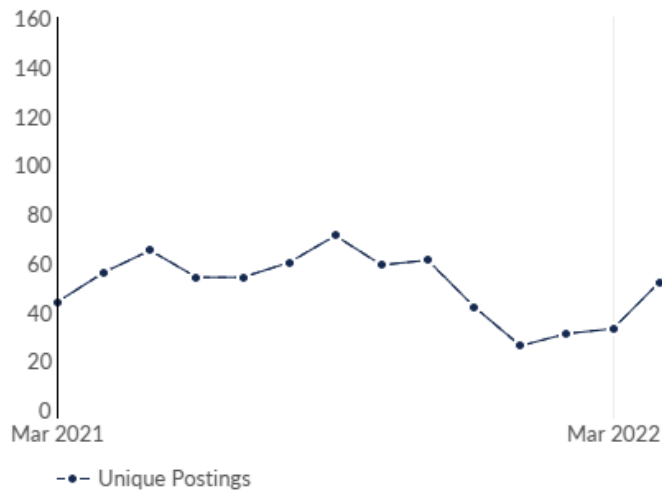
This view displays the most recent 30 days of job postings activity to show near-term trends. It does not reflect your timeframe.



Day	Unique Postings	Last Year's Unique Postings	% Change
February 7, 2023	55	24	+129.2%
February 8, 2023	53	18	+194.4%
February 9, 2023	54	18	+200.0%
February 10, 2023	53	17	+211.8%
February 11, 2023	52	17	+205.9%
February 12, 2023	52	17	+205.9%
February 13, 2023	51	18	+183.3%
February 14, 2023	50	19	+163.2%
February 15, 2023	49	19	+157.9%
February 16, 2023	50	21	+138.1%
February 17, 2023	47	21	+123.8%
February 18, 2023	47	21	+123.8%
February 19, 2023	44	20	+120.0%
February 20, 2023	43	19	+126.3%
February 21, 2023	44	19	+131.6%
February 22, 2023	43	19	+126.3%
February 23, 2023	42	19	+121.1%
February 24, 2023	40	19	+110.5%

February 25, 2023	40	20	+100.0%
February 26, 2023	39	21	+85.7%
February 27, 2023	37	22	+68.2%
February 28, 2023	35	22	+59.1%
March 1, 2023	39	23	+69.6%
March 2, 2023	40	22	+81.8%
March 3, 2023	41	21	+95.2%
March 4, 2023	42	21	+100.0%
March 5, 2023	43	21	+104.8%
March 6, 2023	42	21	+100.0%
March 7, 2023	43	16	+168.8%
March 8, 2023	44	15	+193.3%

Unique Postings Trend



Month	Unique Postings	Posting Intensity
Feb 2023	84	2 : 1
Jan 2023	105	2 : 1
Dec 2022	68	2 : 1
Nov 2022	58	2 : 1
Oct 2022	58	2 : 1
Sep 2022	85	2 : 1
Aug 2022	92	2 : 1
Jul 2022	117	2 : 1
Jun 2022	93	2 : 1
May 2022	76	2 : 1
Apr 2022	52	2 : 1
Mar 2022	33	2 : 1

Appendix A - Data Sources and Calculations

Lightcast Job Postings

Job postings are collected from various sources and processed/enriched to provide information such as standardized company name, occupation, skills, and geography.