

# Report Builder

Lightcast Q2 2022 Data Set

March 2023

# Parameters

Select Timeframe: Mar 2021 - Feb 2023

:

## Description

Summary

Advertised Salary

Advertised Wage Trend

Regions

Skills

Certifications

Companies

## Description

Occupations

Job Titles

Industries

Posting Sources

Skill Subcategories

Trends

Timeseries

City:

## Description

Northwich, Cheshire West and Chester

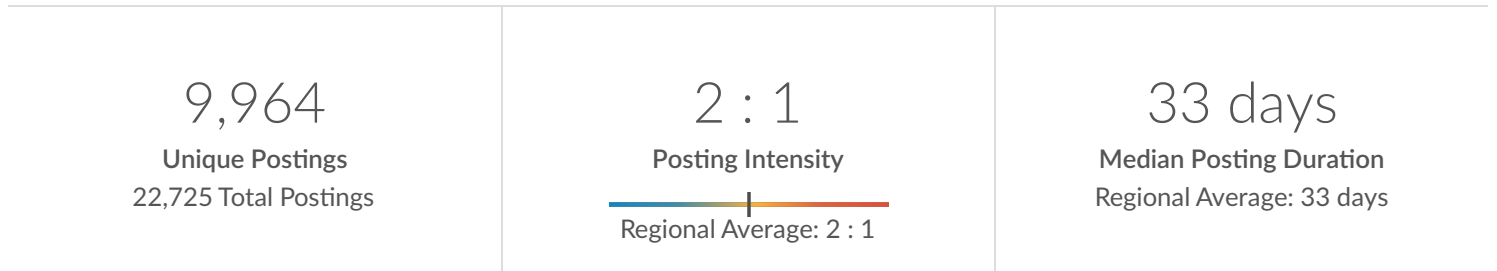
Minimum Experience Required: Any

Education Level: Any

Keyword Search:

Posting Type: Active Postings

## Job Postings Summary



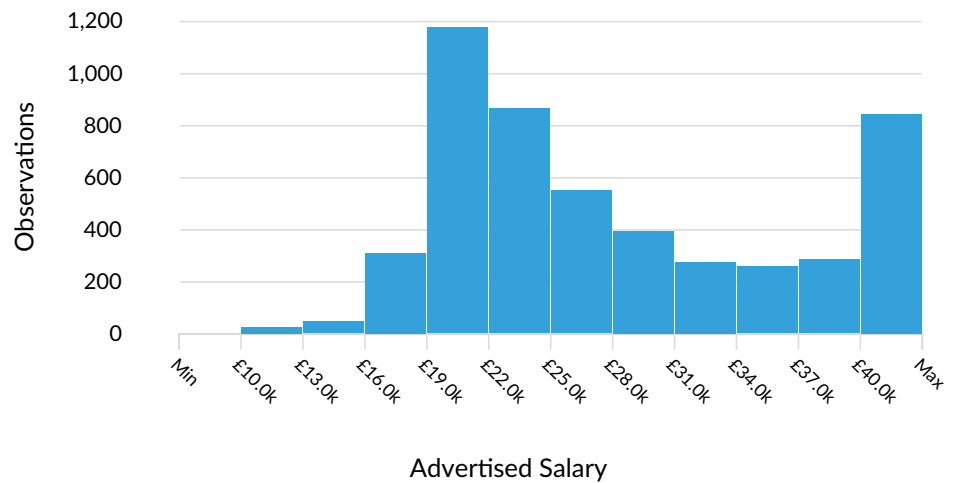
There were 22,725 total job postings for your selection from March 2021 to February 2023, of which 9,964 were unique. These numbers give us a Posting Intensity of 2-to-1, meaning that for every 2 postings there is 1 unique job posting.

This is close to the Posting Intensity for all other occupations and companies in the region (2-to-1), indicating that they are putting average effort toward hiring for this position.

## Advertised Salary

There are 5,016 advertised salary observations (50% of the 9,964 matching postings).

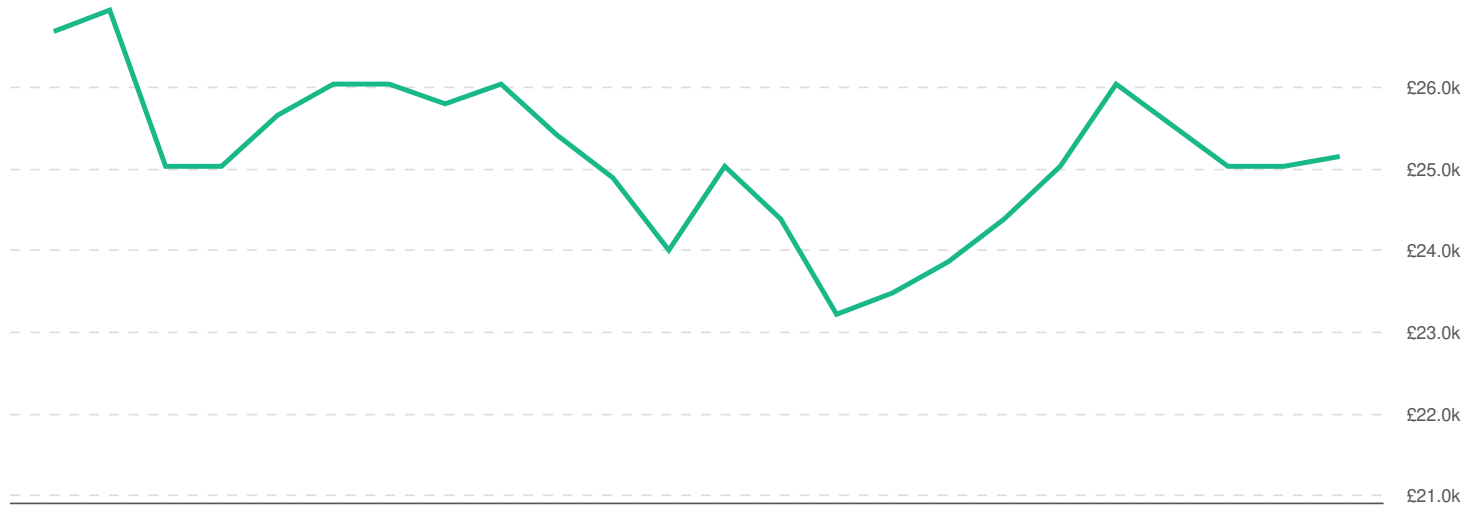
£25.0k  
Median Advertised Salary



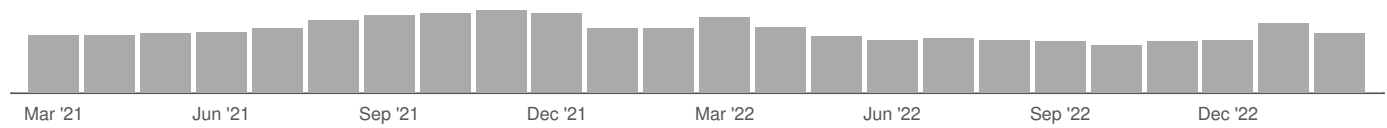
# Advertised Wage Trend

▼ 5.8% Mar 2021 - Feb 2023

£25.0k Median



5,016 Job Postings




## Top Cities Posting

| City                                 | Total/Unique (Mar 2021 - Feb 2023) | Posting Intensity | Median Posting Duration |
|--------------------------------------|------------------------------------|-------------------|-------------------------|
| Northwich, Cheshire West and Chester | 22,725 / 9,964                     | 2 : 1             | 33 days                 |


## Top Local Authorities Posting

| Local Authority           | Total/Unique (Mar 2021 - Feb 2023) | Posting Intensity | Median Posting Duration |
|---------------------------|------------------------------------|-------------------|-------------------------|
| Cheshire West and Chester | 22,725 / 9,964                     | 2 : 1             | 33 days                 |


## Top County/Unitary Authorities Posting

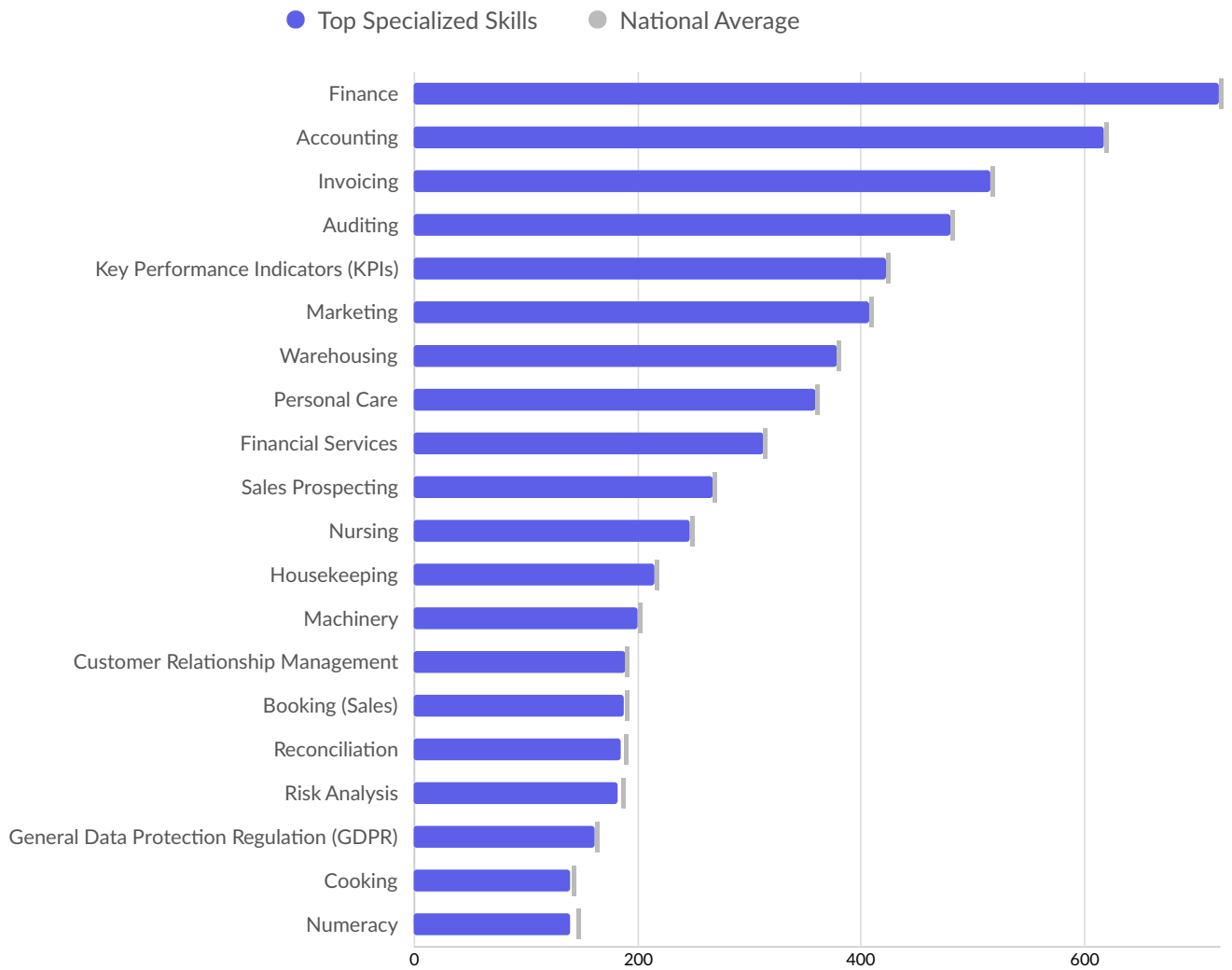
| County/Unitary Authority  | Total/Unique (Mar 2021 - Feb 2023) | Posting Intensity   | Median Posting Duration |
|---------------------------|------------------------------------|---|-------------------------|
| Cheshire West and Chester | 22,725 / 9,964                     | 2 : 1  | 33 days                 |

## Top Gov't Office Regions Posting

| Gov't Office Region | Total/Unique (Mar 2021 - Feb 2023) | Posting Intensity   | Median Posting Duration |
|---------------------|------------------------------------|---|-------------------------|
| North West          | 22,725 / 9,964                     | 2 : 1  | 33 days                 |

## Top Countries Posting

| Country | Total/Unique (Mar 2021 - Feb 2023) | Posting Intensity   | Median Posting Duration |
|---------|------------------------------------|---|-------------------------|
| England | 22,725 / 9,964                     | 2 : 1  | 33 days                 |

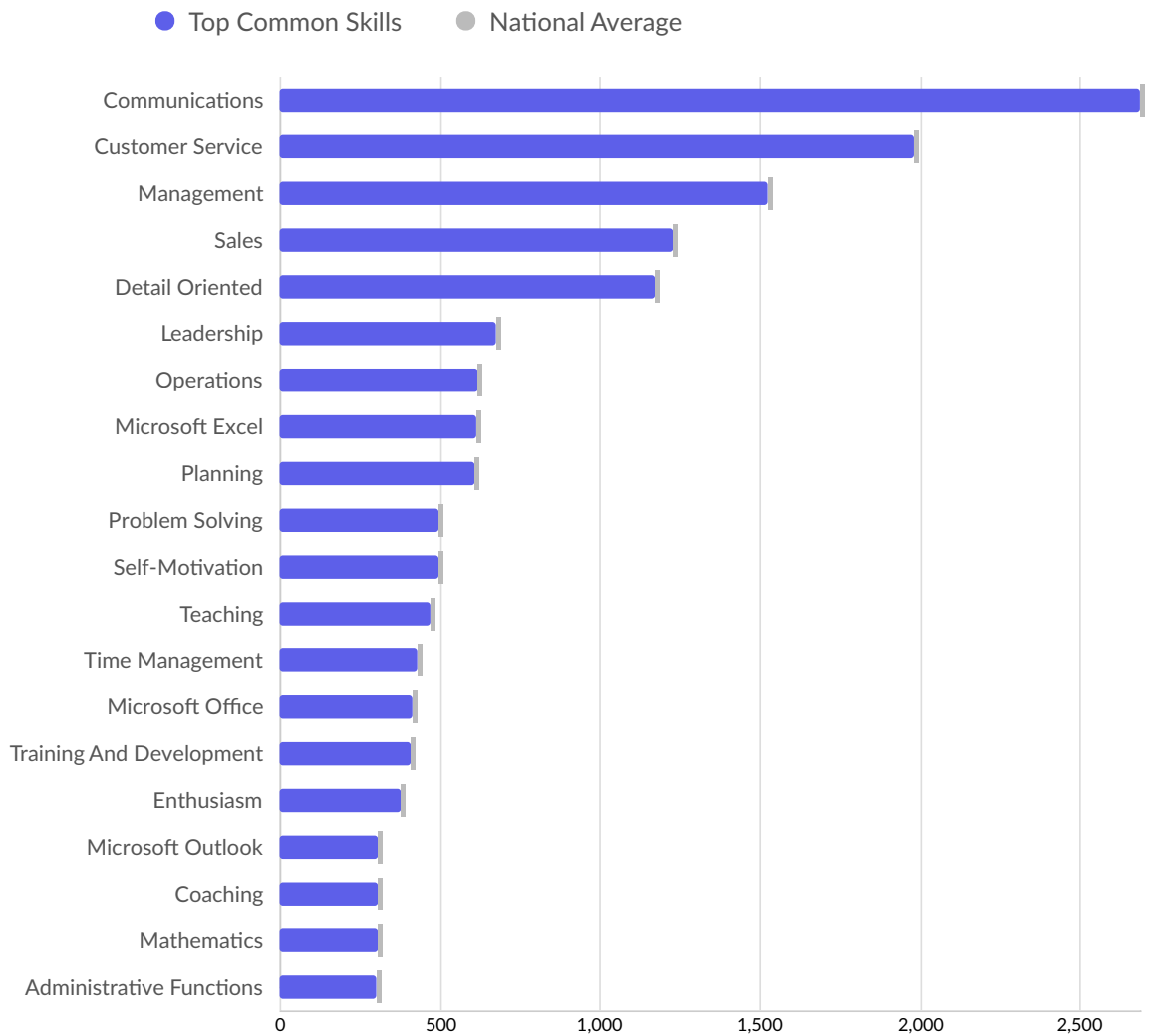


| Top Specialized Skills            | Unique Postings | National Average |
|-----------------------------------|-----------------|------------------|
| Finance                           | 721             | 721              |
| Accounting                        | 618             | 618              |
| Invoicing                         | 516             | 516              |
| Auditing                          | 481             | 481              |
| Key Performance Indicators (KPIs) | 423             | 423              |
| Marketing                         | 408             | 408              |
| Warehousing                       | 379             | 379              |
| Personal Care                     | 360             | 360              |
| Financial Services                | 313             | 313              |
| Sales Prospecting                 | 268             | 268              |
| Nursing                           | 247             | 247              |
| Housekeeping                      | 215             | 215              |
| Machinery                         | 200             | 200              |

---

---

|   |     |     |
|---|-----|-----|
| Customer Relationship Management          | 190 | 190 |
| Booking (Sales)                           | 188 | 190 |
| Reconciliation                            | 185 | 188 |
| Risk Analysis                             | 183 | 185 |
| General Data Protection Regulation (GDPR) | 162 | 162 |
| Cooking                                   | 140 | 142 |
| Numeracy                                  | 140 | 146 |



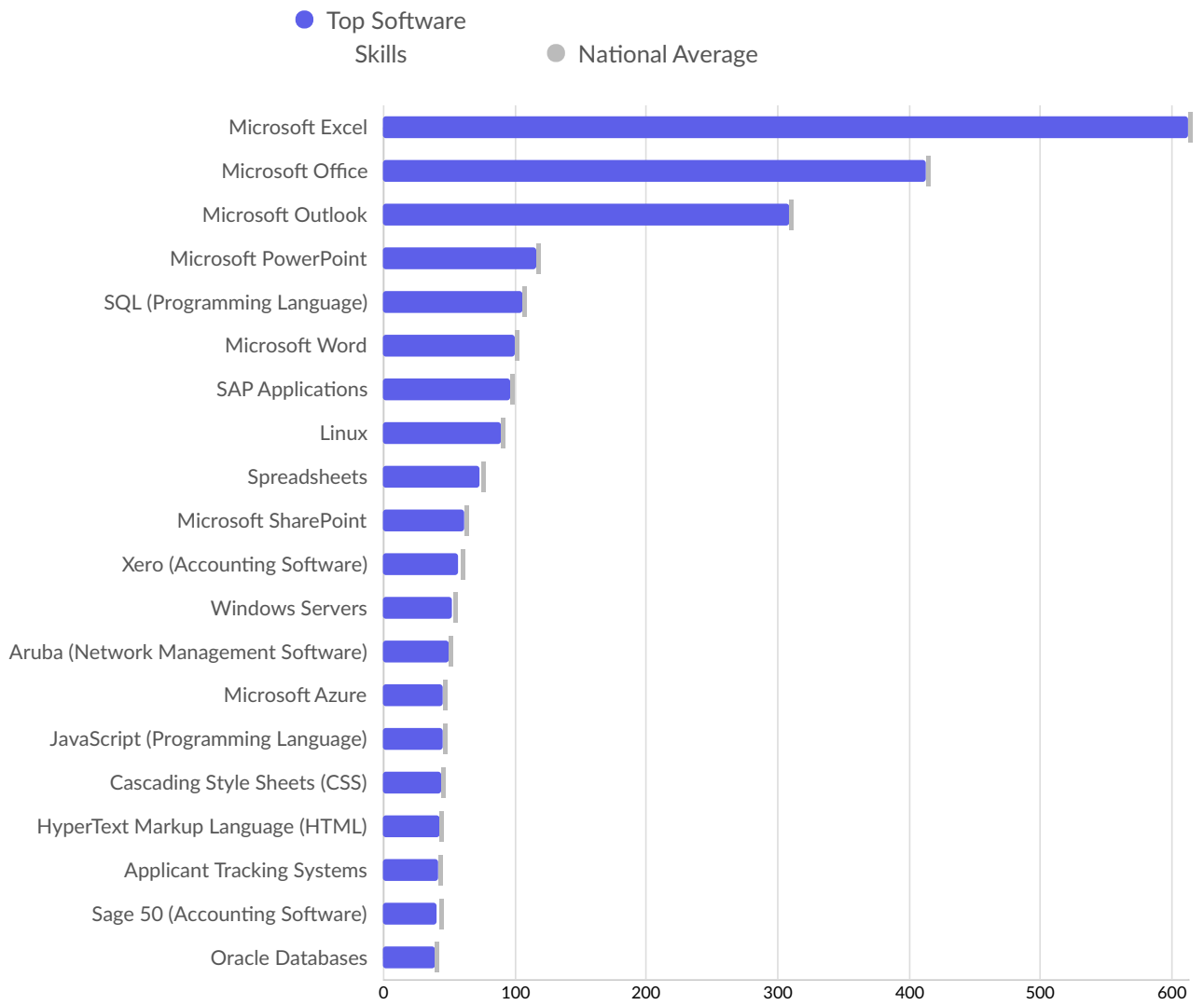
| Top Common Skills | Unique Postings | National Average |
|-------------------|-----------------|------------------|
| Communications    | 2,688           | 2,688            |
| Customer Service  | 1,982           | 1,982            |
| Management        | 1,526           | 1,526            |
| Sales             | 1,229           | 1,229            |
| Detail Oriented   | 1,174           | 1,174            |
| Leadership        | 674             | 674              |
| Operations        | 622             | 622              |
| Microsoft Excel   | 613             | 613              |
| Planning          | 608             | 608              |
| Problem Solving   | 498             | 498              |
| Self-Motivation   | 495             | 495              |
| Teaching          | 471             | 471              |
| Time Management   | 429             | 429              |



---

---

|                          |     |     |
|--------------------------|-----|-----|
| Microsoft Office         | 413 | 413 |
| Training And Development | 409 | 409 |
| Enthusiasm               | 378 | 378 |
| Microsoft Outlook        | 309 | 309 |
| Coaching                 | 308 | 308 |
| Mathematics              | 308 | 308 |
| Administrative Functions | 303 | 303 |



| Top Software Skills        | Unique Postings | National Average |
|----------------------------|-----------------|------------------|
| Microsoft Excel            | 613             | 613              |
| Microsoft Office           | 413             | 413              |
| Microsoft Outlook          | 309             | 309              |
| Microsoft PowerPoint       | 117             | 117              |
| SQL (Programming Language) | 106             | 106              |
| Microsoft Word             | 100             | 100              |
| SAP Applications           | 97              | 97               |
| Linux                      | 90              | 90               |
| Spreadsheets               | 73              | 75               |
| Microsoft SharePoint       | 62              | 62               |
| Xero (Accounting Software) | 57              | 60               |
| Windows Servers            | 53              | 54               |

|                                     |    |    |
|-------------------------------------|----|----|
| Aruba (Network Management Software) | 50 | 50 |
| Microsoft Azure                     | 46 | 46 |
| JavaScript (Programming Language)   | 45 | 45 |
| Cascading Style Sheets (CSS)        | 44 | 44 |
| HyperText Markup Language (HTML)    | 43 | 43 |
| Applicant Tracking Systems          | 42 | 42 |
| Sage 50 (Accounting Software)       | 41 | 43 |
| Oracle Databases                    | 40 | 40 |

# Top Certifications

|   | Postings with Certification |
|---|-----------------------------|
| 10-Hour OSHA General Industry Card                                | 4                           |
| Alliance Of Information And Referral Systems (AIRS) Certified     | 3                           |
| Association Of Chartered Certified Accountants                    | 213                         |
| Certified Clinical Research Professional (CCRP)                   | 2                           |
| Certified Information Privacy Professional                        | 4                           |
| Certified International Property Specialist                       | 13                          |
| Certified Internet Webmaster                                      | 17                          |
| Certified Strength And Conditioning Specialist                    | 3                           |
| Chartered Accountant  | 4                           |
| Chartered Engineer  | 4                           |
| Chartered Institute Of Management Accountants (CIMA)              | 148                         |
| Chartered Institute Of Personnel And Development (CIPD) Certified | 28                          |
| CIPD Level 3  | 9                           |
| CIPD Level 5  | 9                           |
| CIPD Level 7  | 7                           |
| Cisco Certified Network Associate                                 | 15                          |
| Cisco Certified Network Professional                              | 3                           |
| CompTIA A+  | 11                          |
| CompTIA Certification   | 5                           |
| CompTIA Cloud+  | 2                           |
| CompTIA Cybersecurity Analyst (CySA+)                             | 4                           |
| CompTIA IT Fundamentals (ITF+)                                    | 3                           |
| CompTIA Network+  | 9                           |
| CompTIA Security+   | 8                           |
| CSCS Card   | 105                         |
| First Aid Certification   | 7                           |
| Functional Skills Qualification                                   | 52                          |
| Google Adwords Certification                                      | 5                           |

|   |     |
|---|-----|
| Information Advice And Guidance (IAG) Qualification | 4   |
| IOSH Managing Safely                                | 9   |
| ITIL Certifications                                 | 13  |
| ITIL Foundation Certification                       | 10  |
| Licensed Practical Nurse (LPN)                      | 3   |
| Licensed Professional Counselor (LPC)               | 17  |
| Master Of Business Administration (MBA)             | 5   |
| Microsoft Certified IT Professional                 | 3   |
| Microsoft Certified Professional                    | 6   |
| Microsoft Certified Systems Administrator (MCSA)    | 3   |
| Microsoft Certified Systems Engineer                | 9   |
| NEBOSH Certificate                                  | 3   |
| NEBOSH Diploma                                      | 7   |
| Nurse Practitioner (APRN-CNP)                       | 17  |
| Oracle Java Certification                           | 3   |
| Personal Trainer Certification                      | 3   |
| Post Graduate Certificate In Education (PGCE)       | 45  |
| PRINCE2 (PProjects IN Controlled Environments 2)    | 7   |
| Registered Nurse (RN)                               | 226 |
| Security Clearance                                  | 3   |
| Valid Driver's License                              | 25  |
| VMware Certified Professional (VCP)                 | 4   |

# Top Companies Posting

| Company                              | Total/Unique (Mar 2021 - Feb 2023) | Posting Intensity | Median Posting Duration |
|--------------------------------------|------------------------------------|-------------------|-------------------------|
| The Hut Group                        | 471 / 211                          | 2 : 1             | 46 days                 |
| NHS                                  | 1,185 / 207                        | 6 : 1             | 36 days                 |
| Hays                                 | 330 / 179                          | 2 : 1             | 33 days                 |
| Hc-One                               | 1,098 / 166                        | 7 : 1             | 38 days                 |
| Morrisons                            | 320 / 153                          | 2 : 1             | 20 days                 |
| THG                                  | 272 / 128                          | 2 : 1             | 33 days                 |
| Reed                                 | 282 / 112                          | 3 : 1             | 37 days                 |
| Willis Towers Watson                 | 216 / 88                           | 2 : 1             | 45 days                 |
| Sir John Deane's College             | 223 / 85                           | 3 : 1             | 43 days                 |
| Adecco                               | 158 / 83                           | 2 : 1             | 31 days                 |
| Barclays                             | 284 / 73                           | 4 : 1             | 24 days                 |
| Michael Page                         | 146 / 72                           | 2 : 1             | 29 days                 |
| Ecolab                               | 118 / 64                           | 2 : 1             | 33 days                 |
| Residential Management Group Limited | 240 / 63                           | 4 : 1             | 24 days                 |
| Close Brothers Group PLC             | 92 / 62                            | 1 : 1             | 19 days                 |
| Whitbread                            | 137 / 62                           | 2 : 1             | 35 days                 |
| Dechra Pharmaceuticals Plc           | 125 / 57                           | 2 : 1             | 28 days                 |
| Weaver Vale Housing Trust            | 132 / 57                           | 2 : 1             | 26 days                 |
| Simply Education                     | 163 / 55                           | 3 : 1             | 28 days                 |
| At Comms                             | 101 / 54                           | 2 : 1             | 32 days                 |
| Kingsley Healthcare Limited          | 81 / 52                            | 2 : 1             | 60 days                 |
| Rise Technical Recruitment Ltd       | 133 / 52                           | 3 : 1             | 26 days                 |
| Co-operative Group                   | 151 / 51                           | 3 : 1             | 24 days                 |
| Home Instead                         | 109 / 51                           | 2 : 1             | 38 days                 |
| Robert Walters                       | 82 / 49                            | 2 : 1             | 39 days                 |
| Arnold Clark                         | 146 / 47                           | 3 : 1             | 18 days                 |

|                                   |          |       |  |         |
|-----------------------------------|----------|-------|--|---------|
| Academics                         | 197 / 44 | 4 : 1 |  | 41 days |
| Cheshire West And Chester Council | 105 / 43 | 2 : 1 |  | 43 days |
| Amazon                            | 306 / 42 | 7 : 1 |  | 21 days |
| Adria Solutions Limited           | 57 / 41  | 1 : 1 |  | 31 days |
| Randstad                          | 72 / 36  | 2 : 1 |  | 44 days |
| Search Consultancy                | 87 / 36  | 2 : 1 |  | 38 days |
| Exclusive Education Ltd           | 54 / 32  | 2 : 1 |  | 35 days |
| Connex Education                  | 37 / 31  | 1 : 1 |  | 35 days |
| Ingram Micro                      | 43 / 31  | 1 : 1 |  | 40 days |
| Maid2Clean                        | 40 / 30  | 1 : 1 |  | 18 days |
| Deafness Support Network          | 35 / 28  | 1 : 1 |  | 29 days |
| Appoint Group                     | 119 / 27 | 4 : 1 |  | 47 days |
| Avd Appoint Ltd                   | 58 / 26  | 2 : 1 |  | 45 days |
| Education Network                 | 56 / 26  | 2 : 1 |  | 47 days |
| Frank Roberts & Sons Limited      | 37 / 26  | 1 : 1 |  | 25 days |
| Zzoomm                            | 46 / 25  | 2 : 1 |  | 25 days |
| Advantage Resourcing              | 39 / 24  | 2 : 1 |  | 19 days |
| FIS                               | 43 / 24  | 2 : 1 |  | 13 days |
| Resourcing Solutions              | 48 / 23  | 2 : 1 |  | 48 days |
| ALDI                              | 45 / 22  | 2 : 1 |  | 15 days |
| Teacheractive                     | 44 / 22  | 2 : 1 |  | 34 days |
| Asda                              | 66 / 21  | 3 : 1 |  | 54 days |
| Nelson Scott                      | 44 / 21  | 2 : 1 |  | 26 days |
| Air-It                            | 51 / 20  | 3 : 1 |  | 23 days |

# Top Posted Occupations

| Occupation                                    | Total/Unique (Mar 2021 - Feb 2023) | Posting Intensity   | Median Posting Duration |
|---|------------------------------------|---|-------------------------|
| Customer Service Representative               | 1,302 / 497                        | 3 : 1    | 30 days                 |
| Office / Administrative Assistant             | 843 / 432                          | 2 : 1    | 32 days                 |
| Care assistant                                | 935 / 335                          | 3 : 1    | 35 days                 |
| Registered General Nurse (RGN)                | 1,768 / 291                        | 6 : 1    | 34 days                 |
| Caregiver / Personal Care Aide                | 738 / 271                          | 3 : 1    | 35 days                 |
| General cleaner                               | 530 / 250                          | 2 : 1    | 31 days                 |
| Teaching Assistant                            | 418 / 227                          | 2 : 1    | 33 days                 |
| Bookkeeper / Accounting Clerk                 | 420 / 227                          | 2 : 1    | 31 days                 |
| Accountant                                    | 458 / 222                          | 2 : 1    | 31 days                 |
| Account Manager / Representative              | 374 / 204                          | 2 : 1    | 32 days                 |
| Chef  | 342 / 161                          | 2 : 1    | 36 days                 |
| Labourer / Material Handler                   | 413 / 161                          | 3 : 1   | 34 days                 |
| Project Manager                               | 260 / 133                          | 2 : 1  | 35 days                 |
| Nursing Assistant / Healthcare Assistant      | 381 / 133                          | 3 : 1  | 36 days                 |
| Software Developer / Engineer                 | 252 / 124                          | 2 : 1  | 29 days                 |
| Retail Sales Associate                        | 262 / 124                          | 2 : 1  | 33 days                 |
| Financial Manager                             | 190 / 114                          | 2 : 1  | 30 days                 |
| Maintenance Technician                        | 343 / 111                          | 3 : 1  | 32 days                 |
| Production Worker                             | 256 / 97                           | 3 : 1  | 36 days                 |
| Delivery Driver                               | 206 / 97                           | 2 : 1  | 29 days                 |
| Sales Assistant                               | 184 / 94                           | 2 : 1  | 32 days                 |
| Human Resources / Labour Relations Specialist | 147 / 92                           | 2 : 1  | 30 days                 |
| Receptionist                                  | 188 / 92                           | 2 : 1  | 29 days                 |
| Sales Representative                          | 168 / 83                           | 2 : 1  | 35 days                 |
| Kitchen Staff                                 | 363 / 82                           | 4 : 1  | 40 days                 |





























|   |          |       |  |         |
|---|----------|-------|--|---------|
| Retail Store Manager / Supervisor           | 149 / 80 | 2 : 1 |  | 36 days |
| Payroll Specialist                          | 139 / 76 | 2 : 1 |  | 29 days |
| Finance Assistant                           | 139 / 76 | 2 : 1 |  | 32 days |
| Automotive Service Technician / Mechanic    | 190 / 76 | 3 : 1 |  | 32 days |
| Credit Analyst / Authoriser                 | 116 / 71 | 2 : 1 |  | 27 days |
| Food Service Team Member                    | 102 / 69 | 1 : 1 |  | 33 days |
| Data / Data Mining Analyst                  | 144 / 67 | 2 : 1 |  | 26 days |
| Primary School Teacher                      | 144 / 67 | 2 : 1 |  | 37 days |
| Warehouse / Inventory Associate             | 280 / 66 | 4 : 1 |  | 25 days |
| Computer Support Specialist                 | 97 / 63  | 2 : 1 |  | 25 days |
| Construction Helper / Worker                | 100 / 63 | 2 : 1 |  | 29 days |
| Healthcare Manager                          | 129 / 59 | 2 : 1 |  | 36 days |
| Tutor                                       | 193 / 57 | 3 : 1 |  | 35 days |
| Senior Administrator                        | 121 / 57 | 2 : 1 |  | 27 days |
| Paralegal / Legal Assistant                 | 134 / 49 | 3 : 1 |  | 26 days |
| Nursery nurses, assistants and playworkers  | 118 / 49 | 2 : 1 |  | 31 days |
| Property / Real Estate / Community Managers | 111 / 48 | 2 : 1 |  | 32 days |
| Security Officer                            | 93 / 47  | 2 : 1 |  | 37 days |
| Sales Manager                               | 81 / 46  | 2 : 1 |  | 25 days |
| Mechanical Engineer                         | 95 / 45  | 2 : 1 |  | 39 days |
| Operations Manager                          | 112 / 44 | 3 : 1 |  | 35 days |
| IT Project Manager                          | 64 / 39  | 2 : 1 |  | 31 days |
| Nursing Home / Home Health Administrator    | 134 / 38 | 4 : 1 |  | 27 days |
| Financial Analyst                           | 75 / 38  | 2 : 1 |  | 21 days |
| Marketing Manager                           | 72 / 37  | 2 : 1 |  | 35 days |






















# Top Posted Job Titles

| Job Title                 | Total/Unique (Mar 2021 - Feb 2023) | Posting Intensity   | Median Posting Duration |
|---------------------------|------------------------------------|---|-------------------------|
| Care Assistants           | 663 / 206                          | 3 : 1    | 35 days                 |
| Support Workers           | 529 / 198                          | 3 : 1    | 33 days                 |
| Customer Service Advisors | 383 / 146                          | 3 : 1    | 36 days                 |
| Cleaners                  | 240 / 101                          | 2 : 1    | 32 days                 |
| Warehouse Operatives      | 367 / 95                           | 4 : 1    | 29 days                 |
| Health Care Assistants    | 223 / 86                           | 3 : 1    | 34 days                 |
| Teaching Assistants       | 135 / 69                           | 2 : 1    | 34 days                 |
| Administrators            | 103 / 66                           | 2 : 1    | 33 days                 |
| Registered Nurses         | 304 / 63                           | 5 : 1    | 33 days                 |
| Kitchen Assistants        | 327 / 61                           | 5 : 1    | 40 days                 |
| Staff Nurses              | 502 / 61                           | 8 : 1    | 38 days                 |
| Customer Service Experts  | 162 / 57                           | 3 : 1   | 37 days                 |
| Account Assistants        | 105 / 55                           | 2 : 1  | 33 days                 |
| Management Accountants    | 117 / 54                           | 2 : 1  | 33 days                 |
| Credit Controllers        | 68 / 42                            | 2 : 1  | 26 days                 |
| Administrative Assistants | 56 / 39                            | 1 : 1  | 30 days                 |
| Night Assistants          | 86 / 38                            | 2 : 1  | 36 days                 |
| Accountants               | 100 / 36                           | 3 : 1  | 40 days                 |
| Trade Finance Officers    | 55 / 36                            | 2 : 1  | 32 days                 |
| Chefs                     | 95 / 35                            | 3 : 1  | 33 days                 |
| Production Operatives     | 136 / 35                           | 4 : 1  | 29 days                 |
| Assistant Accountants     | 73 / 34                            | 2 : 1  | 25 days                 |
| Apprentices               | 50 / 33                            | 2 : 1  | 26 days                 |
| Sales Executives          | 42 / 33                            | 1 : 1  | 32 days                 |
| Labourers                 | 60 / 32                            | 2 : 1  | 36 days                 |
| Primary Teachers          | 62 / 32                            | 2 : 1  | 37 days                 |

|                           |          |       |  |         |
|---------------------------|----------|-------|--|---------|
| Cover Supervisors         | 41 / 29  | 1 : 1 |  | 31 days |
| Assistant Managers        | 43 / 27  | 2 : 1 |  | 36 days |
| Financial Administrators  | 42 / 27  | 2 : 1 |  | 21 days |
| Customer Assistants       | 99 / 26  | 4 : 1 |  | 25 days |
| Night Nurses              | 231 / 26 | 9 : 1 |  | 34 days |
| Cleaning Operatives       | 64 / 25  | 3 : 1 |  | 42 days |
| Retail Assistants         | 47 / 24  | 2 : 1 |  | 25 days |
| Delivery Drivers          | 45 / 23  | 2 : 1 |  | 28 days |
| Nursing Assistants        | 54 / 23  | 2 : 1 |  | 33 days |
| Sales Advisors            | 47 / 22  | 2 : 1 |  | 32 days |
| Team Members              | 34 / 22  | 2 : 1 |  | 43 days |
| Receptionists             | 37 / 21  | 2 : 1 |  | 27 days |
| SEN Teaching Assistants   | 44 / 21  | 2 : 1 |  | 35 days |
| Office Administrators     | 37 / 20  | 2 : 1 |  | 23 days |
| Pre-Litigation Paralegals | 53 / 20  | 3 : 1 |  | 19 days |
| Processing Officers       | 33 / 20  | 2 : 1 |  | 34 days |
| CSCS Labourers            | 32 / 19  | 2 : 1 |  | 31 days |
| Customer Advisors         | 40 / 19  | 2 : 1 |  | 15 days |
| Domestic Cleaners         | 30 / 18  | 2 : 1 |  | 22 days |
| Settlements Officers      | 30 / 18  | 2 : 1 |  | 29 days |
| Housekeepers              | 38 / 17  | 2 : 1 |  | 33 days |
| Chef Apprentices          | 21 / 16  | 1 : 1 |  | 24 days |
| Finance Managers          | 23 / 16  | 1 : 1 |  | 18 days |
| Groundworkers             | 26 / 16  | 2 : 1 |  | 23 days |

# Top Industries

|   | Total/Unique (Mar 2021 - Feb 2023) | Posting Intensity   | Median Posting Duration |
|---|------------------------------------|---|-------------------------|
| Employment Activities   | 4,893 / 2,212                      | 2 : 1    | 34 days                 |
| Retail Trade, Except of Motor Vehicles and Motorcycles                      | 1,610 / 763                        | 2 : 1    | 33 days                 |
| Activities of Head Offices; Management Consultancy Activities               | 667 / 351                          | 2 : 1    | 28 days                 |
| Residential Care Activities   | 1,497 / 345                        | 4 : 1    | 38 days                 |
| Human Health Activities   | 1,466 / 315                        | 5 : 1    | 34 days                 |
| Real Estate Activities  | 628 / 264                          | 2 : 1    | 32 days                 |
| Education   | 437 / 212                          | 2 : 1    | 35 days                 |
| Food and Beverage Service Activities  | 326 / 175                          | 2 : 1    | 36 days                 |
| Advertising and Market Research   | 293 / 146                          | 2 : 1    | 34 days                 |
| Social Work Activities Without Accommodation                                | 263 / 131                          | 2 : 1    | 35 days                 |
| Computer Programming, Consultancy and Related Activities                    | 265 / 129                          | 2 : 1    | 32 days                 |
| Office Administrative, Office Support and Other Business Support Activities | 227 / 127                          | 2 : 1    | 33 days                 |
| Wholesale Trade, Except of Motor Vehicles and Motorcycles                   | 207 / 123                          | 2 : 1  | 36 days                 |
| Financial Service Activities, Except Insurance and Pension Funding          | 387 / 123                          | 3 : 1  | 25 days                 |
| Services to Buildings and Landscape Activities                              | 236 / 121                          | 2 : 1  | 33 days                 |
| Public Administration and Defence; Compulsory Social Security               | 242 / 107                          | 2 : 1  | 26 days                 |
| Wholesale and Retail Trade and Repair of Motor Vehicles and Motorcycles     | 309 / 94                           | 3 : 1  | 24 days                 |
| Manufacture of Chemicals and Chemical Products                              | 145 / 79                           | 2 : 1  | 34 days                 |
| Warehousing and Support Activities for Transportation                       | 354 / 72                           | 5 : 1  | 21 days                 |
| Construction of Buildings   | 117 / 71                           | 2 : 1  | 35 days                 |
| Land Transport and Transport Via Pipelines                                  | 295 / 64                           | 5 : 1  | 42 days                 |
| Security and Investigation Activities                                       | 139 / 60                           | 2 : 1  | 32 days                 |
| Other Personal Service Activities   | 123 / 58                           | 2 : 1  | 31 days                 |
| Legal and Accounting Activities   | 122 / 56                           | 2 : 1  | 32 days                 |
| Specialised Construction Activities   | 70 / 49                            | 1 : 1  | 30 days                 |
| Telecommunications  | 84 / 39                            | 2 : 1  | 25 days                 |
| Manufacture of Food Products  | 52 / 38                            | 1 : 1  | 14 days                 |
| Manufacture of Fabricated Metal Products, Except Machinery and Equipment    | 95 / 37                            | 3 : 1  | 36 days                 |

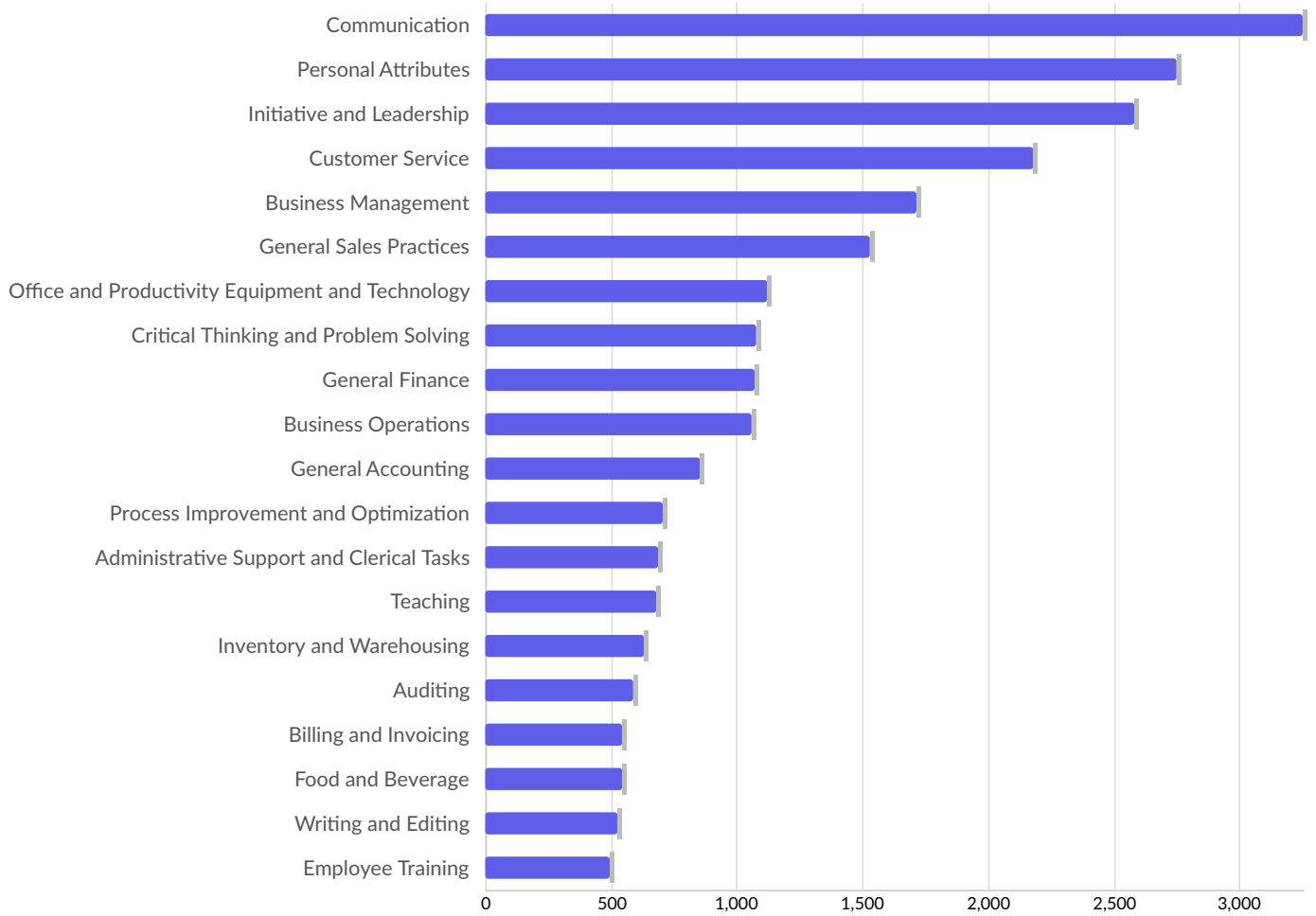
|   |          |       |   |         |
|---|----------|-------|---|---------|
| Accommodation   | 71 / 34  | 2 : 1 |    | 32 days |
| Other Professional, Scientific and Technical Activities                           | 66 / 33  | 2 : 1 |    | 37 days |
| Manufacture of Beverages  | 59 / 29  | 2 : 1 |    | 39 days |
| Electricity, Gas, Steam and Air Conditioning Supply                               | 33 / 25  | 1 : 1 |    | 32 days |
| Architectural and Engineering Activities; Technical Testing and Analysis          | 45 / 24  | 2 : 1 |    | 36 days |
| Sports Activities and Amusement and Recreation Activities                         | 112 / 22 | 5 : 1 |    | 41 days |
| Civil Engineering   | 37 / 21  | 2 : 1 |    | 31 days |
| Publishing Activities   | 37 / 20  | 2 : 1 |    | 31 days |
| Travel Agency, Tour Operator and Other Reservation Service and Related Activities | 46 / 18  | 3 : 1 |    | 24 days |
| Veterinary Activities   | 19 / 17  | 1 : 1 |    | 26 days |
| Water Collection, Treatment and Supply  | 25 / 15  | 2 : 1 |    | 14 days |
| Activities Auxiliary to Financial Services and Insurance Activities               | 34 / 13  | 3 : 1 |    | 17 days |
| Repair and Installation of Machinery and Equipment                                | 19 / 11  | 2 : 1 |    | 18 days |
| Postal and Courier Activities   | 31 / 11  | 3 : 1 |   | 13 days |
| Manufacture of Other Non-metallic Mineral Products                                | 11 / 7   | 2 : 1 |  | 31 days |
| Creative, Arts and Entertainment Activities                                       | 9 / 7    | 1 : 1 |  | 17 days |
| Gambling and Betting Activities   | 13 / 6   | 2 : 1 |  | 7 days  |
| Manufacture of Furniture  | 6 / 5    | 1 : 1 |  | 22 days |
| Other Manufacturing   | 5 / 5    | 1 : 1 |  | 21 days |
| Waste Collection, Treatment and Disposal Activities; Materials Recovery           | 6 / 5    | 1 : 1 |  | 30 days |
| Information Service Activities  | 9 / 5    | 2 : 1 |  | 59 days |

# Top Posting Sources

| Website                | Postings on Website (Mar 2021 - Feb 2023) |
|------------------------|---|
| reed.co.uk             | 1,460                                     |
| dwp.gov.uk             | 1,338                                     |
| indeed.com             | 1,285                                     |
| fish4.co.uk            | 1,267                                     |
| starjobsearch.co.uk    | 1,241                                     |
| careerbuilder.co.uk    | 760                                       |
| cv-library.co.uk       | 634                                       |
| simplyhired.co.uk      | 630                                       |
| careerjet.co.uk        | 411                                       |
| jobisjob.co.uk         | 352                                       |
| independent.co.uk      | 349                                       |
| gumtree.com            | 293                                       |
| britishjobs.co.uk      | 223                                       |
| greenhouse.io          | 180                                       |
| constructionjobs.co.uk | 175                                       |
| engineeringjobs.co.uk  | 175                                       |
| jobmedic.co.uk         | 174                                       |
| carehome.co.uk         | 164                                       |
| accaglobal.com         | 150                                       |
| dejobs.org             | 145                                       |
| joblift.co.uk          | 143                                       |
| jobs.nhs.uk            | 141                                       |
| jobs4network.co.uk     | 131                                       |
| workable.com           | 121                                       |
| monster.co.uk          | 120                                       |
| hiredonline.co.uk      | 115                                       |
| morrison.jobs          | 104                                       |

|                                   |     |
|-----------------------------------|-----|
| findapprenticeship.service.gov.uk | 101 |
| e4s.co.uk                         | 99  |
| leisurejobs.com                   | 89  |
| jora.com                          | 78  |
| tiptopjob.com                     | 78  |
| theguardian.com                   | 77  |
| jobserve.com                      | 69  |
| pagepersonnel.co.uk               | 65  |
| healthjobsuk.com                  | 59  |
| ingrammicro.com                   | 58  |
| current-vacancies.com             | 54  |
| indeed.co.uk                      | 48  |
| jobrapido.com                     | 45  |
| adzuna.co.uk                      | 44  |
| oilandgasjobsearch.com            | 42  |
| adecco.co.uk                      | 40  |
| technojobs.co.uk                  | 38  |
| taleo.net                         | 35  |
| teamtaylor.com                    | 32  |
| financialrecruitment.biz          | 30  |
| jobs.barclays                     | 30  |
| reedglobal.com                    | 30  |
| supplychainonline.co.uk           | 30  |

● Top Skill Subcategories ● National Average



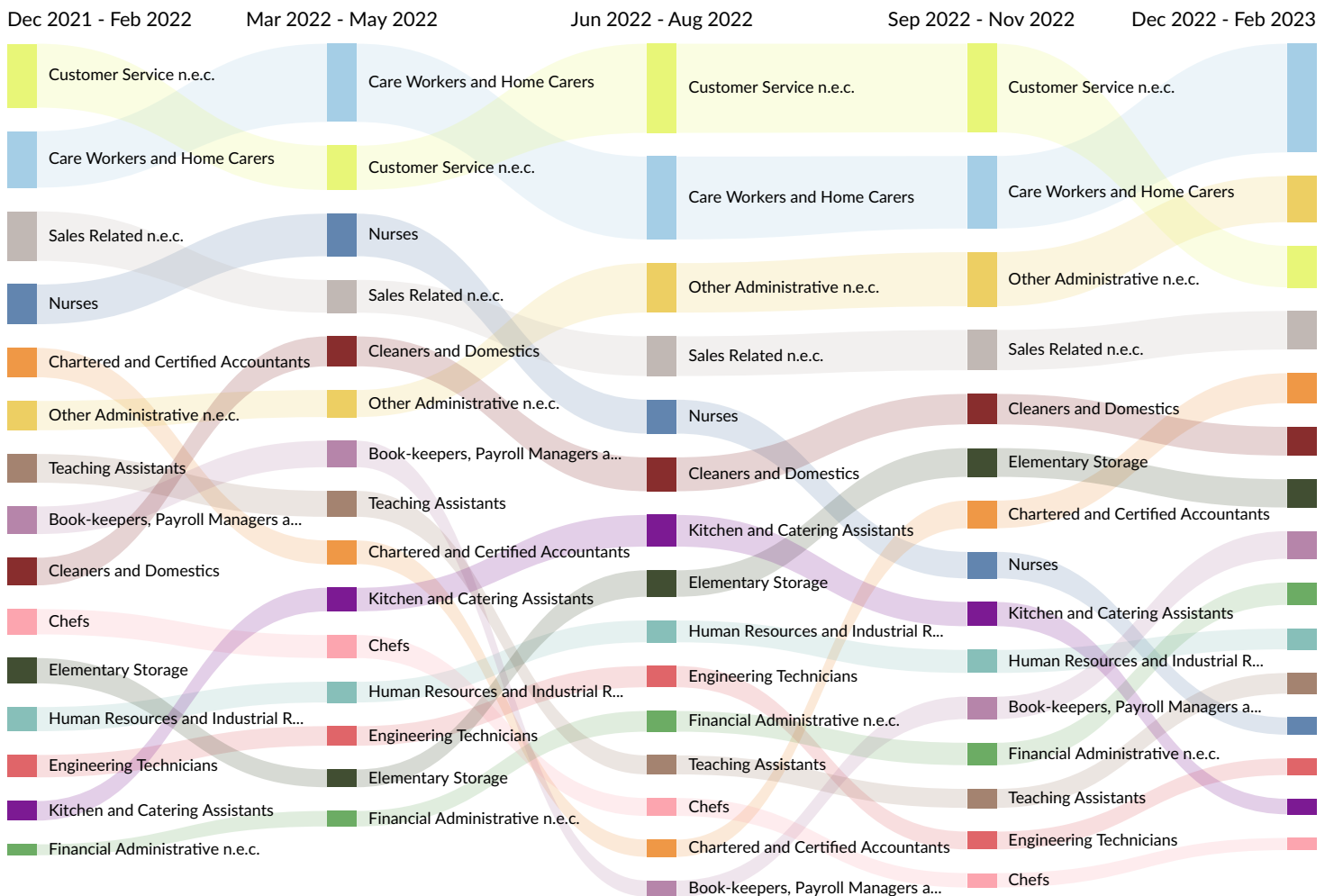
| Top Skill Subcategories                          | Unique Postings | National Average |
|--|-----------------|------------------|
| Communication                                    | 3,251           | 3,251            |
| Personal Attributes                              | 2,751           | 2,751            |
| Initiative and Leadership                        | 2,581           | 2,581            |
| Customer Service                                 | 2,178           | 2,178            |
| Business Management                              | 1,716           | 1,716            |
| General Sales Practices                          | 1,527           | 1,527            |
| Office and Productivity Equipment and Technology | 1,123           | 1,123            |
| Critical Thinking and Problem Solving            | 1,075           | 1,075            |
| General Finance                                  | 1,072           | 1,072            |
| Business Operations                              | 1,058           | 1,058            |
| General Accounting                               | 853             | 853              |
| Process Improvement and Optimization             | 705             | 705              |
| Administrative Support and Clerical Tasks        | 689             | 689              |



|                           |     |     |
|---------------------------|-----|-----|
| Teaching                  | 682 | 682 |
| Inventory and Warehousing | 631 | 631 |
| Auditing                  | 590 | 590 |
| Billing and Invoicing     | 548 | 548 |
| Food and Beverage         | 544 | 544 |
| Writing and Editing       | 524 | 524 |
| Employee Training         | 495 | 495 |

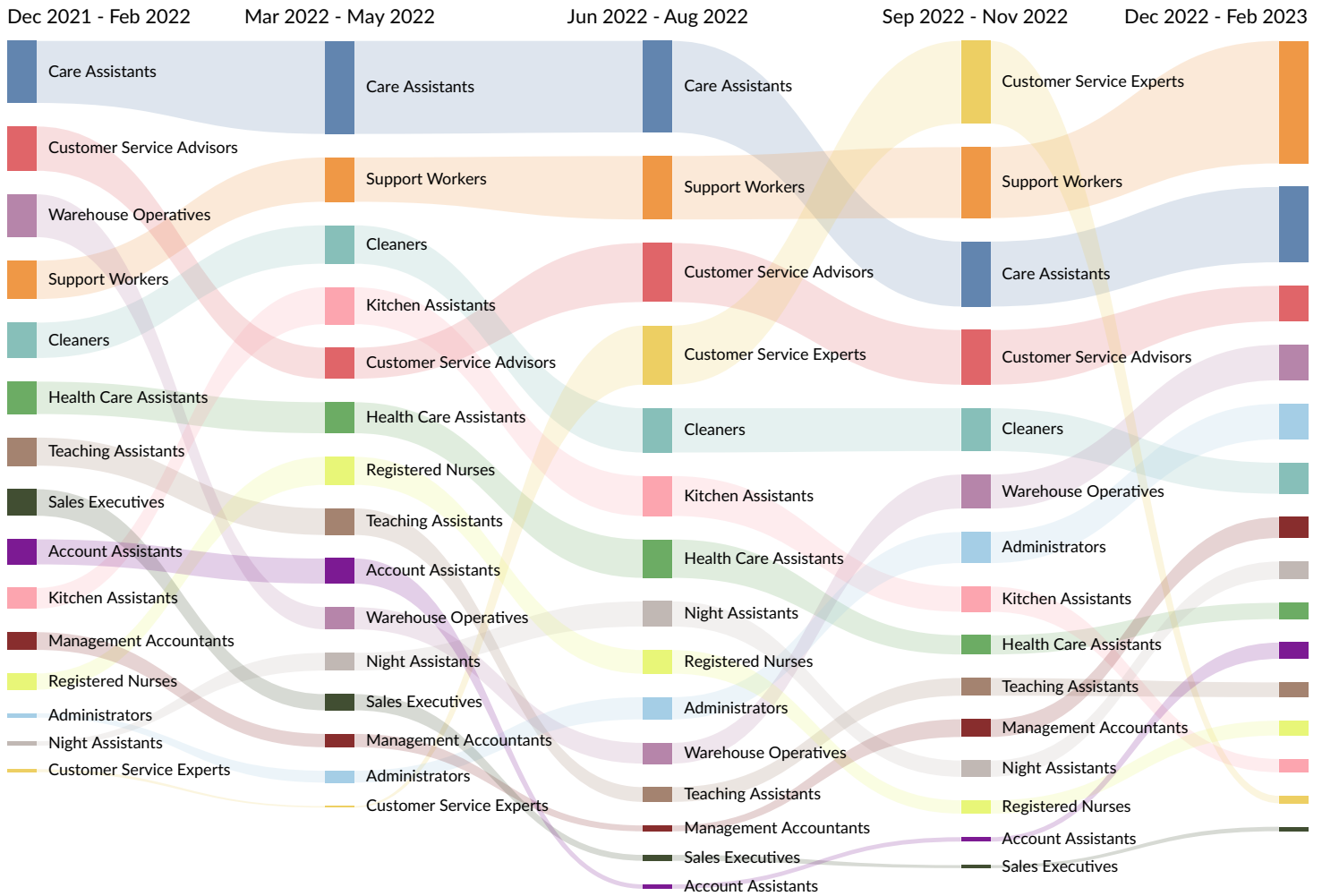
## Occupation Trends in Job Postings by Quarter

The chart below captures the postings trend for the top 15 occupations posted for based on your filters.



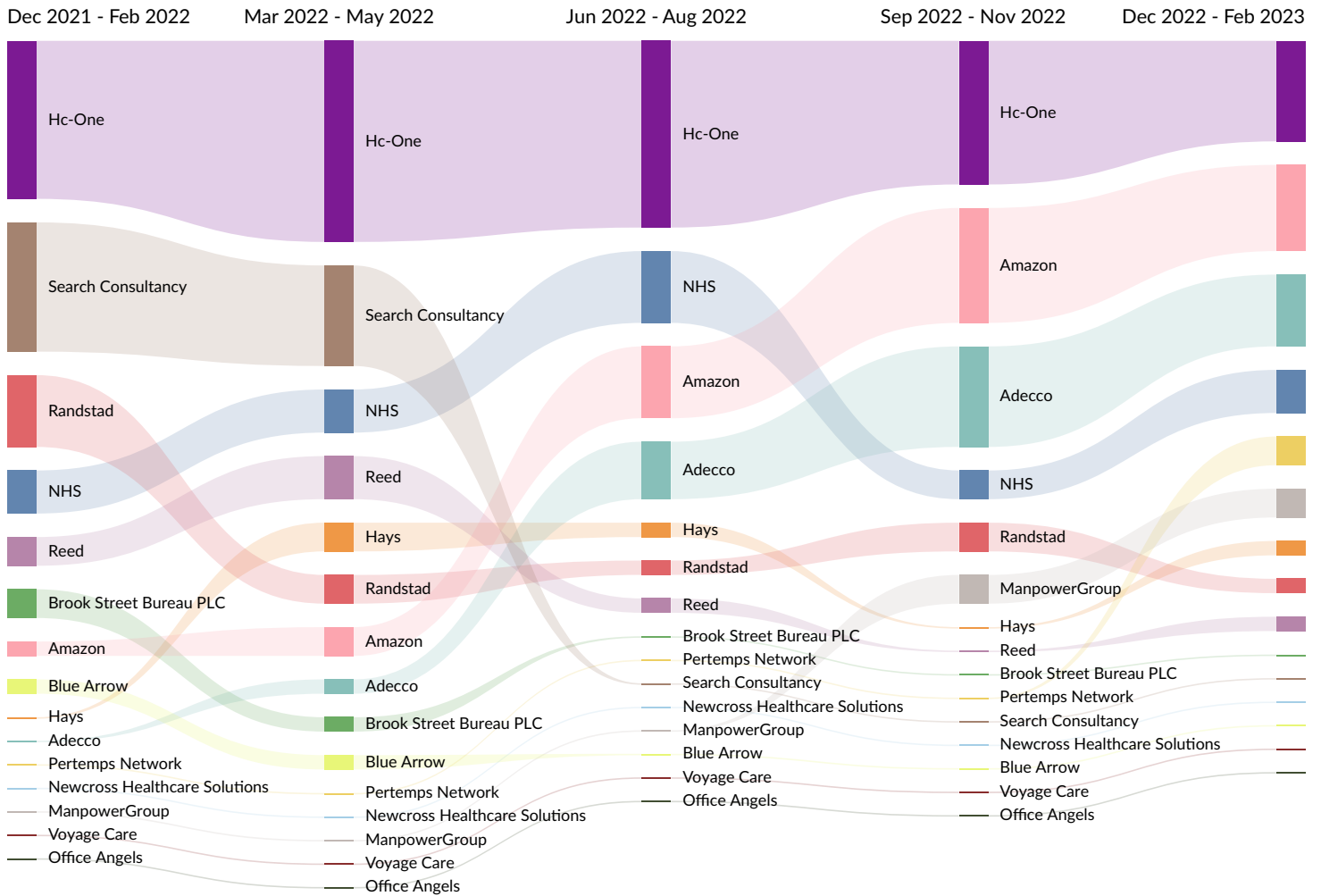
# Job Title Trends in Job Postings by Quarter

The chart below captures the postings trend for the top 15 job titles posted for based on your filters.



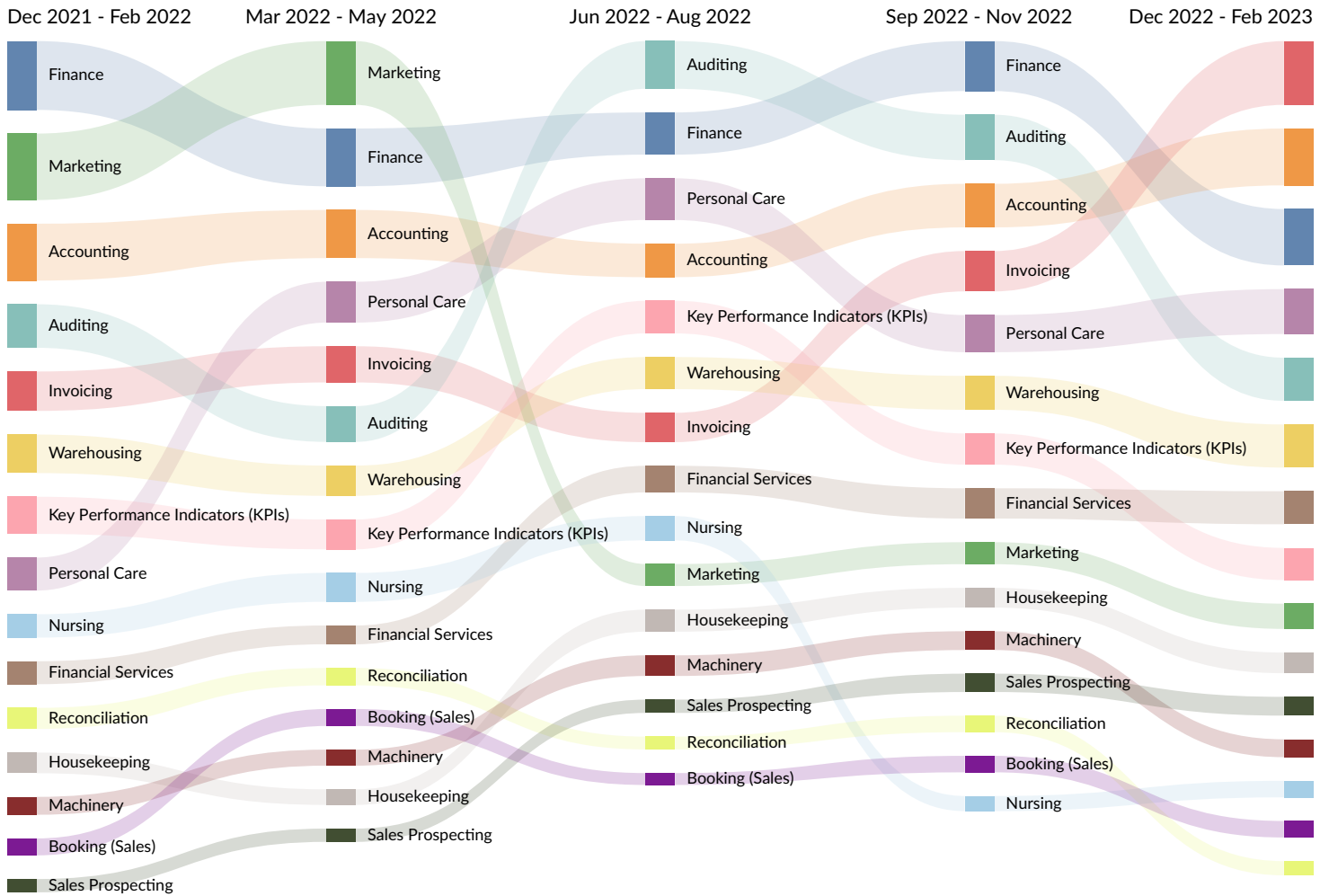
# Company Trends in Job Postings by Quarter

The chart below captures the postings trend for the top 15 companies posted for based on your filters.



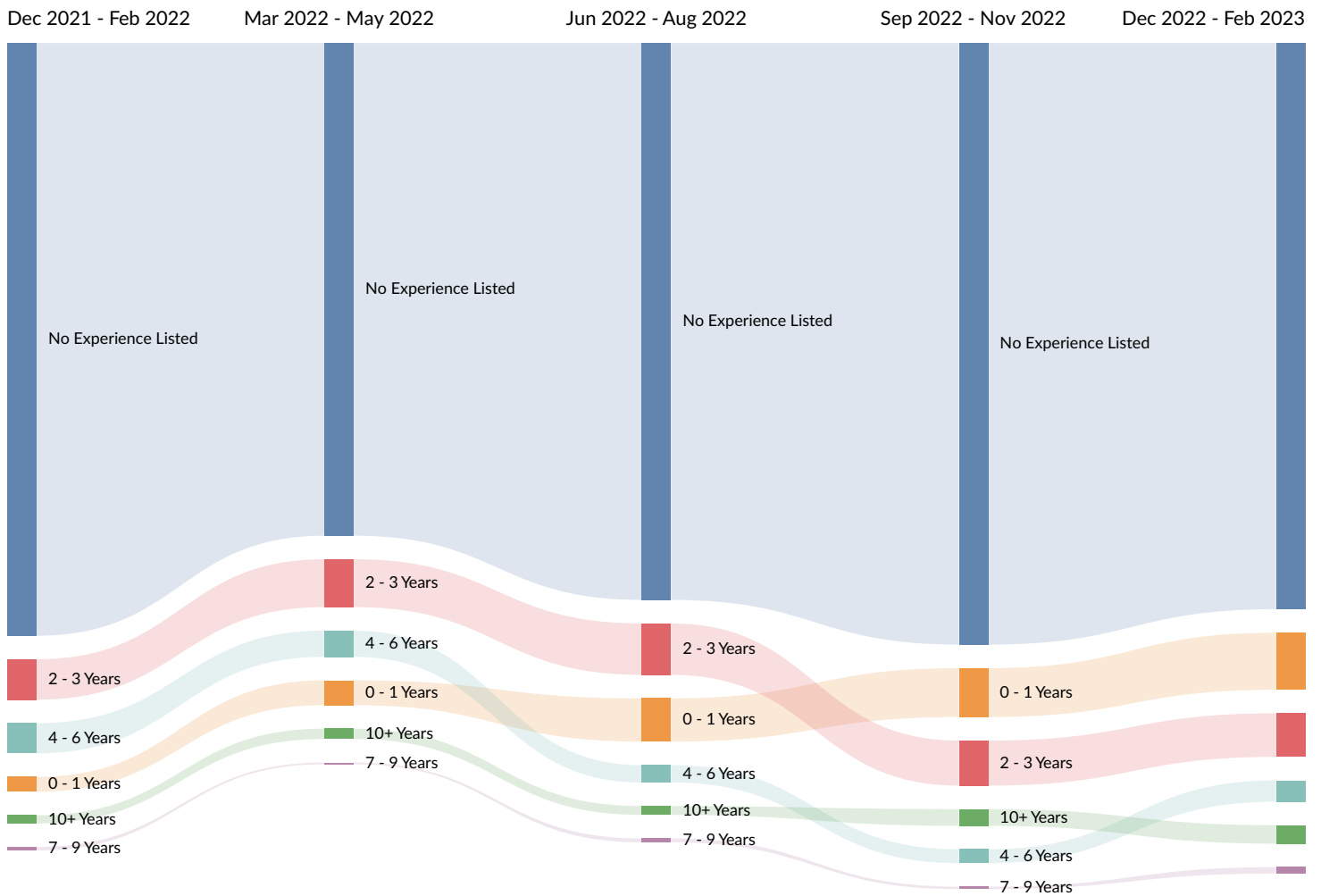
# Skill Trends in Job Postings by Quarter

The chart below captures the postings trend for the top 15 skills posted for based on your filters.



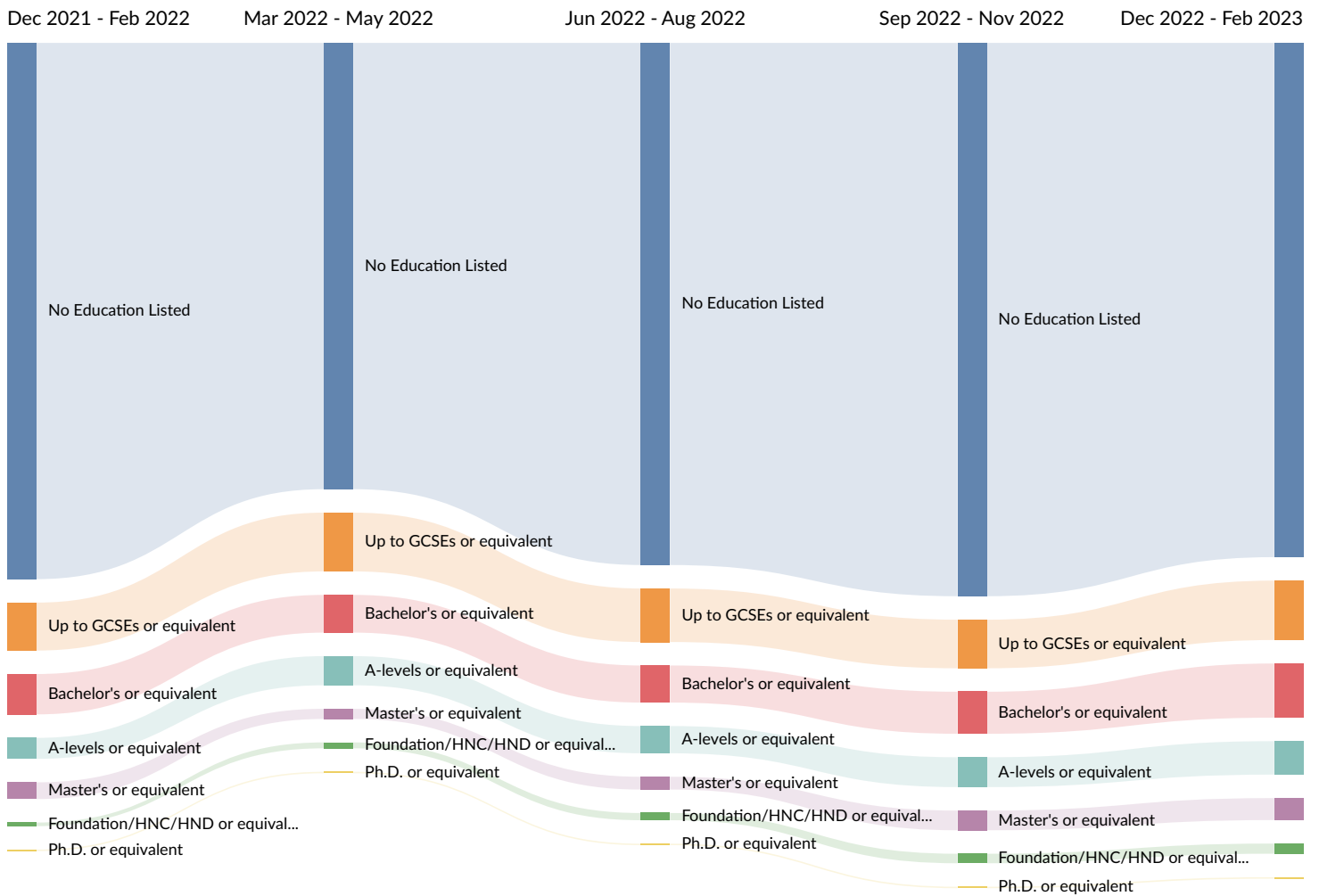
# Minimum Experience Requirement Trends in Job Postings by Quarter

The chart below captures the trend for the experience requirements by quarter shown in postings in your region based on your filters.



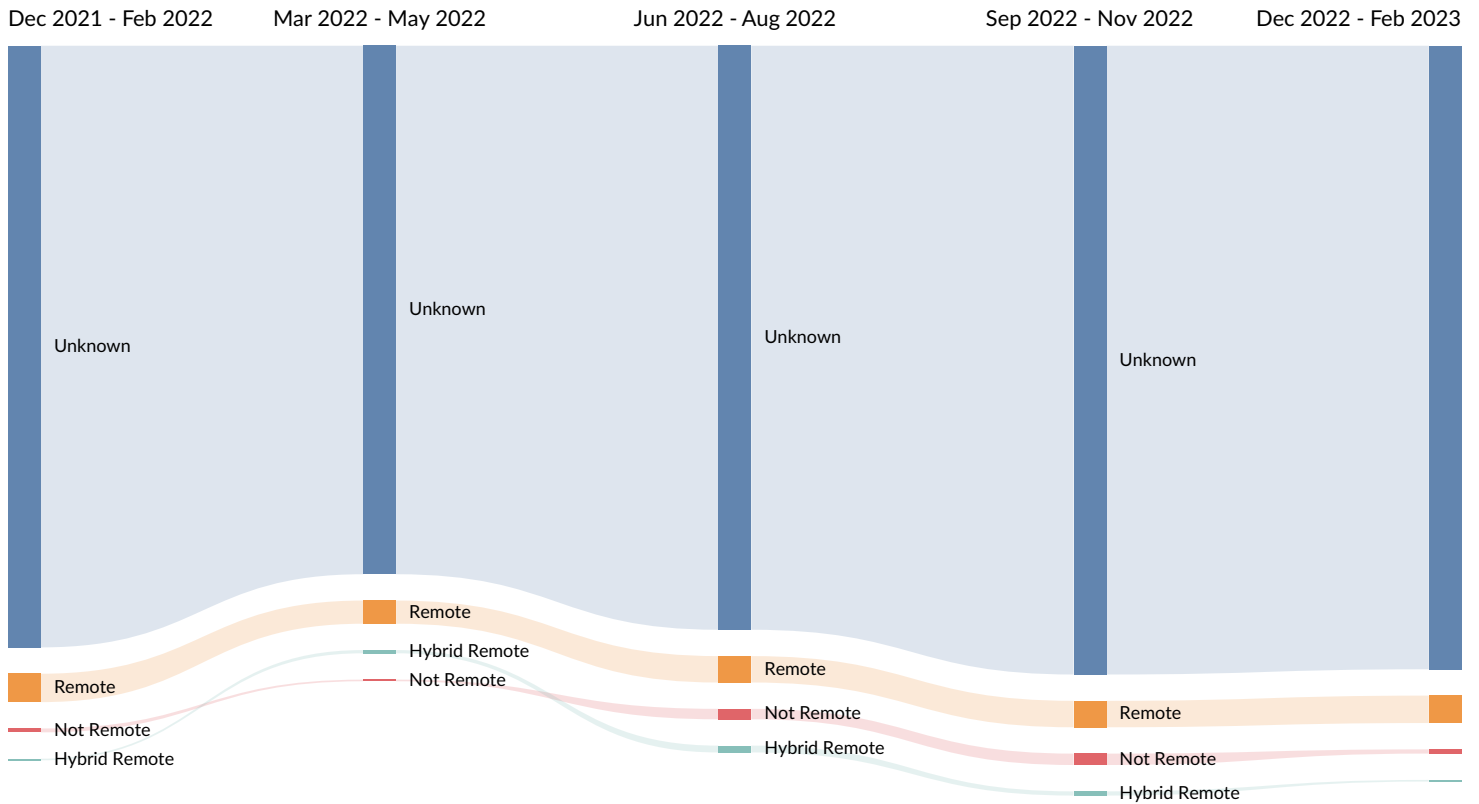
# Educational Requirement Trends in Job Postings by Quarter

The chart below captures the quarterly trend for the educational requirements shown in postings in your region based on your filters.

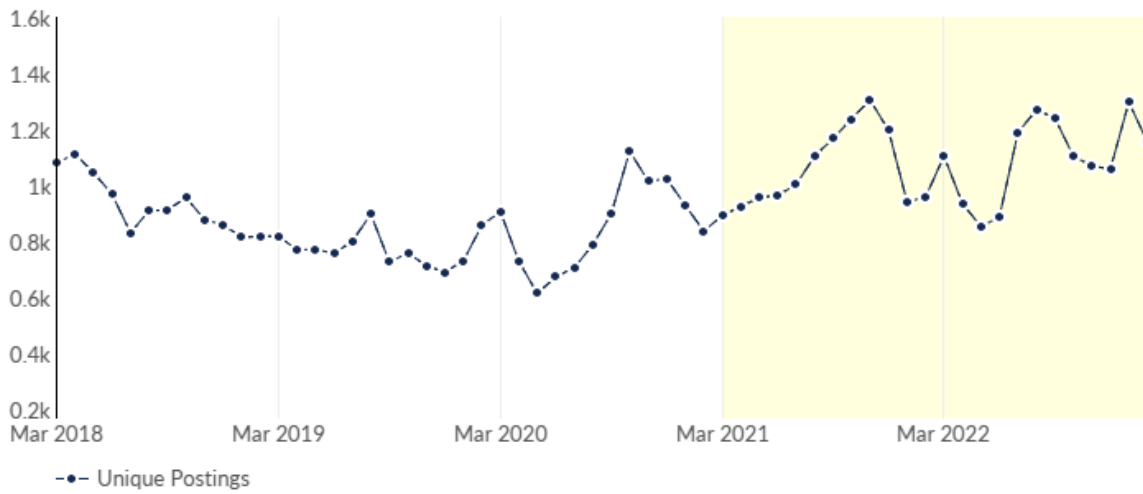


# Remote Trends in Job Postings by Quarter

The chart below captures the remote posting trends based on your filters.



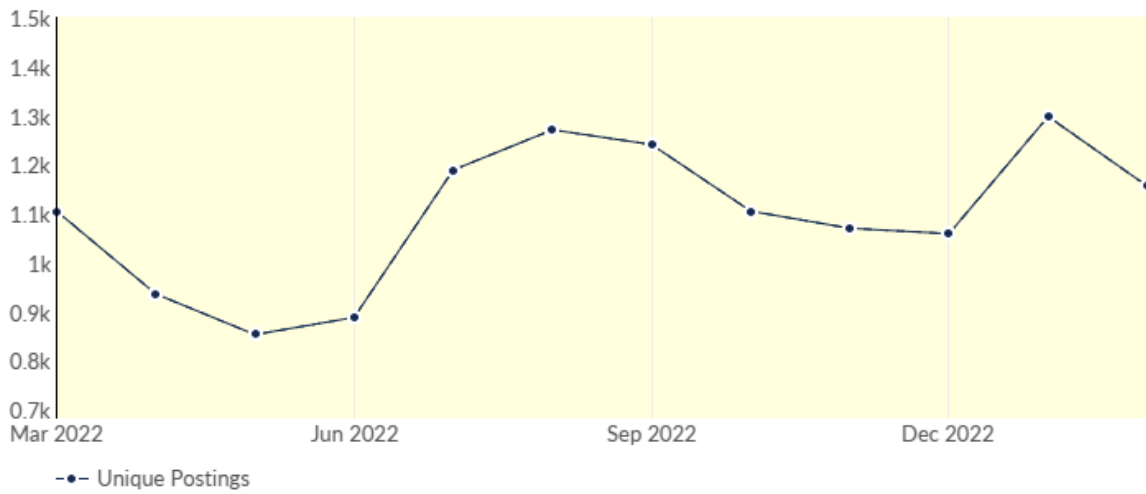
# Unique Postings Trend



| Month    | Unique Postings | Posting Intensity |
|----------|-----------------|-------------------|
| Feb 2023 | 1,156           | 2 : 1             |
| Jan 2023 | 1,298           | 2 : 1             |
| Dec 2022 | 1,059           | 3 : 1             |
| Nov 2022 | 1,070           | 2 : 1             |
| Oct 2022 | 1,105           | 3 : 1             |
| Sep 2022 | 1,241           | 2 : 1             |
| Aug 2022 | 1,271           | 2 : 1             |
| Jul 2022 | 1,189           | 2 : 1             |
| Jun 2022 | 888             | 2 : 1             |
| May 2022 | 853             | 3 : 1             |
| Apr 2022 | 936             | 3 : 1             |
| Mar 2022 | 1,105           | 2 : 1             |



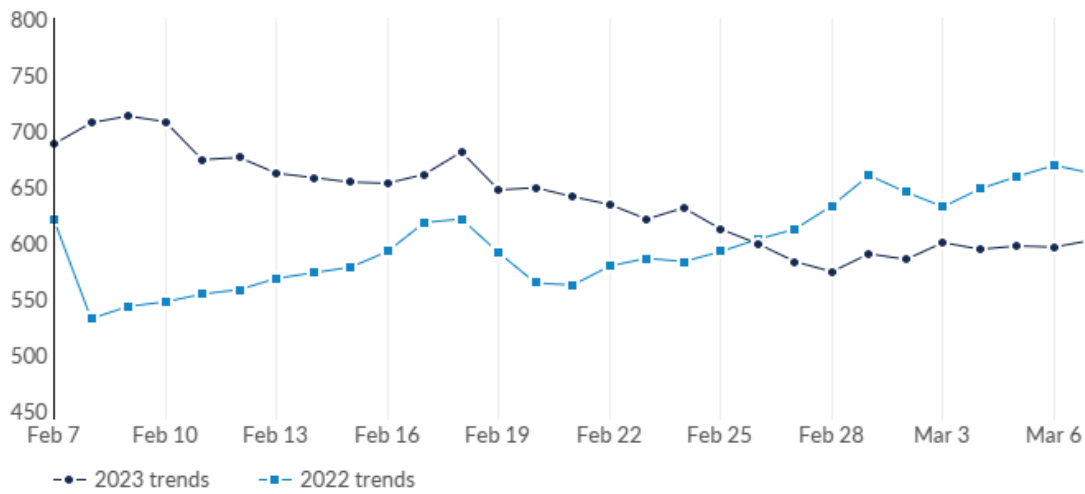
## Unique Postings Trend



| Month    | Unique Postings | Posting Intensity |
|----------|-----------------|-------------------|
| Feb 2023 | 1,156           | 2 : 1             |
| Jan 2023 | 1,298           | 2 : 1             |
| Dec 2022 | 1,059           | 3 : 1             |
| Nov 2022 | 1,070           | 2 : 1             |
| Oct 2022 | 1,105           | 3 : 1             |
| Sep 2022 | 1,241           | 2 : 1             |
| Aug 2022 | 1,271           | 2 : 1             |
| Jul 2022 | 1,189           | 2 : 1             |
| Jun 2022 | 888             | 2 : 1             |
| May 2022 | 853             | 3 : 1             |
| Apr 2022 | 936             | 3 : 1             |
| Mar 2022 | 1,105           | 2 : 1             |

# Unique Postings Trend

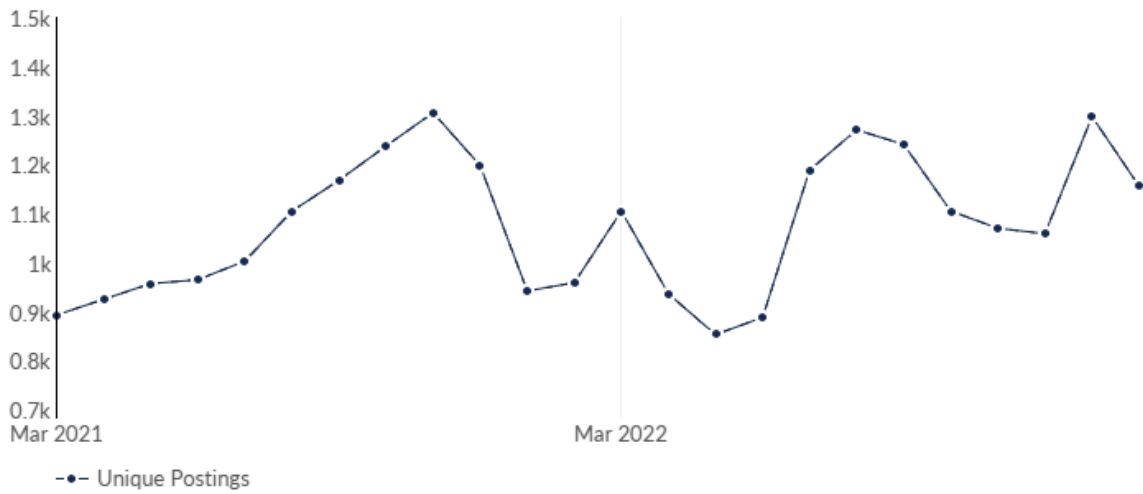
This view displays the most recent 30 days of job postings activity to show near-term trends. It does not reflect your timeframe.



| Day               | Unique Postings | Last Year's Unique Postings | % Change |
|-------------------|-----------------|-----------------------------|----------|
| February 7, 2023  | 688             | 620                         | +11.0%   |
| February 8, 2023  | 707             | 532                         | +32.9%   |
| February 9, 2023  | 713             | 543                         | +31.3%   |
| February 10, 2023 | 708             | 547                         | +29.4%   |
| February 11, 2023 | 674             | 554                         | +21.7%   |
| February 12, 2023 | 676             | 558                         | +21.1%   |
| February 13, 2023 | 662             | 568                         | +16.5%   |
| February 14, 2023 | 658             | 573                         | +14.8%   |
| February 15, 2023 | 654             | 578                         | +13.1%   |
| February 16, 2023 | 653             | 592                         | +10.3%   |
| February 17, 2023 | 661             | 618                         | +7.0%    |
| February 18, 2023 | 681             | 621                         | +9.7%    |
| February 19, 2023 | 647             | 591                         | +9.5%    |
| February 20, 2023 | 649             | 564                         | +15.1%   |
| February 21, 2023 | 641             | 562                         | +14.1%   |
| February 22, 2023 | 634             | 579                         | +9.5%    |
| February 23, 2023 | 621             | 586                         | +6.0%    |
| February 24, 2023 | 631             | 583                         | +8.2%    |

|                   |     |     |        |
|-------------------|-----|-----|--------|
| February 25, 2023 | 612 | 592 | +3.4%  |
| February 26, 2023 | 599 | 603 | -0.7%  |
| February 27, 2023 | 583 | 612 | -4.7%  |
| February 28, 2023 | 574 | 633 | -9.3%  |
| March 1, 2023     | 590 | 660 | -10.6% |
| March 2, 2023     | 585 | 645 | -9.3%  |
| March 3, 2023     | 600 | 632 | -5.1%  |
| March 4, 2023     | 594 | 648 | -8.3%  |
| March 5, 2023     | 597 | 659 | -9.4%  |
| March 6, 2023     | 596 | 669 | -10.9% |
| March 7, 2023     | 602 | 662 | -9.1%  |
| March 8, 2023     | 615 | 649 | -5.2%  |

# Unique Postings Trend



| Month    | Unique Postings | Posting Intensity |
|----------|-----------------|-------------------|
| Feb 2023 | 1,156           | 2 : 1             |
| Jan 2023 | 1,298           | 2 : 1             |
| Dec 2022 | 1,059           | 3 : 1             |
| Nov 2022 | 1,070           | 2 : 1             |
| Oct 2022 | 1,105           | 3 : 1             |
| Sep 2022 | 1,241           | 2 : 1             |
| Aug 2022 | 1,271           | 2 : 1             |
| Jul 2022 | 1,189           | 2 : 1             |
| Jun 2022 | 888             | 2 : 1             |
| May 2022 | 853             | 3 : 1             |
| Apr 2022 | 936             | 3 : 1             |
| Mar 2022 | 1,105           | 2 : 1             |

# Appendix A - Data Sources and Calculations

## Lightcast Job Postings

Job postings are collected from various sources and processed/enriched to provide information such as standardized company name, occupation, skills, and geography.