

# Report Builder

Lightcast Q2 2022 Data Set

March 2023

# Parameters

Select Timeframe: Mar 2021 - Feb 2023

:

## Description

Summary

Advertised Salary

Advertised Wage Trend

Regions

Skills

Certifications

Companies

## Description

Occupations

Job Titles

Industries

Posting Sources

Skill Subcategories

Trends

Timeseries

City:

## Description

Tarporley, Cheshire West and Chester

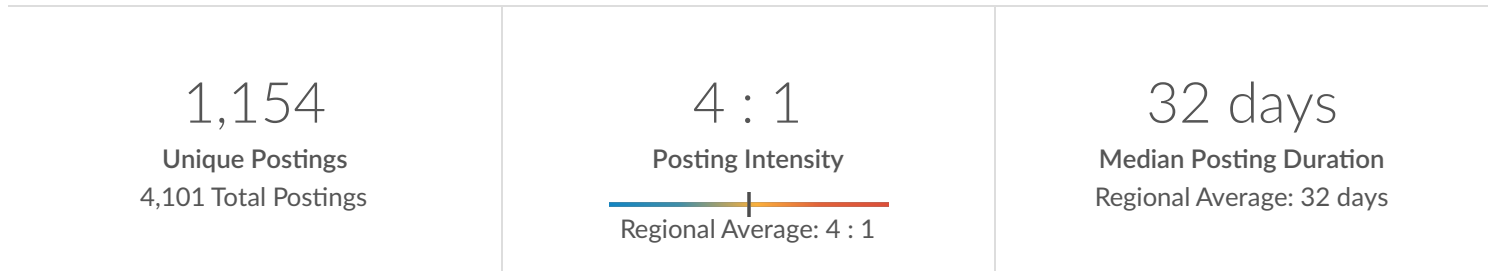
Minimum Experience Required: Any

Education Level: Any

Keyword Search:

Posting Type: Active Postings

## Job Postings Summary



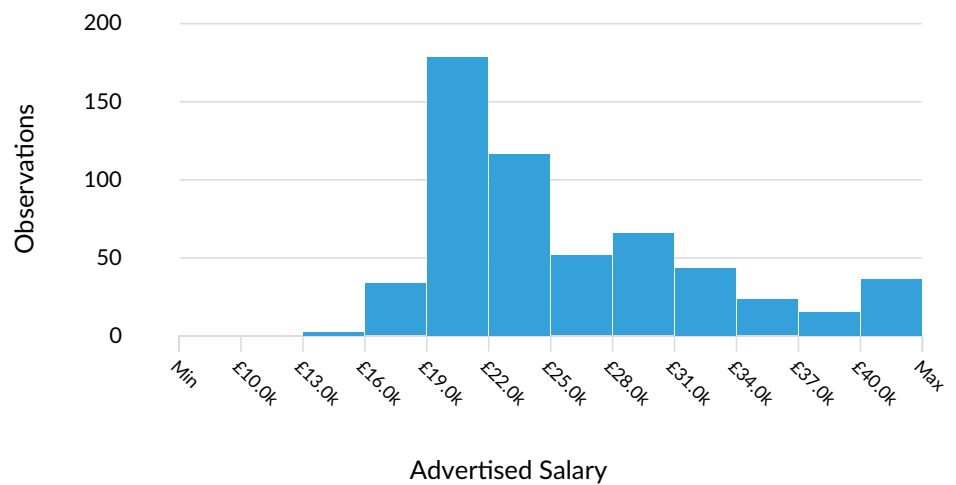
There were 4,101 total job postings for your selection from March 2021 to February 2023, of which 1,154 were unique. These numbers give us a Posting Intensity of 4-to-1, meaning that for every 4 postings there is 1 unique job posting.

This is close to the Posting Intensity for all other occupations and companies in the region (4-to-1), indicating that they are putting average effort toward hiring for this position.

## Advertised Salary

There are 562 advertised salary observations (49% of the 1,154 matching postings).

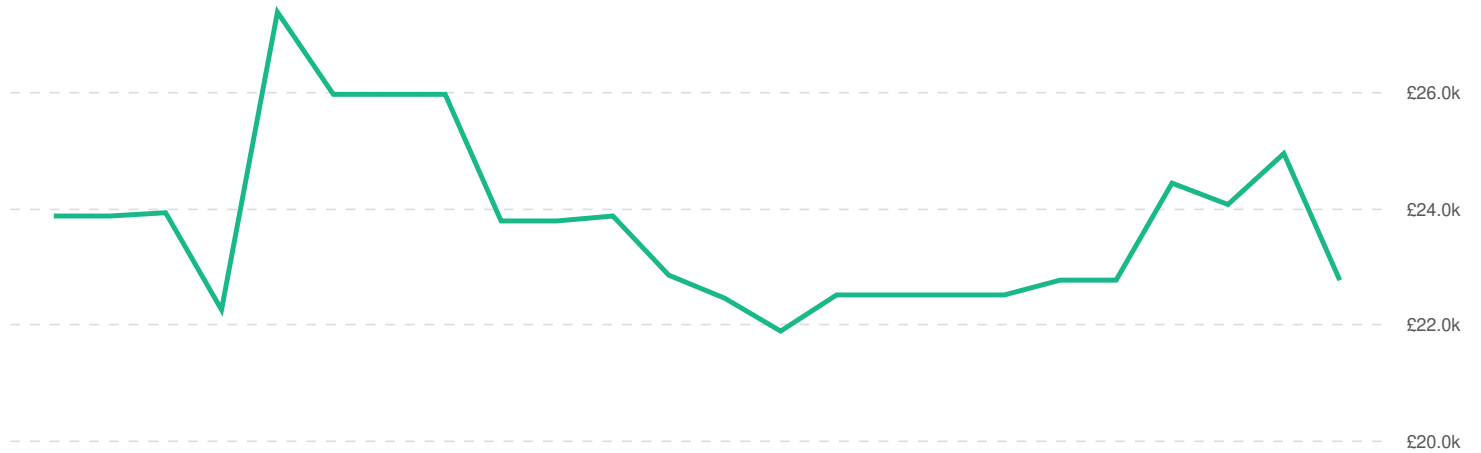
£23.6k  
Median Advertised Salary



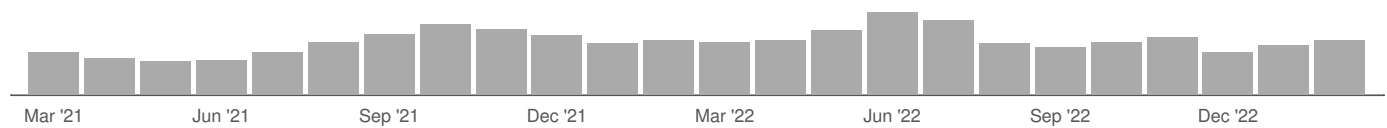
# Advertised Wage Trend

▼4.6% Mar 2021 - Feb 2023

£23.6k Median



562 Job Postings




## Top Cities Posting

City	Total/Unique (Mar 2021 - Feb 2023)	Posting Intensity	Median Posting Duration
Tarporley, Cheshire West and Chester	4,101 / 1,154	4 : 1	32 days


## Top Local Authorities Posting

Local Authority	Total/Unique (Mar 2021 - Feb 2023)	Posting Intensity	Median Posting Duration
Cheshire West and Chester	4,101 / 1,154	4 : 1	32 days


## Top County/Unitary Authorities Posting

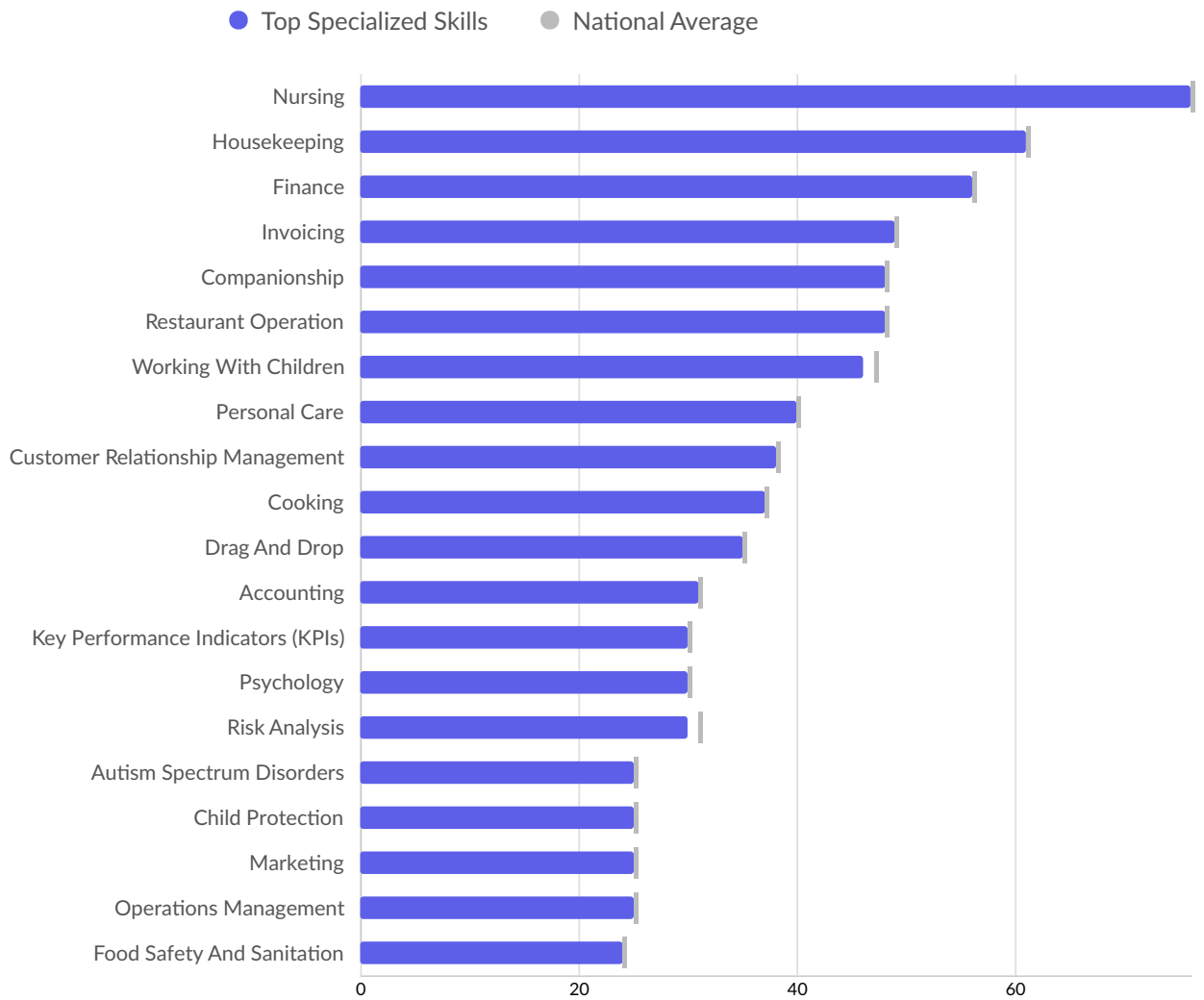
County/Unitary Authority	Total/Unique (Mar 2021 - Feb 2023)	Posting Intensity	Median Posting Duration
Cheshire West and Chester	4,101 / 1,154	4 : 1 	32 days

## Top Gov't Office Regions Posting

Gov't Office Region	Total/Unique (Mar 2021 - Feb 2023)	Posting Intensity	Median Posting Duration
North West	4,101 / 1,154	4 : 1 	32 days

## Top Countries Posting

Country	Total/Unique (Mar 2021 - Feb 2023)	Posting Intensity	Median Posting Duration
England	4,101 / 1,154	4 : 1 	32 days

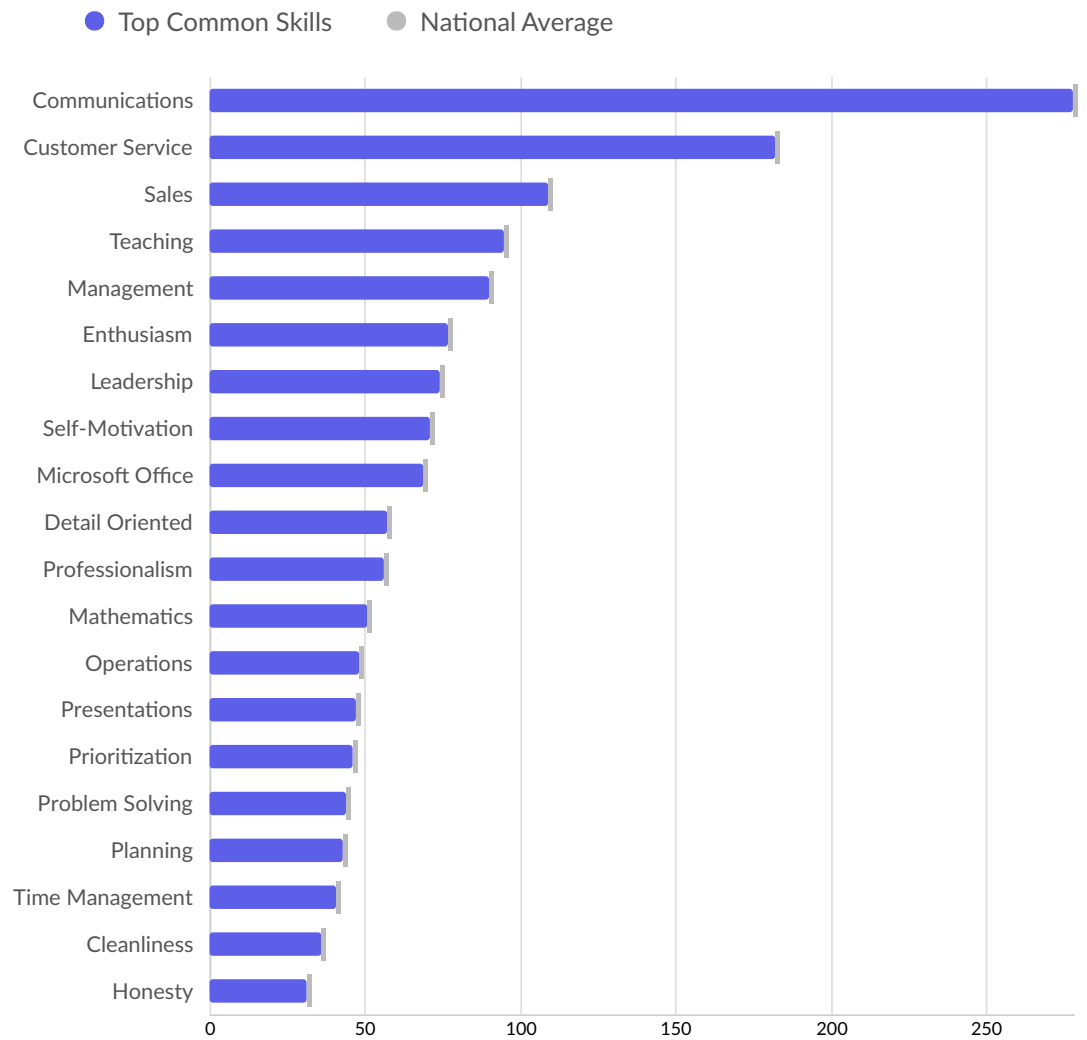


Top Specialized Skills	Unique Postings	National Average
Nursing	76	76
Housekeeping	61	61
Finance	56	56
Invoicing	49	49
Companionship	48	48
Restaurant Operation	48	48
Working With Children	46	47
Personal Care	40	40
Customer Relationship Management	38	38
Cooking	37	37
Drag And Drop	35	35
Accounting	31	31
Key Performance Indicators (KPIs)	30	30

---

---

Psychology	30	30
Risk Analysis	30	31
Autism Spectrum Disorders	25	25
Child Protection	25	25
Marketing	25	25
Operations Management	25	25
Food Safety And Sanitation	24	24



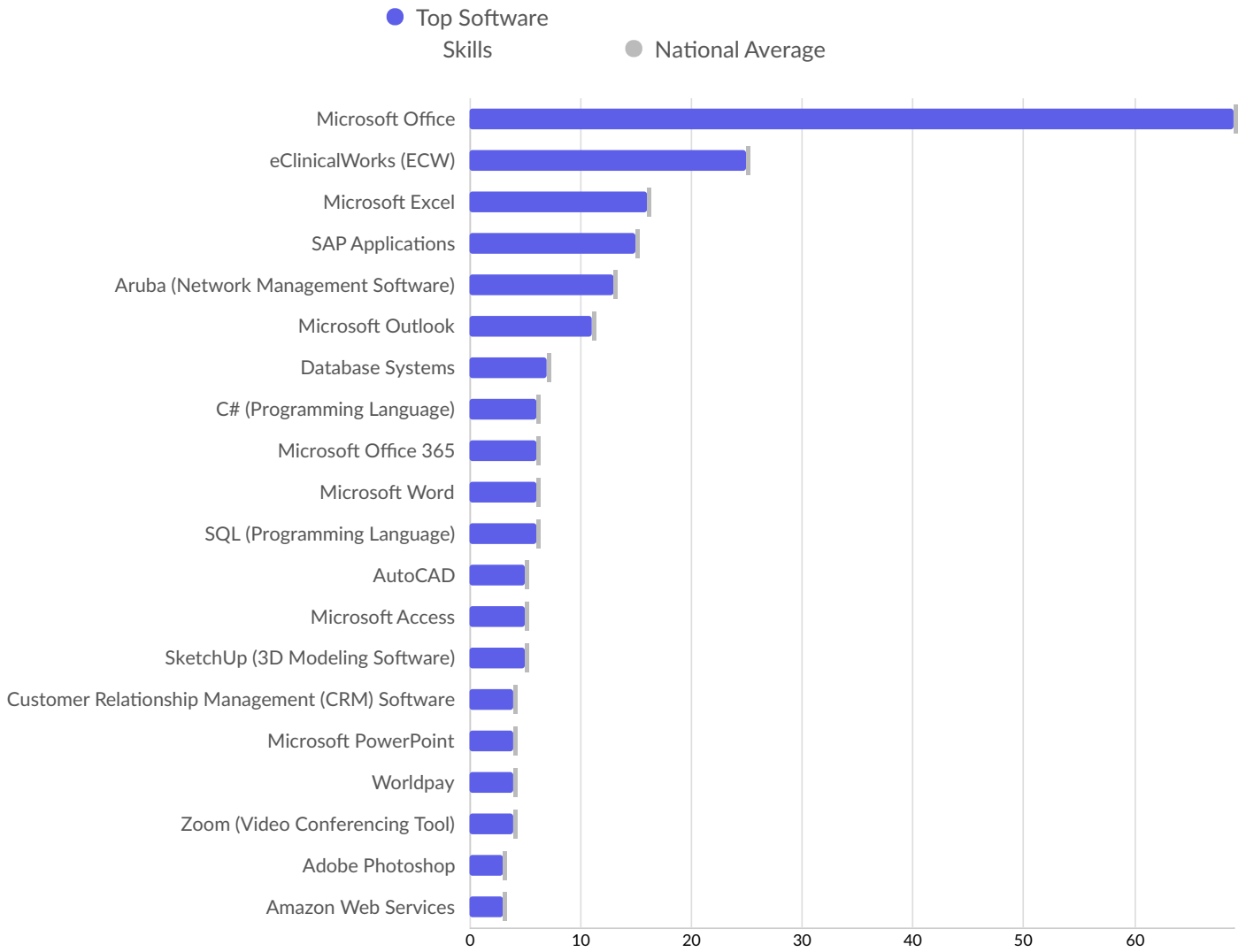
Top Common Skills	Unique Postings	National Average
Communications	278	278
Customer Service	182	182
Sales	109	109
Teaching	95	95
Management	90	90
Enthusiasm	77	77
Leadership	74	74
Self-Motivation	71	71
Microsoft Office	69	69
Detail Oriented	57	57
Professionalism	56	56
Mathematics	51	51
Operations	48	48



---

---

Presentations	47	47
Prioritization	46	46
Problem Solving	44	44
Planning	43	43
Time Management	41	41
Cleanliness	36	36
Honesty	31	31



Top Software Skills	Unique Postings	National Average
Microsoft Office	69	69
eClinicalWorks (ECW)	25	25
Microsoft Excel	16	16
SAP Applications	15	15
Aruba (Network Management Software)	13	13
Microsoft Outlook	11	11
Database Systems	7	7
C# (Programming Language)	6	6
Microsoft Office 365	6	6
Microsoft Word	6	6
SQL (Programming Language)	6	6
AutoCAD	5	5

Microsoft Access	5	5
SketchUp (3D Modeling Software)	5	5
Customer Relationship Management (CRM) Software	4	4
Microsoft PowerPoint	4	4
Worldpay	4	4
Zoom (Video Conferencing Tool)	4	4
Adobe Photoshop	3	3
Amazon Web Services	3	3

## Top Certifications

	Postings with Certification
Association Of Chartered Certified Accountants	2
Certified Investment Management Analyst	1
Chartered Institute Of Management Accountants (CIMA)	2
CIPD Level 5	1
CSCS Card	15
Forklift Certification	1
Functional Skills Qualification	11
Master Of Business Administration (MBA)	1
Nurse Practitioner (APRN-CNP)	9
Post Graduate Certificate In Education (PGCE)	36
Registered Nurse (RN)	31
Security Clearance	1
Valid Driver's License	2

# Top Companies Posting

Company	Total/Unique (Mar 2021 - Feb 2023)	Posting Intensity	Median Posting Duration
Barchester Plc	1,443 / 94	15 : 1 	16 days
Macdonald Hotels & Resorts	217 / 79	3 : 1 	29 days
Brunning And Price Ltd	97 / 48	2 : 1 	28 days
NHS	207 / 47	4 : 1 	38 days
Co-operative Group	134 / 43	3 : 1 	26 days
Simply Education	73 / 26	3 : 1 	26 days
Woodthorpe Hall Garden Centres Limited	28 / 23	1 : 1 	20 days
Education Network	46 / 20	2 : 1 	36 days
Recruitment Genius Limited	25 / 16	2 : 1 	17 days
The Education Network	17 / 15	1 : 1 	35 days
Reed	26 / 14	2 : 1 	52 days
Adecco	30 / 12	3 : 1 	32 days
James Hall	22 / 11	2 : 1 	38 days
Amazon	44 / 10	4 : 1 	9 days
Exclusive Education Ltd	11 / 10	1 : 1 	24 days
FIS	14 / 10	1 : 1 	17 days
LNR Future Solutions LTD	48 / 10	5 : 1 	14 days
Nelson Hotels	11 / 8	1 : 1 	34 days
Teacheractive	19 / 8	2 : 1 	40 days
Boutique Hotel Group	9 / 7	1 : 1 	27 days
Amg Nursing And Care Services	12 / 6	2 : 1 	36 days
Cera Care	29 / 6	5 : 1 	25 days
Integra People	7 / 6	1 : 1 	30 days
Nurse Seekers	42 / 6	7 : 1 	23 days
Appcast	45 / 5	9 : 1 	33 days
Axon Moore Group Ltd	11 / 5	2 : 1 	31 days

Bear Inns LTD	5 / 5	1 : 1		42 days
Canal & River Trust	7 / 5	1 : 1		60 days
Collingwood International Ltd	7 / 5	1 : 1		11 days
Life Ways	15 / 5	3 : 1		11 days
Search Consultancy	12 / 5	2 : 1		n/a
Tarporley Garden Centre	8 / 5	2 : 1		n/a
Axon Moore	5 / 4	1 : 1		34 days
Cwp-Gmbh	5 / 4	1 : 1		24 days
East Riding Of Yorkshire Council	4 / 4	1 : 1		24 days
Hays	5 / 4	1 : 1		13 days
Howard Finley Ltd	11 / 4	3 : 1		n/a
Lilium Direct Ltd	8 / 4	2 : 1		32 days
Meridian Business Support	9 / 4	2 : 1		19 days
Nybor	5 / 4	1 : 1		14 days
Peckforton Castle	5 / 4	1 : 1		32 days
R & N Pubs LTD	4 / 4	1 : 1		38 days
Resource Partners N.A.	19 / 4	5 : 1		n/a
Russell Taylor	5 / 4	1 : 1		n/a
Trustmgt Ltd	5 / 4	1 : 1		n/a
Vanguard Cleaning	8 / 4	2 : 1		2 days
Care Quality Commission	7 / 3	2 : 1		n/a
CastleView Group	4 / 3	1 : 1		36 days
Chemistree Solutions LTD	3 / 3	1 : 1		16 days
Céra International Llc.	3 / 3	1 : 1		21 days

# Top Posted Occupations






















Occupation	Total/Unique (Mar 2021 - Feb 2023)	Posting Intensity	Median Posting Duration
Care assistant	1,001 / 90	11 : 1	25 days
Registered General Nurse (RGN)	843 / 73	12 : 1	43 days
Chef	107 / 62	2 : 1	30 days
General cleaner	188 / 51	4 : 1	32 days
Teaching Assistant	98 / 50	2 : 1	35 days
Bookkeeper / Accounting Clerk	69 / 37	2 : 1	33 days
Office / Administrative Assistant	95 / 32	3 : 1	36 days
Caregiver / Personal Care Aide	90 / 24	4 : 1	20 days
Primary School Teacher	44 / 22	2 : 1	34 days
Receptionist	31 / 20	2 : 1	34 days
Retail Store Manager / Supervisor	54 / 17	3 : 1	13 days
Customer Service Representative	56 / 17	3 : 1	39 days
Construction Helper / Worker	21 / 17	1 : 1	38 days
Labourer / Material Handler	31 / 17	2 : 1	36 days
Food Service Team Member	22 / 16	1 : 1	34 days
Computer Support Specialist	21 / 15	1 : 1	32 days
Nursery nurses, assistants and playworkers	48 / 15	3 : 1	26 days
Hotel Manager	38 / 14	3 : 1	26 days
Retail Sales Associate	29 / 14	2 : 1	27 days
Account Manager / Representative	24 / 13	2 : 1	30 days
Nursing Assistant / Healthcare Assistant	24 / 13	2 : 1	34 days
Restaurant / Food Service Supervisor	29 / 13	2 : 1	29 days
Kitchen Staff	74 / 13	6 : 1	15 days
Bartender	19 / 13	1 : 1	32 days
Production Worker	18 / 13	1 : 1	22 days

Project Manager	27 / 12	2 : 1		39 days
Waiter / Waitress	26 / 12	2 : 1		38 days
Financial Manager	21 / 11	2 : 1		44 days
Operations Manager	14 / 9	2 : 1		18 days
Recruiter	12 / 9	1 : 1		16 days
Beautician	26 / 9	3 : 1		31 days
General Manager	14 / 8	2 : 1		28 days
Tutor	9 / 8	1 : 1		21 days
Software Developer / Engineer	9 / 7	1 : 1		19 days
Restaurant / Food Service Manager	10 / 6	2 : 1		20 days
Assistant Care Worker	11 / 6	2 : 1		36 days
Optician	9 / 6	2 : 1		12 days
Sales Representative	8 / 6	1 : 1		18 days
Delivery Driver	53 / 6	9 : 1		29 days
Healthcare Manager	21 / 5	4 : 1		16 days
Event Specialist	14 / 5	3 : 1		2 days
Preschool / Childcare Teacher	6 / 5	1 : 1		38 days
Golf Course Worker	8 / 5	2 : 1		29 days
Pharmacy Technician	6 / 5	1 : 1		37 days
Maid / Housekeeping Staff	6 / 5	1 : 1		36 days
Landscaping / Groundskeeping Worker	7 / 5	1 : 1		37 days
Warehouse / Inventory Associate	14 / 5	3 : 1		28 days
Paralegal / Legal Assistant	11 / 4	3 : 1		21 days
University Lecturer	11 / 4	3 : 1		17 days
Science Teacher	4 / 4	1 : 1		24 days

# Top Posted Job Titles










Job Title	Total/Unique (Mar 2021 - Feb 2023)	Posting Intensity	Median Posting Duration
Registered General Nurses	503 / 36	14 : 1 	16 days
Care Assistants	94 / 33	3 : 1 	18 days
Home Care Assistants	683 / 33	21 : 1 	32 days
Support Workers	91 / 26	4 : 1 	20 days
Account Assistants	42 / 25	2 : 1 	31 days
Night Nurses	263 / 24	11 : 1 	43 days
Teaching Assistants	44 / 20	2 : 1 	32 days
Chefs De Partie	33 / 18	2 : 1 	28 days
Cleaners	24 / 16	2 : 1 	36 days
Cover Supervisors	29 / 14	2 : 1 	38 days
Housekeeping Assistants	131 / 13	10 : 1 	14 days
Primary Teachers	30 / 13	2 : 1 	26 days
Health Care Assistants	22 / 12	2 : 1 	34 days
Sous Chefs	20 / 12	2 : 1 	25 days
Wait Staff	25 / 12	2 : 1 	44 days
Customer Assistants	42 / 11	4 : 1 	57 days
Kitchen Assistants	72 / 11	7 : 1 	15 days
Kitchen Porters	16 / 10	2 : 1 	34 days
Groundworkers	11 / 9	1 : 1 	31 days
Night Assistants	122 / 9	14 : 1 	31 days
Customer Team Leaders	21 / 8	3 : 1 	18 days
Domestics	28 / 8	4 : 1 	26 days
Executive Search Recruiters	11 / 8	1 : 1 	16 days
General Assistants	78 / 8	10 : 1 	60 days
Golf Assistants	30 / 8	4 : 1 	38 days
ICT Technicians	11 / 8	1 : 1 	17 days



Learning Support Assistants	11 / 8	1 : 1		26 days
Nursery Nurses	31 / 8	4 : 1		26 days
Production Operatives	13 / 8	2 : 1		36 days
Retail Assistants	19 / 8	2 : 1		36 days
Store Supervisors	22 / 8	3 : 1		13 days
Finance Managers	16 / 7	2 : 1		46 days
Food and Beverage Team Members	12 / 7	2 : 1		29 days
Hotel Receptionists	17 / 7	2 : 1		26 days
Labourers	8 / 7	1 : 1		38 days
Office Administrators	8 / 7	1 : 1		36 days
Spa Therapists	22 / 7	3 : 1		n/a
Warehouse Operatives	24 / 7	3 : 1		28 days
Bartenders	7 / 6	1 : 1		19 days
Breakfast Managers	15 / 6	3 : 1		18 days
Chef Apprentices	8 / 6	1 : 1		13 days
Commis Chefs	9 / 6	2 : 1		38 days
Customer Service Team Members	14 / 6	2 : 1		20 days
Early Years Teachers	7 / 6	1 : 1		42 days
Food and Beverage Managers	10 / 6	2 : 1		39 days
Retail Supervisors	28 / 6	5 : 1		4 days
Administrative Assistants	30 / 5	6 : 1		41 days
Assistant Managers	10 / 5	2 : 1		31 days
Bar Supervisors	5 / 5	1 : 1		38 days
Chefs	12 / 5	2 : 1		31 days

# Top Industries

	Total/Unique (Mar 2021 - Feb 2023)	Posting Intensity	Median Posting Duration
Employment Activities	553 / 244	2 : 1	32 days
Residential Care Activities	1,469 / 108	14 : 1	17 days
Accommodation	244 / 103	2 : 1	34 days
Retail Trade, Except of Motor Vehicles and Motorcycles	176 / 76	2 : 1	24 days
Human Health Activities	255 / 68	4 : 1	38 days
Food and Beverage Service Activities	114 / 58	2 : 1	30 days
Education	31 / 17	2 : 1	30 days
Other Personal Service Activities	21 / 16	1 : 1	24 days
Activities of Head Offices; Management Consultancy Activities	22 / 15	1 : 1	27 days
Construction of Buildings	25 / 13	2 : 1	38 days
Wholesale Trade, Except of Motor Vehicles and Motorcycles	17 / 13	1 : 1	24 days
Real Estate Activities	14 / 11	1 : 1	16 days
Office Administrative, Office Support and Other Business Support Activities	15 / 11	1 : 1	15 days
Warehousing and Support Activities for Transportation	44 / 10	4 : 1	9 days
Public Administration and Defence; Compulsory Social Security	14 / 10	1 : 1	24 days
Computer Programming, Consultancy and Related Activities	47 / 7	7 : 1	33 days
Specialised Construction Activities	6 / 6	1 : 1	21 days
Services to Buildings and Landscape Activities	10 / 6	2 : 1	16 days
Water Collection, Treatment and Supply	7 / 5	1 : 1	60 days
Creative, Arts and Entertainment Activities	5 / 4	1 : 1	24 days
Repair and Installation of Machinery and Equipment	3 / 3	1 : 1	37 days
Civil Engineering	3 / 3	1 : 1	n/a
Postal and Courier Activities	4 / 3	1 : 1	12 days
Veterinary Activities	3 / 3	1 : 1	15 days
Manufacture of Fabricated Metal Products, Except Machinery and Equipment	2 / 2	1 : 1	36 days
Motion Picture, Video and Television Programme Production, Sound Recording and Music Publishing Activities	2 / 2	1 : 1	n/a
Architectural and Engineering Activities; Technical Testing and Analysis	2 / 2	1 : 1	n/a
Other Professional, Scientific and Technical Activities	2 / 2	1 : 1	n/a

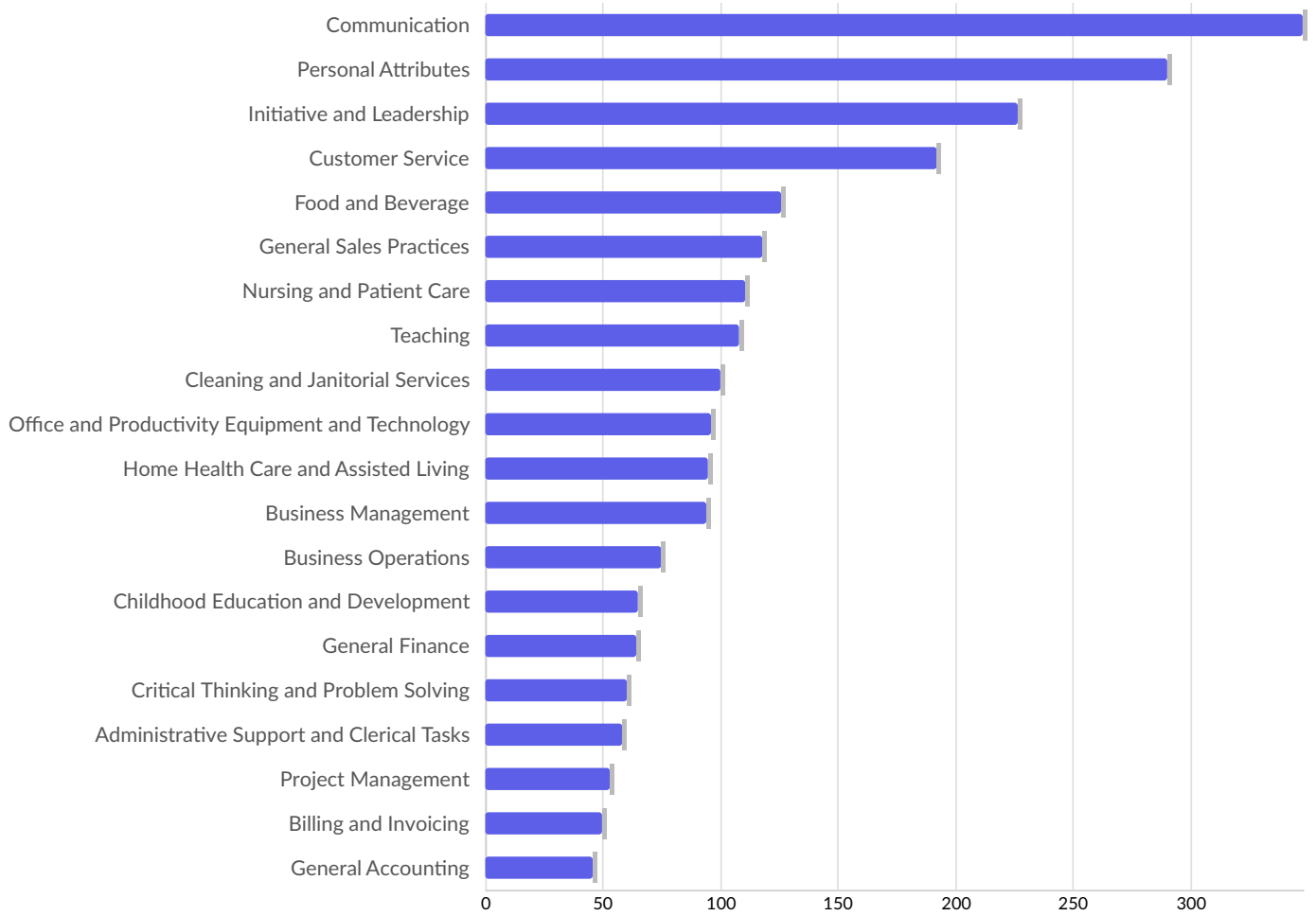
Rental and Leasing Activities	2 / 2	1 : 1		38 days
Social Work Activities Without Accommodation	2 / 2	1 : 1		19 days
Activities of Membership Organisations	3 / 2	2 : 1		28 days
Other Manufacturing	2 / 1	2 : 1		n/a
Electricity, Gas, Steam and Air Conditioning Supply	1 / 1	1 : 1		n/a
Waste Collection, Treatment and Disposal Activities; Materials Recovery	1 / 1	1 : 1		n/a
Wholesale and Retail Trade and Repair of Motor Vehicles and Motorcycles	1 / 1	1 : 1		n/a
Financial Service Activities, Except Insurance and Pension Funding	3 / 1	3 : 1		n/a
Advertising and Market Research	4 / 1	4 : 1		n/a

# Top Posting Sources

Website	Postings on Website (Mar 2021 - Feb 2023)
dwp.gov.uk	233
starjobsearch.co.uk	182
careerbuilder.co.uk	175
reed.co.uk	152
indeed.com	136
fish4.co.uk	106
jobmedic.co.uk	103
leisurejobs.com	101
simplyhired.co.uk	72
cv-library.co.uk	54
jobisjob.co.uk	41
careerjet.co.uk	36
gumtree.com	35
barzone.co.uk	33
independent.co.uk	32
jobserve.com	31
jobs.nhs.uk	29
jobs4network.co.uk	28
tiptopjob.com	22
findapprenticeship.service.gov.uk	17
theguardian.com	16
monster.co.uk	15
joblift.co.uk	14
adzuna.co.uk	13
jobrapido.com	13
carehome.co.uk	12
constructionjobs.co.uk	10

britishjobs.co.uk	9
healthjobsuk.com	9
careers4a.com	7
jora.com	7
twrecruitment.com	7
accaglobal.com	6
engineeringjobs.co.uk	6
adecco.co.uk	5
icims.com	5
reedglobal.com	5
search.co.uk	5
taleo.net	5
theitjob.com	5
thebigjobsite.com	4
ceracare.co.uk	3
hireonline.co.uk	3
meridianbs.co.uk	3
absol-group.com	2
careerswithcvs.co.uk	2
indeed.co.uk	2
jobstoday.co.uk	2
proactivepersonnel.net	2
building4jobs.com	1

● Top Skill Subcategories ● National Average

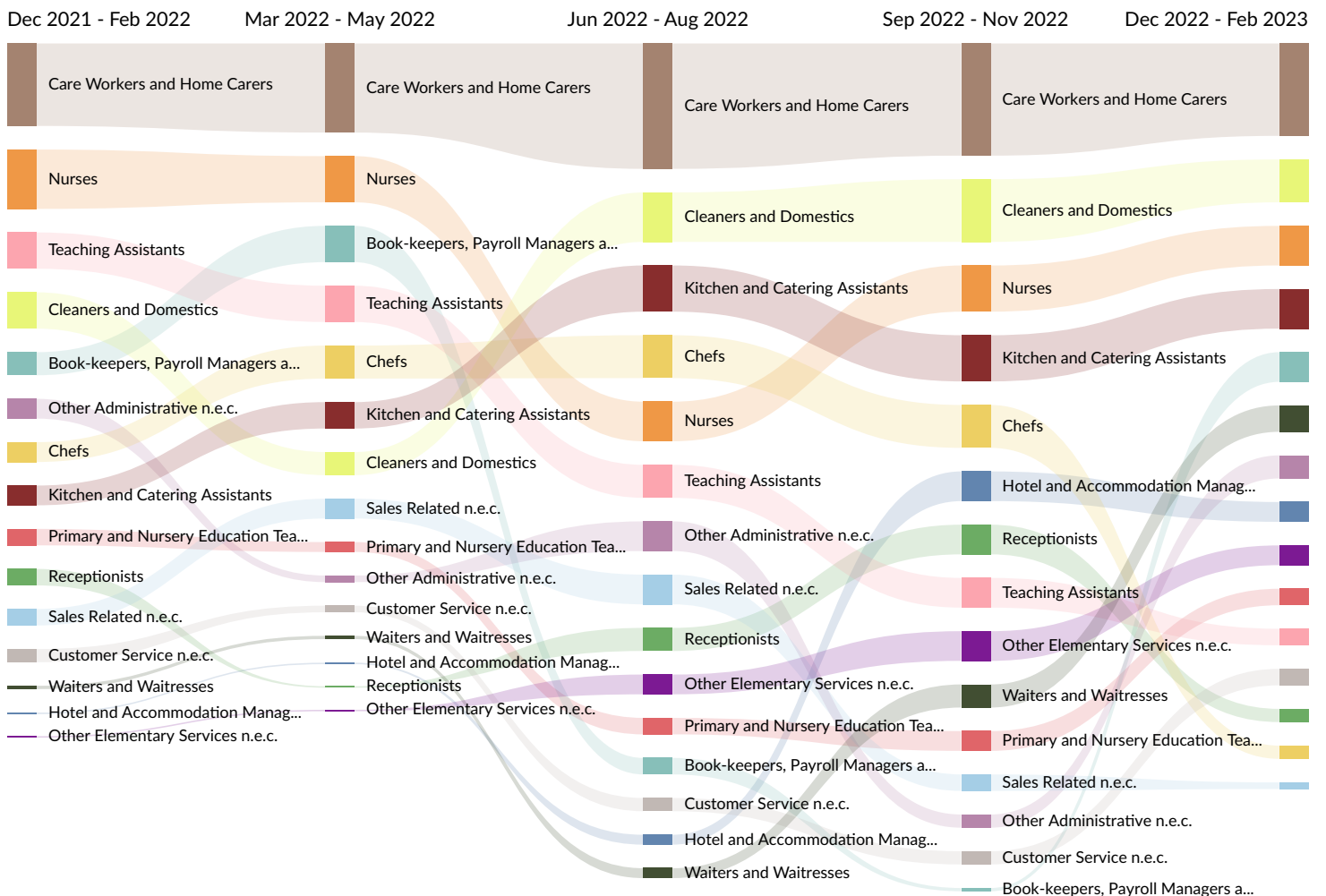


Top Skill Subcategories	Unique Postings	National Average
Communication	348	348
Personal Attributes	290	290
Initiative and Leadership	227	227
Customer Service	192	192
Food and Beverage	126	126
General Sales Practices	118	118
Nursing and Patient Care	111	111
Teaching	108	108
Cleaning and Janitorial Services	100	100
Office and Productivity Equipment and Technology	96	96
Home Health Care and Assisted Living	95	95
Business Management	94	94
Business Operations	75	75

Childhood Education and Development	65	65
General Finance	64	64
Critical Thinking and Problem Solving	60	60
Administrative Support and Clerical Tasks	58	58
Project Management	53	53
Billing and Invoicing	50	50
General Accounting	46	46

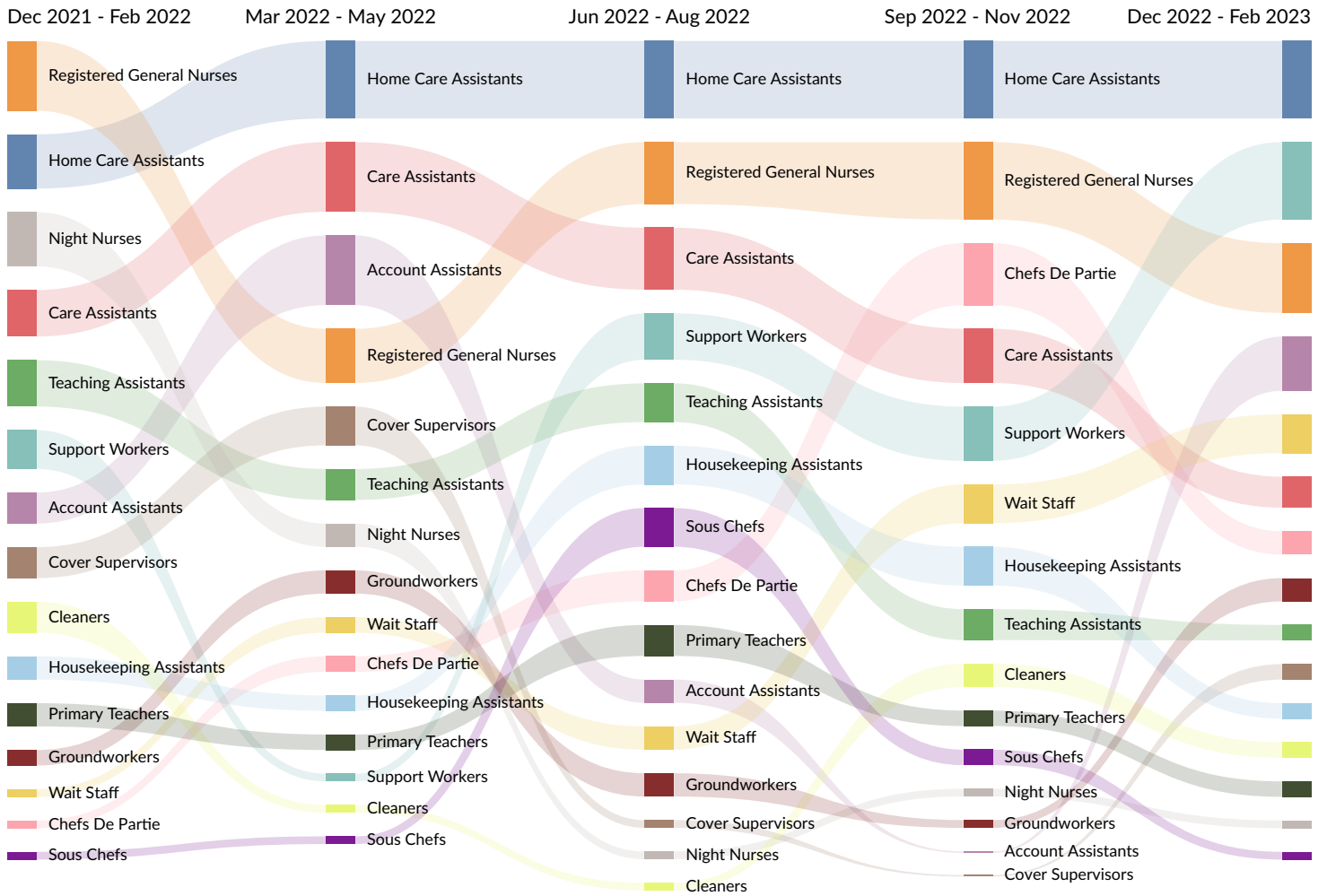
## Occupation Trends in Job Postings by Quarter

The chart below captures the postings trend for the top 15 occupations posted for based on your filters.



# Job Title Trends in Job Postings by Quarter

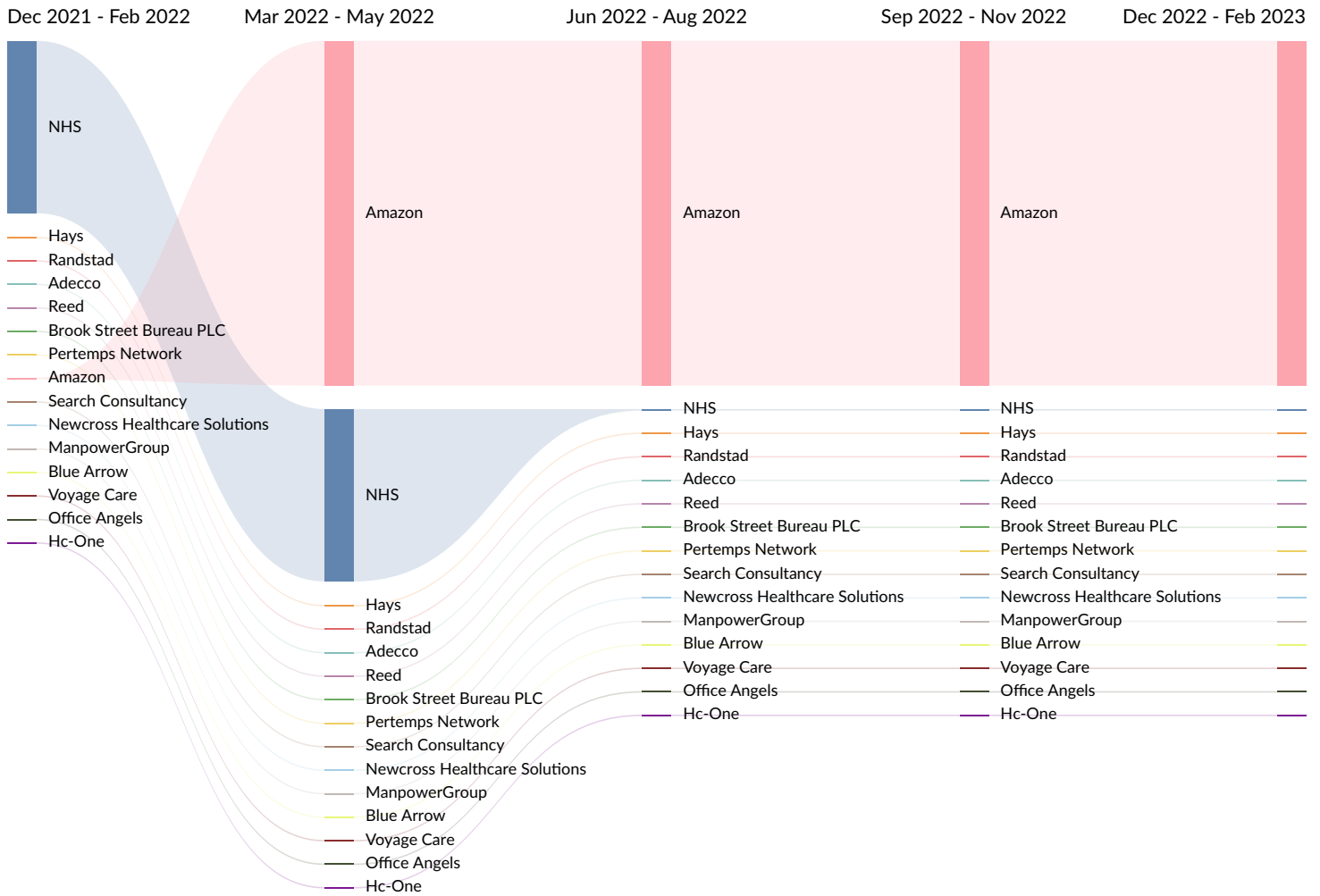
The chart below captures the postings trend for the top 15 job titles posted for based on your filters.





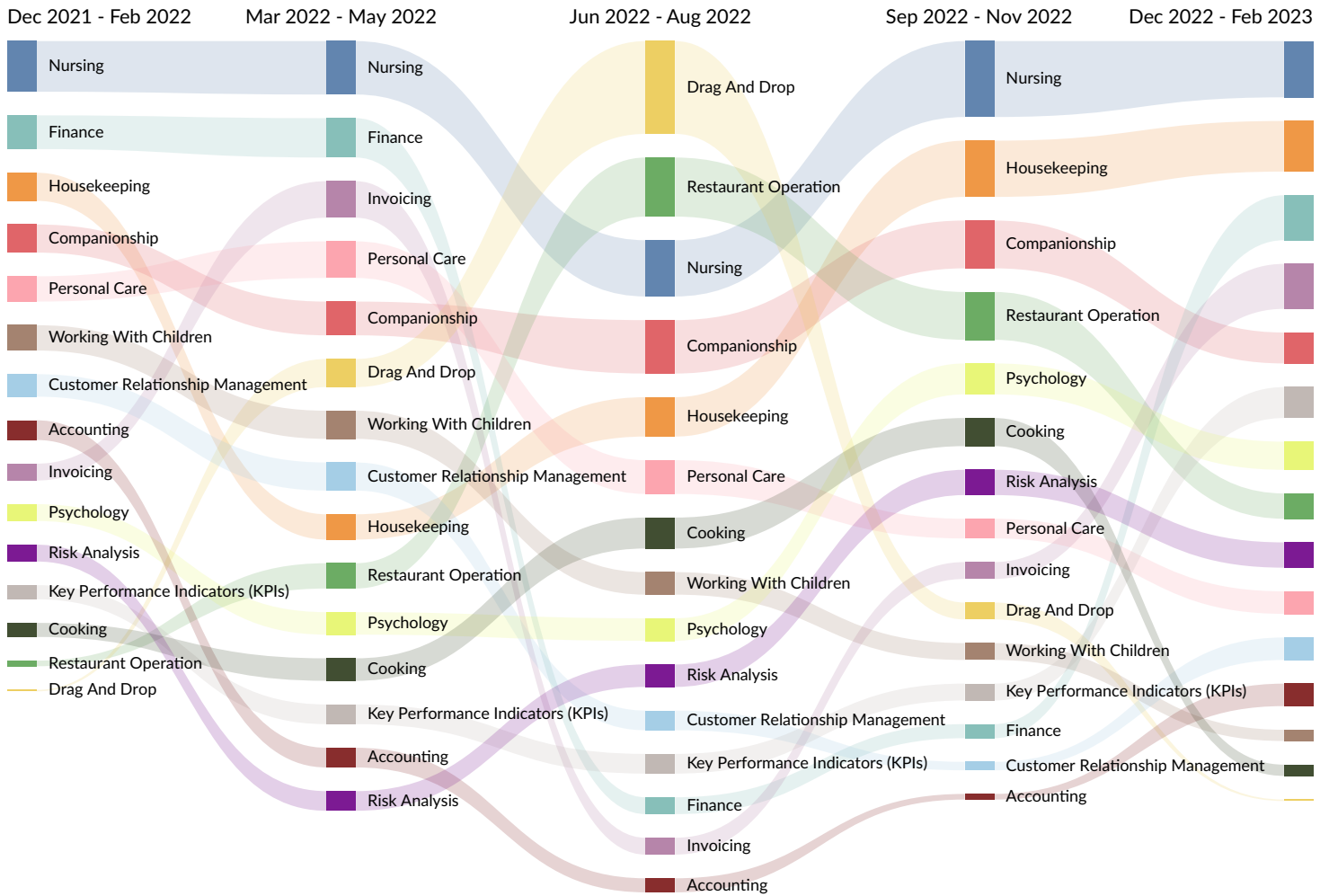
# Company Trends in Job Postings by Quarter

The chart below captures the postings trend for the top 15 companies posted for based on your filters.



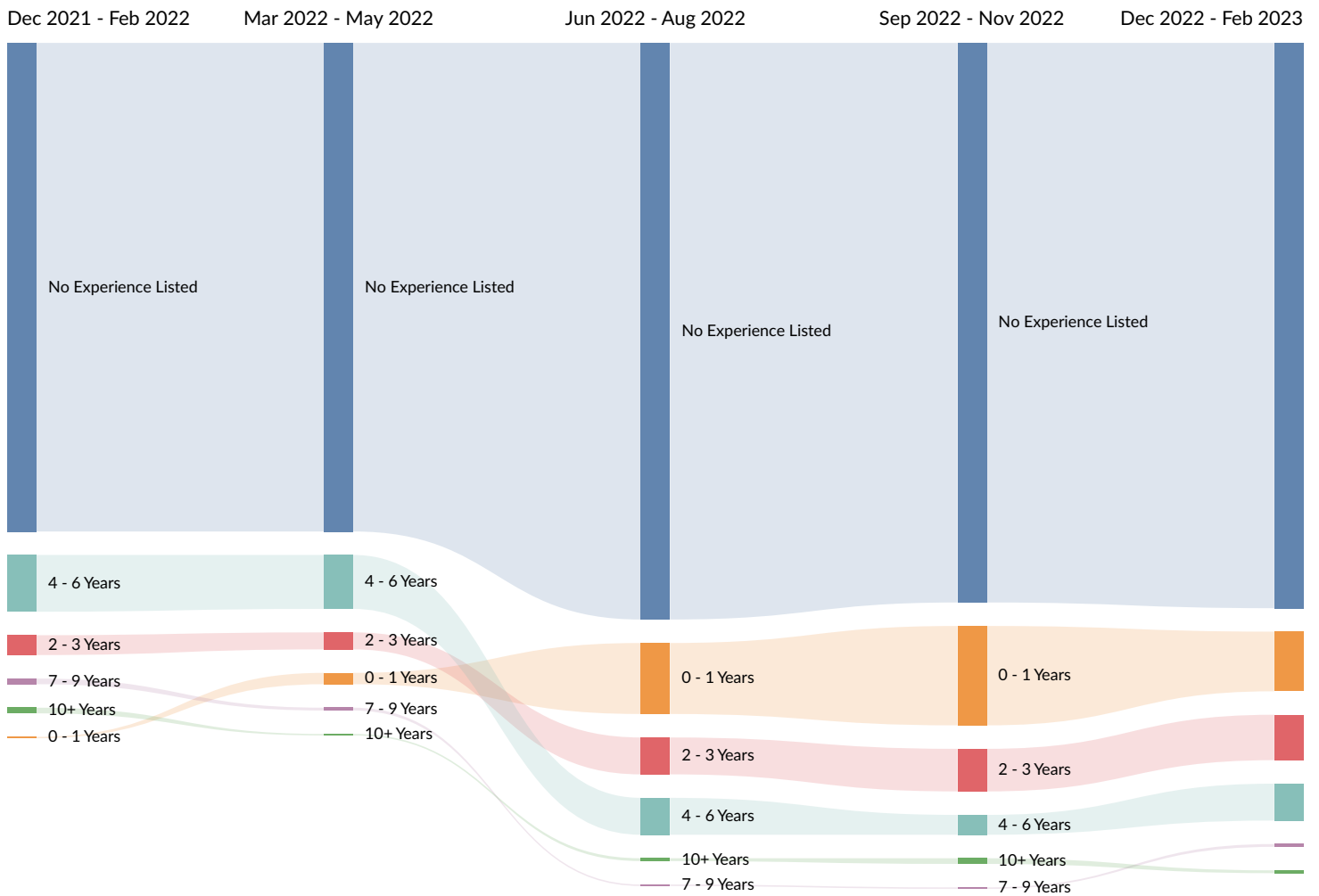
# Skill Trends in Job Postings by Quarter

The chart below captures the postings trend for the top 15 skills posted for based on your filters.



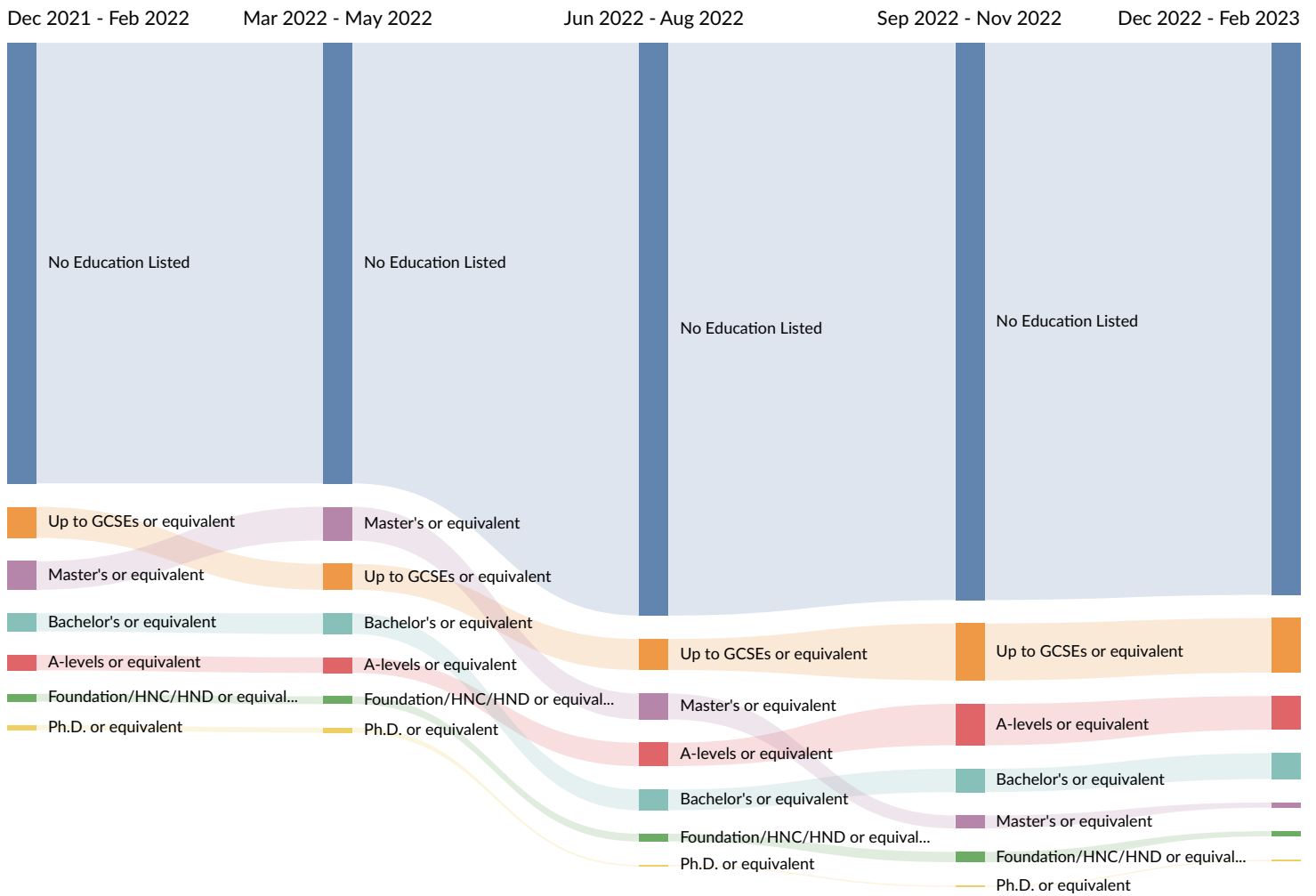
# Minimum Experience Requirement Trends in Job Postings by Quarter

The chart below captures the trend for the experience requirements by quarter shown in postings in your region based on your filters.



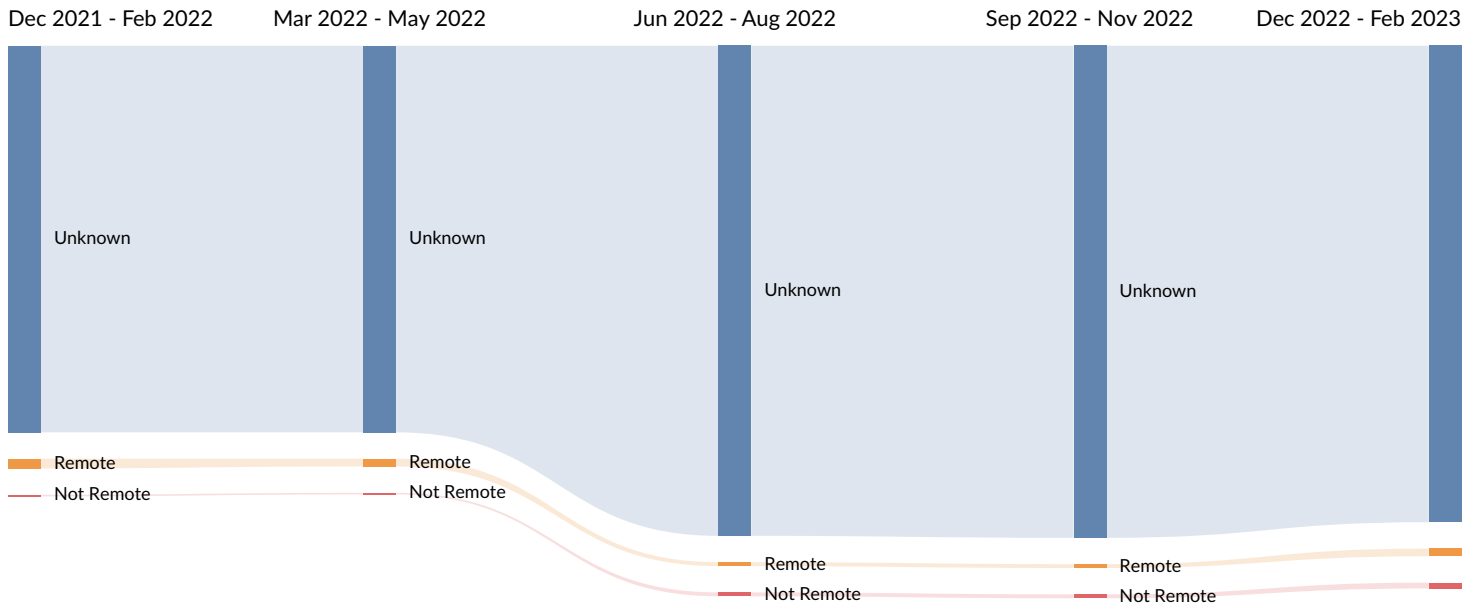
# Educational Requirement Trends in Job Postings by Quarter

The chart below captures the quarterly trend for the educational requirements shown in postings in your region based on your filters.

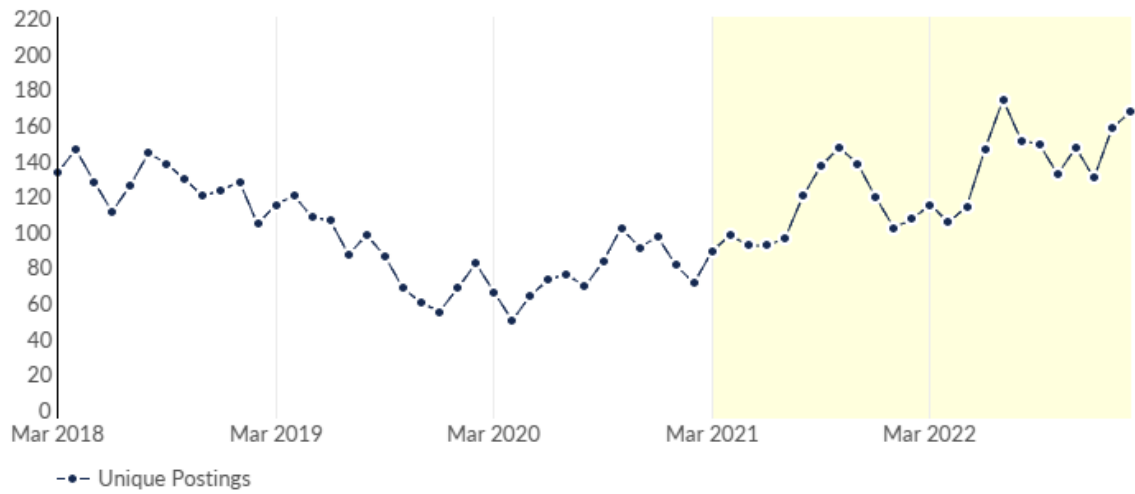


# Remote Trends in Job Postings by Quarter

The chart below captures the remote posting trends based on your filters.

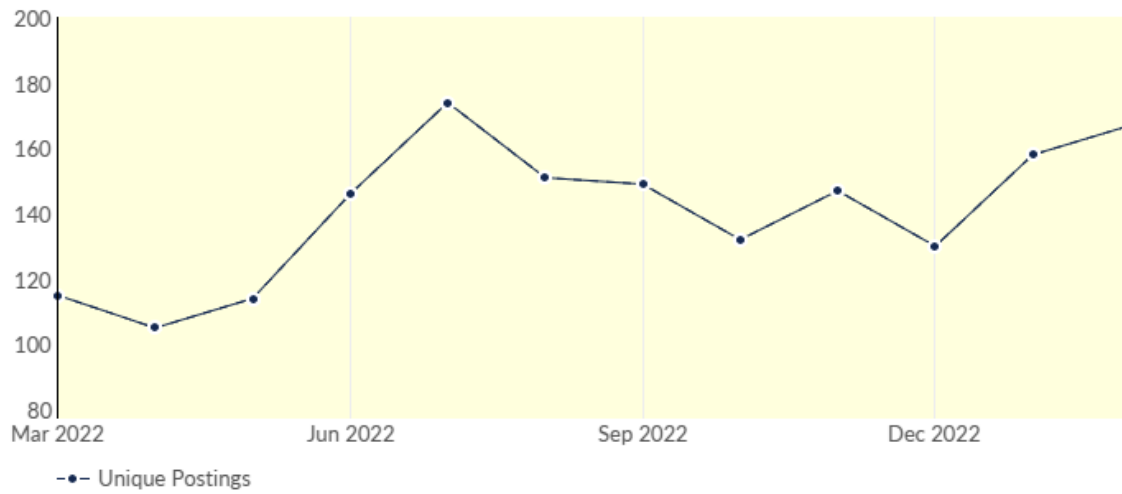


# Unique Postings Trend



Month	Unique Postings	Posting Intensity
Feb 2023	167	4 : 1
Jan 2023	158	4 : 1
Dec 2022	130	5 : 1
Nov 2022	147	5 : 1
Oct 2022	132	5 : 1
Sep 2022	149	4 : 1
Aug 2022	151	5 : 1
Jul 2022	174	4 : 1
Jun 2022	146	5 : 1
May 2022	114	5 : 1
Apr 2022	105	5 : 1
Mar 2022	115	4 : 1

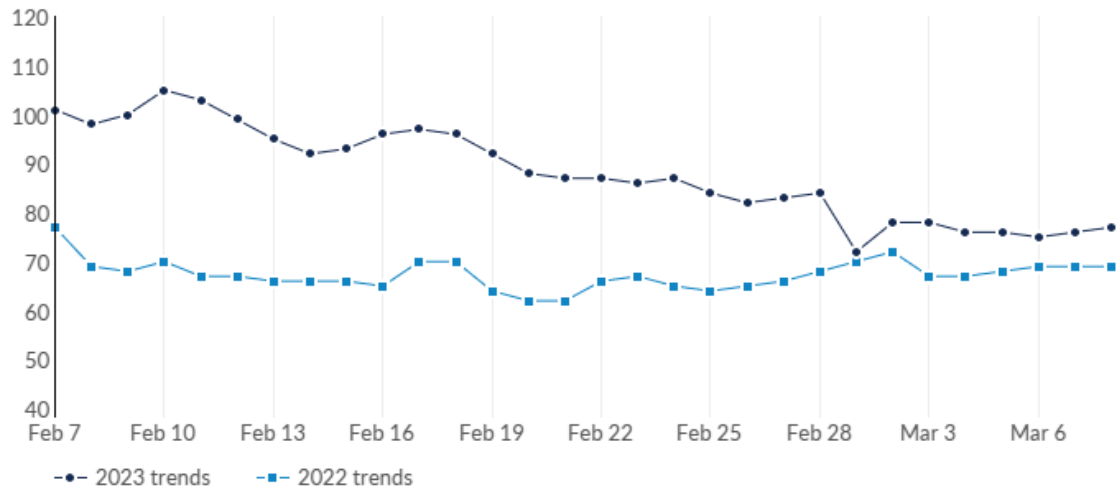
## Unique Postings Trend



Month	Unique Postings	Posting Intensity
Feb 2023	167	4 : 1
Jan 2023	158	4 : 1
Dec 2022	130	5 : 1
Nov 2022	147	5 : 1
Oct 2022	132	5 : 1
Sep 2022	149	4 : 1
Aug 2022	151	5 : 1
Jul 2022	174	4 : 1
Jun 2022	146	5 : 1
May 2022	114	5 : 1
Apr 2022	105	5 : 1
Mar 2022	115	4 : 1

# Unique Postings Trend

This view displays the most recent 30 days of job postings activity to show near-term trends. It does not reflect your timeframe.

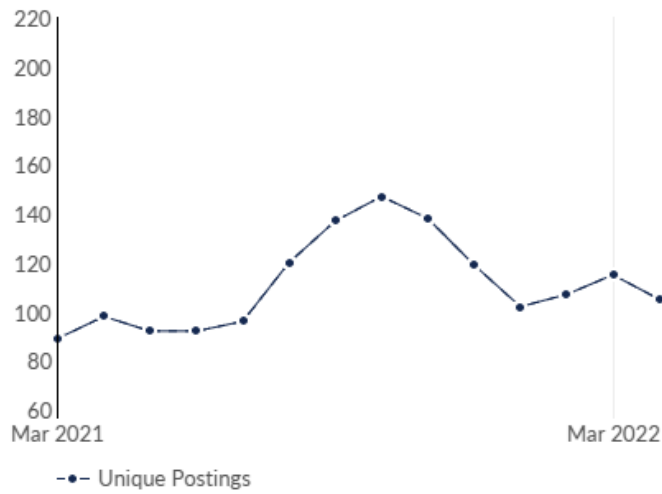


Day	Unique Postings	Last Year's Unique Postings	% Change
February 7, 2023	101	77	+31.2%
February 8, 2023	98	69	+42.0%
February 9, 2023	100	68	+47.1%
February 10, 2023	105	70	+50.0%
February 11, 2023	103	67	+53.7%
February 12, 2023	99	67	+47.8%
February 13, 2023	95	66	+43.9%
February 14, 2023	92	66	+39.4%
February 15, 2023	93	66	+40.9%
February 16, 2023	96	65	+47.7%
February 17, 2023	97	70	+38.6%
February 18, 2023	96	70	+37.1%
February 19, 2023	92	64	+43.8%
February 20, 2023	88	62	+41.9%
February 21, 2023	87	62	+40.3%
February 22, 2023	87	66	+31.8%
February 23, 2023	86	67	+28.4%
February 24, 2023	87	65	+33.8%



February 25, 2023	84	64	+31.3%
February 26, 2023	82	65	+26.2%
February 27, 2023	83	66	+25.8%
February 28, 2023	84	68	+23.5%
March 1, 2023	72	70	+2.9%
March 2, 2023	78	72	+8.3%
March 3, 2023	78	67	+16.4%
March 4, 2023	76	67	+13.4%
March 5, 2023	76	68	+11.8%
March 6, 2023	75	69	+8.7%
March 7, 2023	76	69	+10.1%
March 8, 2023	77	69	+11.6%

# Unique Postings Trend



Month	Unique Postings	Posting Intensity
Feb 2023	167	4 : 1
Jan 2023	158	4 : 1
Dec 2022	130	5 : 1
Nov 2022	147	5 : 1
Oct 2022	132	5 : 1
Sep 2022	149	4 : 1
Aug 2022	151	5 : 1
Jul 2022	174	4 : 1
Jun 2022	146	5 : 1
May 2022	114	5 : 1
Apr 2022	105	5 : 1
Mar 2022	115	4 : 1

# Appendix A - Data Sources and Calculations

## Lightcast Job Postings

Job postings are collected from various sources and processed/enriched to provide information such as standardized company name, occupation, skills, and geography.