

# Report Builder

Lightcast Q2 2022 Data Set

March 2023

# Parameters

Select Timeframe: Mar 2021 - Feb 2023

:

## Description

---

Summary

---

Advertised Salary

---

Advertised Wage Trend

---

Regions

---

Skills

---

Certifications

---

Companies

---

## Description

---

Occupations

---

Job Titles

---

Industries

---

Posting Sources

---

Skill Subcategories

---

Trends

---

Timeseries

---

City:

## Description

---

Sandbach, Cheshire East

---

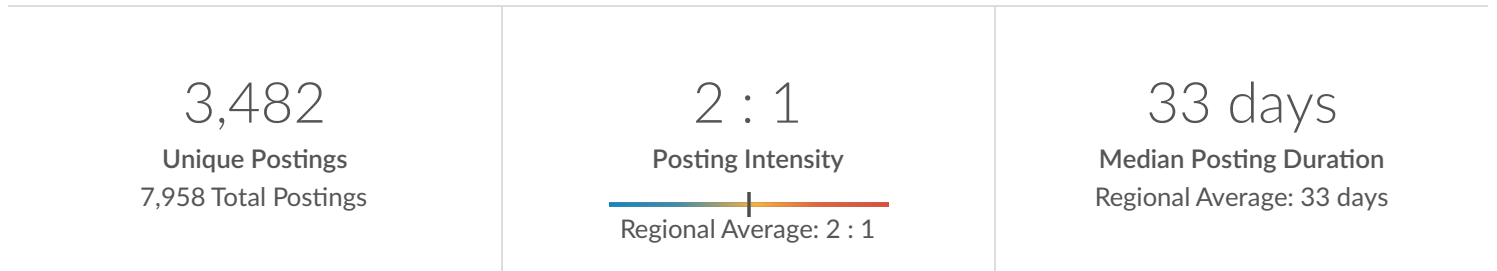
Minimum Experience Required: Any

Education Level: Any

Keyword Search:

Posting Type: Active Postings

## Job Postings Summary



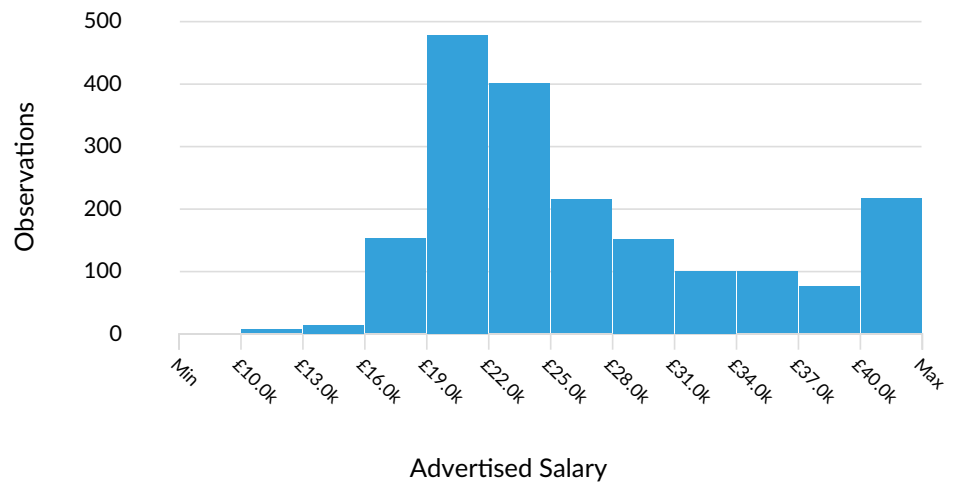
There were 7,958 total job postings for your selection from March 2021 to February 2023, of which 3,482 were unique. These numbers give us a Posting Intensity of 2-to-1, meaning that for every 2 postings there is 1 unique job posting.

This is close to the Posting Intensity for all other occupations and companies in the region (2-to-1), indicating that they are putting average effort toward hiring for this position.

## Advertised Salary

There are 1,903 advertised salary observations (55% of the 3,482 matching postings).

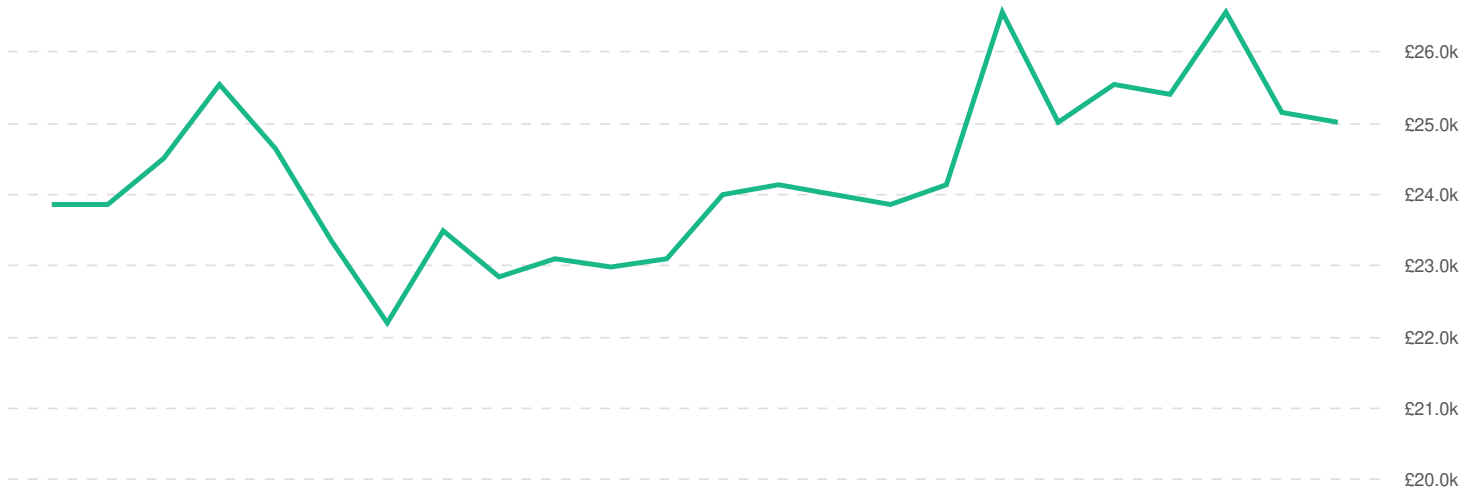
£24.0k  
Median Advertised Salary



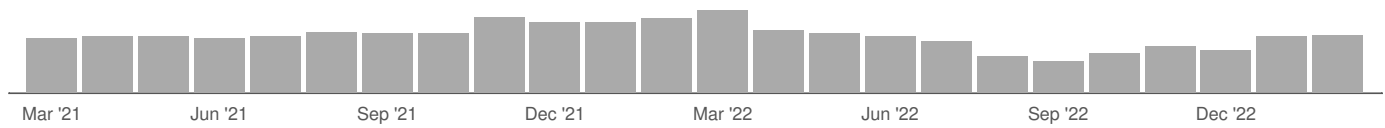
# Advertised Wage Trend

▲ 4.8% Mar 2021 - Feb 2023

£24.0k Median



1,904 Job Postings




## Top Cities Posting

| City                    | Total/Unique (Mar 2021 - Feb 2023) | Posting Intensity | Median Posting Duration |
|-------------------------|------------------------------------|-------------------|-------------------------|
| Sandbach, Cheshire East | 7,958 / 3,482                      | 2 : 1             | 33 days                 |


## Top Local Authorities Posting

| Local Authority | Total/Unique (Mar 2021 - Feb 2023) | Posting Intensity | Median Posting Duration |
|-----------------|------------------------------------|-------------------|-------------------------|
| Cheshire East   | 7,958 / 3,482                      | 2 : 1             | 33 days                 |


## Top County/Unitary Authorities Posting

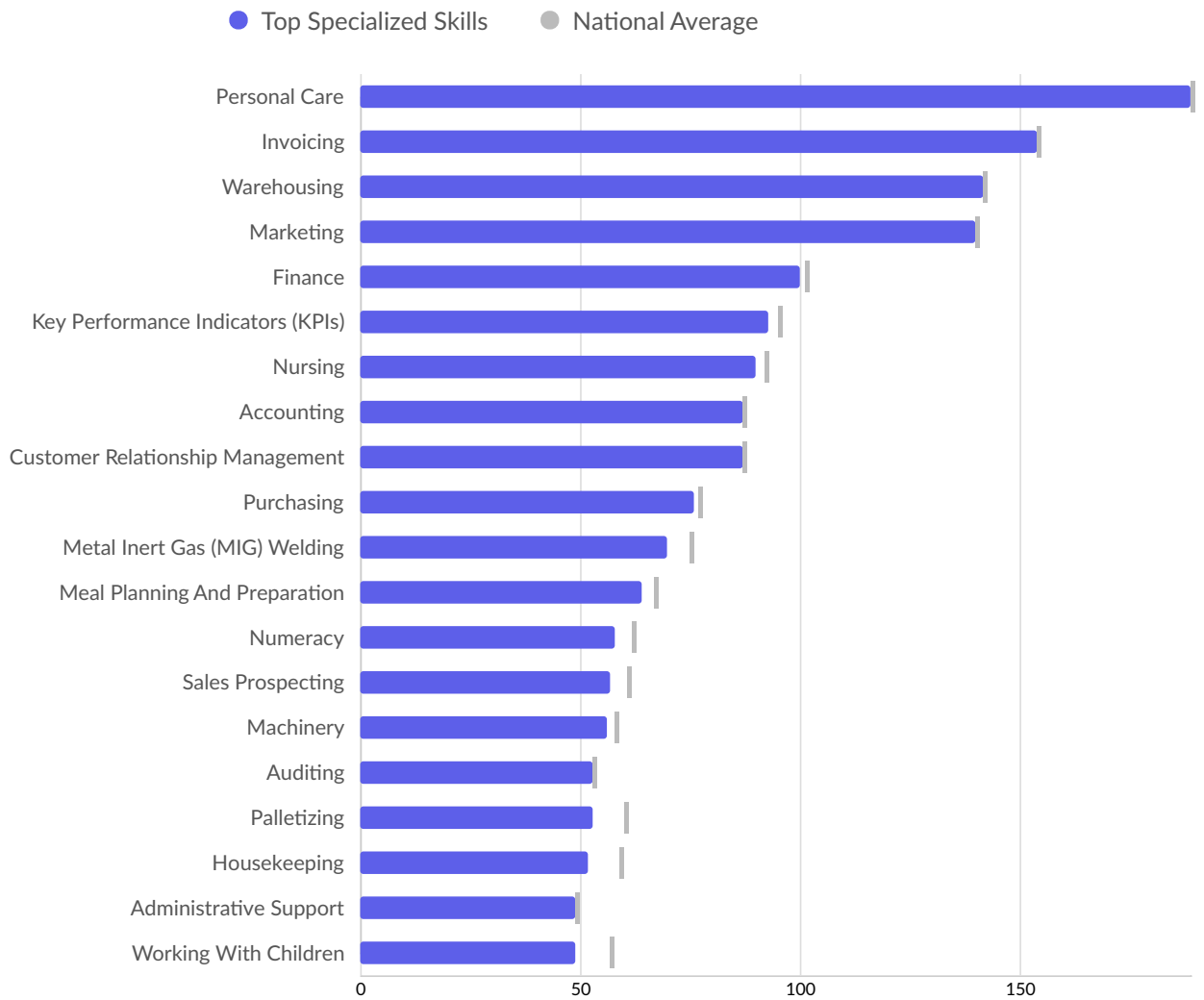
| County/Unitary Authority | Total/Unique (Mar 2021 - Feb 2023) | Posting Intensity   | Median Posting Duration |
|--------------------------|------------------------------------|---|-------------------------|
| Cheshire East            | 7,958 / 3,482                      | 2 : 1  | 33 days                 |

## Top Gov't Office Regions Posting

| Gov't Office Region | Total/Unique (Mar 2021 - Feb 2023) | Posting Intensity   | Median Posting Duration |
|---------------------|------------------------------------|---|-------------------------|
| North West          | 7,958 / 3,482                      | 2 : 1  | 33 days                 |

## Top Countries Posting

| Country | Total/Unique (Mar 2021 - Feb 2023) | Posting Intensity   | Median Posting Duration |
|---------|------------------------------------|---|-------------------------|
| England | 7,958 / 3,482                      | 2 : 1  | 33 days                 |

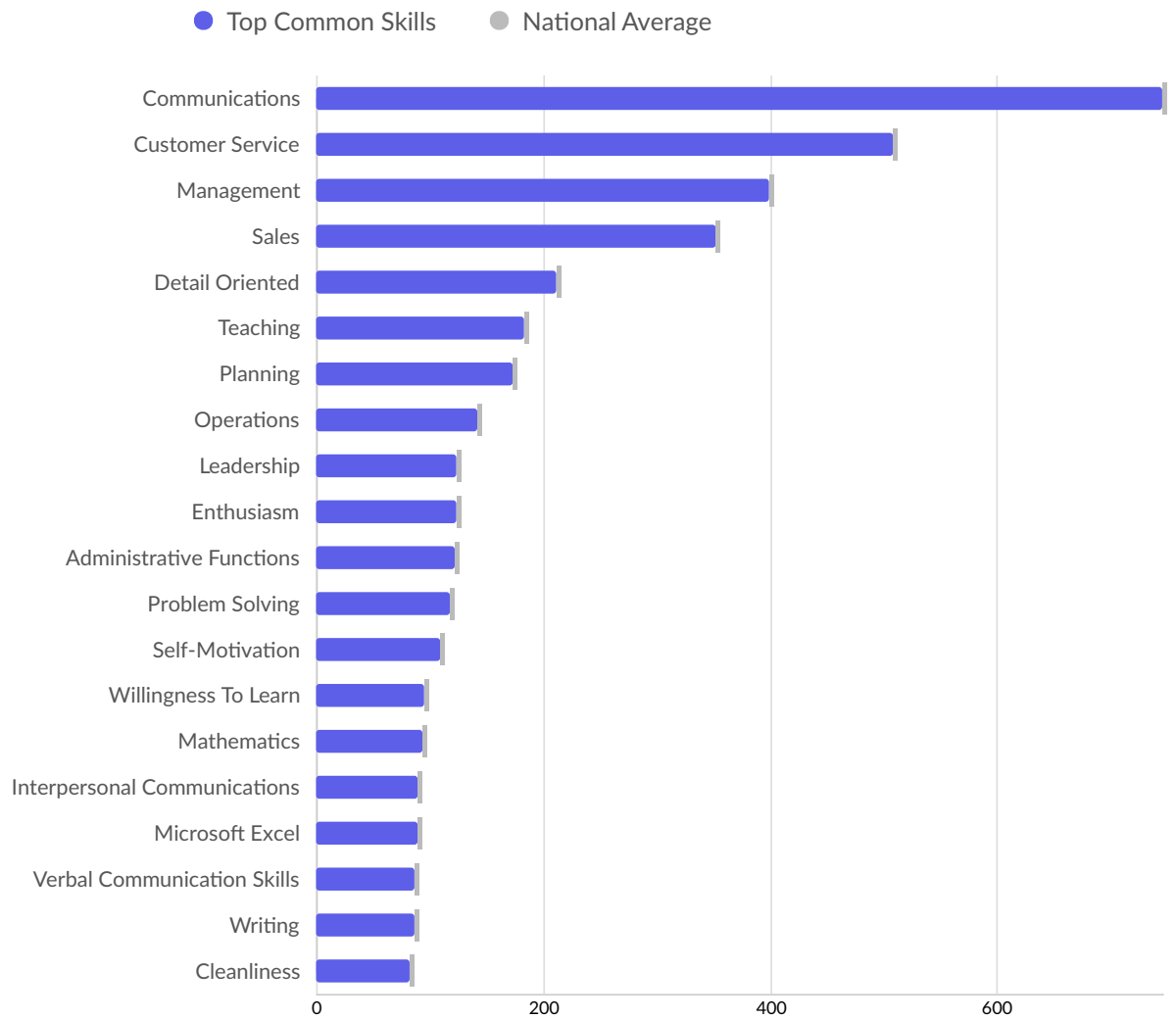


| Top Specialized Skills            | Unique Postings | National Average |
|-----------------------------------|-----------------|------------------|
| Personal Care                     | 189             | 189              |
| Invoicing                         | 154             | 154              |
| Warehousing                       | 142             | 142              |
| Marketing                         | 140             | 140              |
| Finance                           | 100             | 101              |
| Key Performance Indicators (KPIs) | 93              | 95               |
| Nursing                           | 90              | 92               |
| Accounting                        | 87              | 87               |
| Customer Relationship Management  | 87              | 87               |
| Purchasing                        | 76              | 77               |
| Metal Inert Gas (MIG) Welding     | 70              | 75               |
| Meal Planning And Preparation     | 64              | 67               |
| Numeracy                          | 58              | 62               |

---

---

|                        |    |    |
|------------------------|----|----|
| Sales Prospecting      | 57 | 61 |
| Machinery              | 56 | 58 |
| Auditing               | 53 | 53 |
| Palletizing            | 53 | 60 |
| Housekeeping           | 52 | 59 |
| Administrative Support | 49 | 49 |
| Working With Children  | 49 | 57 |



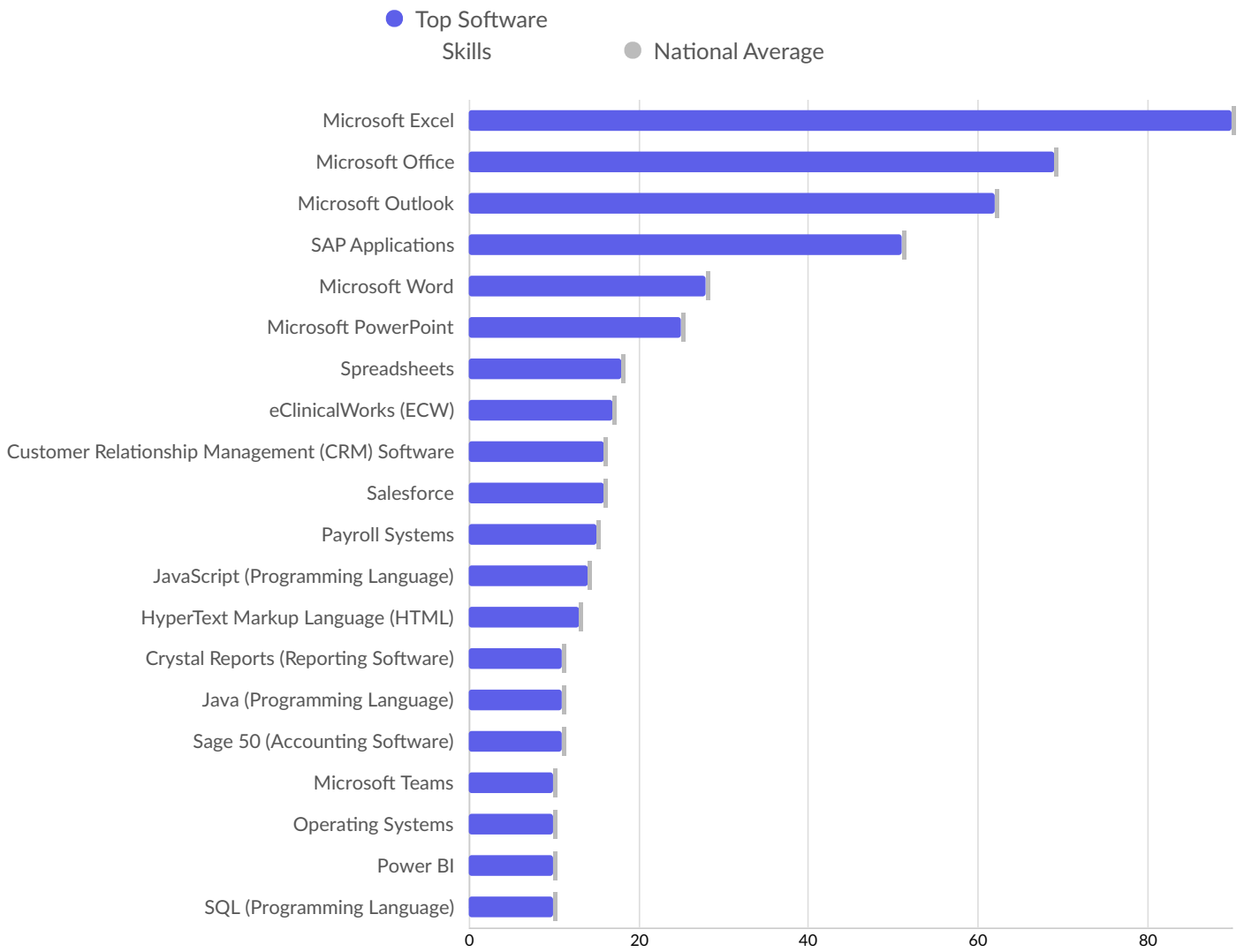
| Top Common Skills        | Unique Postings | National Average |
|--------------------------|-----------------|------------------|
| Communications           | 746             | 746              |
| Customer Service         | 508             | 509              |
| Management               | 399             | 399              |
| Sales                    | 352             | 352              |
| Detail Oriented          | 212             | 212              |
| Teaching                 | 184             | 184              |
| Planning                 | 174             | 174              |
| Operations               | 142             | 142              |
| Leadership               | 124             | 124              |
| Enthusiasm               | 123             | 123              |
| Administrative Functions | 122             | 122              |
| Problem Solving          | 118             | 118              |
| Self-Motivation          | 110             | 110              |



---

---

|                              |    |    |
|------------------------------|----|----|
| Willingness To Learn         | 95 | 95 |
| Mathematics                  | 94 | 94 |
| Interpersonal Communications | 90 | 90 |
| Microsoft Excel              | 90 | 90 |
| Verbal Communication Skills  | 87 | 87 |
| Writing                      | 86 | 87 |
| Cleanliness                  | 83 | 83 |



| Top Software Skills                             | Unique Postings | National Average |
|---|-----------------|------------------|
| Microsoft Excel                                 | 90              | 90               |
| Microsoft Office                                | 69              | 69               |
| Microsoft Outlook                               | 62              | 62               |
| SAP Applications                                | 51              | 51               |
| Microsoft Word                                  | 28              | 28               |
| Microsoft PowerPoint                            | 25              | 25               |
| Spreadsheets                                    | 18              | 18               |
| eClinicalWorks (ECW)                            | 17              | 17               |
| Customer Relationship Management (CRM) Software | 16              | 16               |
| Salesforce                                      | 16              | 16               |
| Payroll Systems                                 | 15              | 15               |
| JavaScript (Programming Language)               | 14              | 14               |
| HyperText Markup Language (HTML)                | 14              | 14               |
| Crystal Reports (Reporting Software)            | 14              | 14               |
| Java (Programming Language)                     | 14              | 14               |
| Sage 50 (Accounting Software)                   | 14              | 14               |
| Microsoft Teams                                 | 14              | 14               |
| Operating Systems                               | 14              | 14               |
| Power BI  | 14              | 14               |
| SQL (Programming Language)                      | 14              | 14               |

|                                      |    |    |
|--------------------------------------|----|----|
| HyperText Markup Language (HTML)     | 13 | 13 |
| Crystal Reports (Reporting Software) | 11 | 11 |
| Java (Programming Language)          | 11 | 11 |
| Sage 50 (Accounting Software)        | 11 | 11 |
| Microsoft Teams                      | 10 | 10 |
| Operating Systems                    | 10 | 10 |
| Power BI                             | 10 | 10 |
| SQL (Programming Language)           | 10 | 10 |

# Top Certifications

|  | Postings with Certification |
|--|-----------------------------|
| Advanced Life Support  | 1                           |
| Association Of Chartered Certified Accountants                                   | 20                          |
| Certificate In English Language Teaching To Adults (CELTA)                       | 1                           |
| Certified Electrical Safety Compliance Professional                              | 8                           |
| Certified Emergency Nurse (CEN)  | 2                           |
| Certified Internet Webmaster   | 6                           |
| Chartered Accountant   | 1                           |
| Chartered Institute For The Management Of Sport And Physical Activity (CIMSPA)   | 2                           |
| Chartered Institute Of Management Accountants (CIMA)                             | 16                          |
| Chartered Institute Of Personnel And Development (CIPD) Certified                | 3                           |
| Chartered Member Of The Chartered Institute Of Personnel And Development (MCIPD) | 4                           |
| CIPD Level 5   | 1                           |
| CIPD Level 7   | 2                           |
| Cisco Certified Network Associate  | 3                           |
| CompTIA A+   | 3                           |
| CompTIA Certification  | 1                           |
| CompTIA Cloud+   | 1                           |
| CompTIA IT Fundamentals (ITF+)   | 1                           |
| CompTIA Linux+   | 2                           |
| CompTIA Network+   | 3                           |
| CompTIA Security+  | 1                           |
| CompTIA Server+  | 1                           |
| CSCS Card  | 82                          |
| Engineer in Training   | 2                           |
| First Aid Certification  | 4                           |
| Functional Skills Qualification  | 20                          |
| Licensed Practical Nurse (LPN)   | 3                           |
| Microsoft Certified Professional   | 3                           |

|   |    |
|---|----|
| Microsoft Certified Systems Administrator (MCSA)                                | 2  |
| National Examination Board In Occupational Safety And Health (NEBOSH) Certified | 2  |
| NEBOSH Diploma  | 4  |
| Nurse Practitioner (APRN-CNP)   | 9  |
| Oracle Certified Associate (OCA)  | 4  |
| Pediatric Emergency Assessment Recognition And Stabilization (PEARS)            | 2  |
| Personal Trainer Certification  | 1  |
| Post Graduate Certificate In Education (PGCE)                                   | 19 |
| PRINCE2 (PProjects IN Controlled Environments 2)                                | 4  |
| Project Management Professional Certification                                   | 1  |
| Registered Nurse (RN)   | 56 |
| Security Clearance  | 1  |
| Valid Driver's License  | 17 |

# Top Companies Posting

| Company                       | Total/Unique (Mar 2021 - Feb 2023) | Posting Intensity | Median Posting Duration |
|-------------------------------|------------------------------------|-------------------|-------------------------|
| Cheshire East Council         | 270 / 160                          | 2 : 1             | 32 days                 |
| NHS                           | 467 / 87                           | 5 : 1             | 35 days                 |
| Adecco                        | 164 / 83                           | 2 : 1             | 32 days                 |
| Reed                          | 193 / 83                           | 2 : 1             | 36 days                 |
| Roadchef                      | 167 / 59                           | 3 : 1             | 33 days                 |
| Academics                     | 147 / 58                           | 3 : 1             | 32 days                 |
| Constructive Resources        | 95 / 55                            | 2 : 1             | 41 days                 |
| Simply Education              | 102 / 50                           | 2 : 1             | 30 days                 |
| Pertemps Network              | 97 / 46                            | 2 : 1             | 34 days                 |
| Essential Employment          | 74 / 44                            | 2 : 1             | 37 days                 |
| Cera Care                     | 265 / 42                           | 6 : 1             | 16 days                 |
| Alternative Futures Group Ltd | 54 / 38                            | 1 : 1             | 33 days                 |
| Amazon                        | 258 / 38                           | 7 : 1             | 16 days                 |
| Maid2Clean                    | 47 / 37                            | 1 : 1             | 20 days                 |
| Blue Arrow                    | 48 / 33                            | 1 : 1             | 35 days                 |
| Ideal Carehomes Limited       | 146 / 33                           | 4 : 1             | 21 days                 |
| Co-operative Group            | 61 / 31                            | 2 : 1             | 23 days                 |
| McDonald's                    | 58 / 30                            | 2 : 1             | 12 days                 |
| Meridian Business Support     | 69 / 27                            | 3 : 1             | 60 days                 |
| ALDI                          | 47 / 26                            | 2 : 1             | 15 days                 |
| Brunning And Price Ltd        | 46 / 26                            | 2 : 1             | 29 days                 |
| Hays                          | 57 / 24                            | 2 : 1             | 34 days                 |
| Roadchef Motorways Limited    | 97 / 21                            | 5 : 1             | n/a                     |
| Jenrick Engineering Limited   | 64 / 20                            | 3 : 1             | 41 days                 |
| Iceland Foods                 | 32 / 18                            | 2 : 1             | 18 days                 |
| Safeguard Global              | 24 / 18                            | 1 : 1             | n/a                     |

|                               |         |       |  |         |
|-------------------------------|---------|-------|--|---------|
| Sandbach School               | 23 / 18 | 1 : 1 |  | 24 days |
| Integra People                | 34 / 17 | 2 : 1 |  | 46 days |
| Leonard Cheshire Disability   | 34 / 17 | 2 : 1 |  | 38 days |
| Hill House                    | 43 / 16 | 3 : 1 |  | 32 days |
| @Work International           | 41 / 15 | 3 : 1 |  | 39 days |
| Sodexo                        | 49 / 15 | 3 : 1 |  | 28 days |
| Absolute Commercial           | 29 / 13 | 2 : 1 |  | 37 days |
| Gradion Services Ltd          | 30 / 12 | 3 : 1 |  | 25 days |
| Leonard Cheshire              | 35 / 10 | 4 : 1 |  | 39 days |
| Ms Logistics                  | 16 / 10 | 2 : 1 |  | 36 days |
| Psr Solutions                 | 24 / 10 | 2 : 1 |  | 34 days |
| Whsmith                       | 30 / 10 | 3 : 1 |  | n/a     |
| Absolute Solutions Group      | 10 / 9  | 1 : 1 |  | 60 days |
| Community Integrated Care     | 12 / 9  | 1 : 1 |  | 36 days |
| Cordant People                | 14 / 9  | 2 : 1 |  | 29 days |
| Driver Hire Group Services    | 14 / 9  | 2 : 1 |  | 47 days |
| Home Instead                  | 16 / 9  | 2 : 1 |  | 19 days |
| Randstad                      | 19 / 9  | 2 : 1 |  | 24 days |
| Absolute Health Care          | 23 / 8  | 3 : 1 |  | 25 days |
| Driver Hire Crewe Limited     | 13 / 8  | 2 : 1 |  | 23 days |
| Greggs                        | 11 / 8  | 1 : 1 |  | 20 days |
| ManpowerGroup                 | 14 / 8  | 2 : 1 |  | 38 days |
| P M Resources                 | 11 / 8  | 1 : 1 |  | 39 days |
| Sugarman Health And Wellbeing | 62 / 8  | 8 : 1 |  | 37 days |

# Top Posted Occupations

| Occupation                                    | Total/Unique (Mar 2021 - Feb 2023) | Posting Intensity | Median Posting Duration |
|---|------------------------------------|-------------------|-------------------------|
| Care assistant                                | 553 / 141                          | 4 : 1             | 36 days                 |
| Caregiver / Personal Care Aide                | 370 / 139                          | 3 : 1             | 33 days                 |
| General cleaner                               | 232 / 135                          | 2 : 1             | 23 days                 |
| Office / Administrative Assistant             | 209 / 134                          | 2 : 1             | 34 days                 |
| Welder / Solderer                             | 344 / 133                          | 3 : 1             | 35 days                 |
| Registered General Nurse (RGN)                | 851 / 127                          | 7 : 1             | 42 days                 |
| Teaching Assistant                            | 226 / 114                          | 2 : 1             | 32 days                 |
| Labourer / Material Handler                   | 259 / 81                           | 3 : 1             | 34 days                 |
| Customer Service Representative               | 173 / 80                           | 2 : 1             | 31 days                 |
| Food Service Team Member                      | 171 / 79                           | 2 : 1             | 27 days                 |
| Account Manager / Representative              | 125 / 73                           | 2 : 1             | 31 days                 |
| Bookkeeper / Accounting Clerk                 | 131 / 69                           | 2 : 1             | 35 days                 |
| Construction Helper / Worker                  | 112 / 68                           | 2 : 1             | 40 days                 |
| Retail Sales Associate                        | 161 / 61                           | 3 : 1             | 21 days                 |
| Nursery nurses, assistants and playworkers    | 116 / 56                           | 2 : 1             | 33 days                 |
| Sales Assistant                               | 71 / 46                            | 2 : 1             | 39 days                 |
| Delivery Driver                               | 88 / 46                            | 2 : 1             | 42 days                 |
| Sales Representative                          | 93 / 43                            | 2 : 1             | 25 days                 |
| Manufacturing Machine Operator                | 73 / 41                            | 2 : 1             | 52 days                 |
| Human Resources / Labour Relations Specialist | 84 / 40                            | 2 : 1             | 32 days                 |
| Nursing Assistant / Healthcare Assistant      | 142 / 36                           | 4 : 1             | 33 days                 |
| Credit Analyst / Authoriser                   | 69 / 32                            | 2 : 1             | 29 days                 |
| Chef  | 42 / 31                            | 1 : 1             | 33 days                 |
| Primary School Teacher                        | 79 / 30                            | 3 : 1             | 37 days                 |
| Receptionist                                  | 56 / 30                            | 2 : 1             | 35 days                 |



|  |         |       |   |         |
|--|---------|-------|---|---------|
| Production Worker                        | 56 / 30 | 2 : 1 |    | 29 days |
| Security Officer                         | 66 / 28 | 2 : 1 |    | 23 days |
| Janitor / Cleaner                        | 58 / 28 | 2 : 1 |    | 29 days |
| Retail Store Manager / Supervisor        | 48 / 28 | 2 : 1 |    | 28 days |
| Project Manager                          | 40 / 26 | 2 : 1 |    | 22 days |
| Press / Press Brake Operator             | 82 / 26 | 3 : 1 |    | 38 days |
| Lawyer                                   | 39 / 25 | 2 : 1 |    | 40 days |
| Painter                                  | 40 / 24 | 2 : 1 |    | 37 days |
| Production Supervisor                    | 52 / 24 | 2 : 1 |    | 26 days |
| Accountant                               | 46 / 21 | 2 : 1 |    | 36 days |
| Warehouse / Inventory Associate          | 46 / 20 | 2 : 1 |    | 24 days |
| Assistant Care Worker                    | 60 / 19 | 3 : 1 |    | 31 days |
| Quality Control Analyst                  | 46 / 18 | 3 : 1 |    | 50 days |
| Senior Administrator                     | 38 / 18 | 2 : 1 |  | 36 days |
| Personal Financial Advisors              | 38 / 17 | 2 : 1 |  | 43 days |
| Family / School / General Social Worker  | 19 / 16 | 1 : 1 |  | 22 days |
| Kitchen Staff                            | 28 / 16 | 2 : 1 |  | 32 days |
| Coating / Painting Worker                | 40 / 16 | 3 : 1 |  | 35 days |
| Healthcare Manager                       | 37 / 15 | 2 : 1 |  | 21 days |
| HGV / LGV Class 2 Driver                 | 35 / 15 | 2 : 1 |  | 42 days |
| Nursing Home / Home Health Administrator | 22 / 14 | 2 : 1 |  | 38 days |
| Recreation / Activities Worker           | 29 / 14 | 2 : 1 |  | 27 days |
| Real Estate Agent / Broker               | 65 / 14 | 5 : 1 |  | 28 days |
| Sales Manager                            | 19 / 13 | 1 : 1 |  | 42 days |
| Financial Analyst                        | 18 / 13 | 1 : 1 |  | 26 days |







# Top Posted Job Titles

| Job Title               | Total/Unique (Mar 2021 - Feb 2023) | Posting Intensity  | Median Posting Duration |
|-------------------------|------------------------------------|--|-------------------------|
| Support Workers         | 211 / 88                           | 2 : 1     | 34 days                 |
| Care Assistants         | 157 / 54                           | 3 : 1     | 33 days                 |
| Cleaners                | 103 / 49                           | 2 : 1     | 35 days                 |
| Staff Nurses            | 365 / 44                           | 8 : 1     | 51 days                 |
| Groundworkers           | 59 / 38                            | 2 : 1     | 40 days                 |
| Health Care Assistants  | 84 / 32                            | 3 : 1     | 41 days                 |
| Welders/Fabricators     | 66 / 32                            | 2 : 1     | 35 days                 |
| Teaching Assistants     | 70 / 31                            | 2 : 1     | 27 days                 |
| Warehouse Operatives    | 88 / 29                            | 3 : 1     | 28 days                 |
| Account Assistants      | 43 / 28                            | 2 : 1     | 31 days                 |
| Primary Teachers        | 66 / 28                            | 2 : 1     | 37 days                 |
| Credit Controllers      | 55 / 26                            | 2 : 1    | 29 days                 |
| Labourers               | 51 / 25                            | 2 : 1   | 34 days                 |
| Night Nurses            | 234 / 23                           | 10 : 1  | 45 days                 |
| Administrators          | 30 / 21                            | 1 : 1   | 19 days                 |
| Forklift Drivers        | 47 / 21                            | 2 : 1   | 36 days                 |
| Lawyers                 | 32 / 21                            | 2 : 1   | 42 days                 |
| Luxury Home Specialists | 131 / 21                           | 6 : 1   | 36 days                 |
| MIG Welders             | 74 / 21                            | 4 : 1   | 41 days                 |
| SEN Teaching Assistants | 34 / 21                            | 2 : 1   | 33 days                 |
| Registered Nurses       | 58 / 20                            | 3 : 1   | 38 days                 |
| Robot Operators         | 56 / 20                            | 3 : 1   | 35 days                 |
| Team Members            | 50 / 20                            | 3 : 1   | 31 days                 |
| Assembly Operators      | 41 / 18                            | 2 : 1   | 23 days                 |
| CSCS Labourers          | 34 / 18                            | 2 : 1   | 49 days                 |
| Nursery Assistants      | 40 / 18                            | 2 : 1   | 33 days                 |

|                              |         |       |  |         |
|------------------------------|---------|-------|--|---------|
| Laser Operators              | 30 / 17 | 2 : 1 |  | 60 days |
| Press Brake Operators        | 59 / 17 | 3 : 1 |  | 38 days |
| 360 Operators                | 25 / 16 | 2 : 1 |  | 45 days |
| Fulfillment Associates       | 86 / 16 | 5 : 1 |  | 21 days |
| Apprentices                  | 23 / 15 | 2 : 1 |  | 36 days |
| Home Care Assistants         | 84 / 15 | 6 : 1 |  | 39 days |
| Human Resources Officers     | 30 / 15 | 2 : 1 |  | 37 days |
| Sales Administrators         | 21 / 15 | 1 : 1 |  | 39 days |
| Night Assistants             | 43 / 14 | 3 : 1 |  | 24 days |
| Nursery Nurses               | 32 / 14 | 2 : 1 |  | 33 days |
| Account Handlers             | 18 / 13 | 1 : 1 |  | 53 days |
| Crew Members                 | 28 / 13 | 2 : 1 |  | 12 days |
| Customer Service Assistants  | 31 / 13 | 2 : 1 |  | 26 days |
| Kitchen Assistants           | 25 / 13 | 2 : 1 |  | 32 days |
| Purchase Ledger Clerks       | 27 / 13 | 2 : 1 |  | 13 days |
| Cleaning Operatives          | 31 / 12 | 3 : 1 |  | 29 days |
| Domestic Cleaners            | 15 / 12 | 1 : 1 |  | 20 days |
| New Homes Sales Coordinators | 27 / 12 | 2 : 1 |  | 19 days |
| Nursery Practitioners        | 25 / 12 | 2 : 1 |  | 31 days |
| Office Administrators        | 25 / 12 | 2 : 1 |  | 30 days |
| Personal Care Assistants     | 55 / 12 | 5 : 1 |  | n/a     |
| Communications Officers      | 15 / 11 | 1 : 1 |  | 51 days |
| Customer Service Advisors    | 22 / 11 | 2 : 1 |  | 34 days |
| Management Accountants       | 30 / 11 | 3 : 1 |  | 36 days |

# Top Industries

|   | Total/Unique (Mar 2021 - Feb 2023) | Posting Intensity | Median Posting Duration |
|---|------------------------------------|-------------------|-------------------------|
| Employment Activities   | 1,936 / 896                        | 2 : 1             | 35 days                 |
| Human Health Activities   | 843 / 207                          | 4 : 1             | 34 days                 |
| Public Administration and Defence; Compulsory Social Security               | 285 / 171                          | 2 : 1             | 31 days                 |
| Retail Trade, Except of Motor Vehicles and Motorcycles                      | 357 / 147                          | 2 : 1             | 18 days                 |
| Activities of Head Offices; Management Consultancy Activities               | 242 / 103                          | 2 : 1             | 35 days                 |
| Food and Beverage Service Activities  | 165 / 80                           | 2 : 1             | 28 days                 |
| Residential Care Activities   | 251 / 73                           | 3 : 1             | 21 days                 |
| Services to Buildings and Landscape Activities                              | 77 / 62                            | 1 : 1             | 22 days                 |
| Education   | 93 / 53                            | 2 : 1             | 23 days                 |
| Social Work Activities Without Accommodation                                | 103 / 50                           | 2 : 1             | 38 days                 |
| Warehousing and Support Activities for Transportation                       | 264 / 43                           | 6 : 1             | 23 days                 |
| Real Estate Activities  | 90 / 38                            | 2 : 1             | 25 days                 |
| Computer Programming, Consultancy and Related Activities                    | 67 / 32                            | 2 : 1             | 32 days                 |
| Office Administrative, Office Support and Other Business Support Activities | 70 / 32                            | 2 : 1             | 33 days                 |
| Security and Investigation Activities                                       | 41 / 24                            | 2 : 1             | 44 days                 |
| Other Personal Service Activities   | 36 / 23                            | 2 : 1             | 33 days                 |
| Legal and Accounting Activities   | 29 / 22                            | 1 : 1             | n/a                     |
| Financial Service Activities, Except Insurance and Pension Funding          | 27 / 17                            | 2 : 1             | 31 days                 |
| Land Transport and Transport Via Pipelines                                  | 24 / 15                            | 2 : 1             | 13 days                 |
| Wholesale Trade, Except of Motor Vehicles and Motorcycles                   | 32 / 14                            | 2 : 1             | 45 days                 |
| Manufacture of Machinery and Equipment n.e.c.                               | 16 / 13                            | 1 : 1             | 46 days                 |
| Construction of Buildings   | 16 / 13                            | 1 : 1             | 32 days                 |
| Manufacture of Food Products  | 16 / 12                            | 1 : 1             | 44 days                 |
| Manufacture of Computer, Electronic and Optical Products                    | 15 / 11                            | 1 : 1             | 28 days                 |
| Accommodation   | 28 / 11                            | 3 : 1             | 60 days                 |
| Activities Auxiliary to Financial Services and Insurance Activities         | 16 / 10                            | 2 : 1             | 41 days                 |
| Other Professional, Scientific and Technical Activities                     | 14 / 9                             | 2 : 1             | 60 days                 |
| Manufacture of Fabricated Metal Products, Except Machinery and Equipment    | 12 / 8                             | 2 : 1             | 32 days                 |

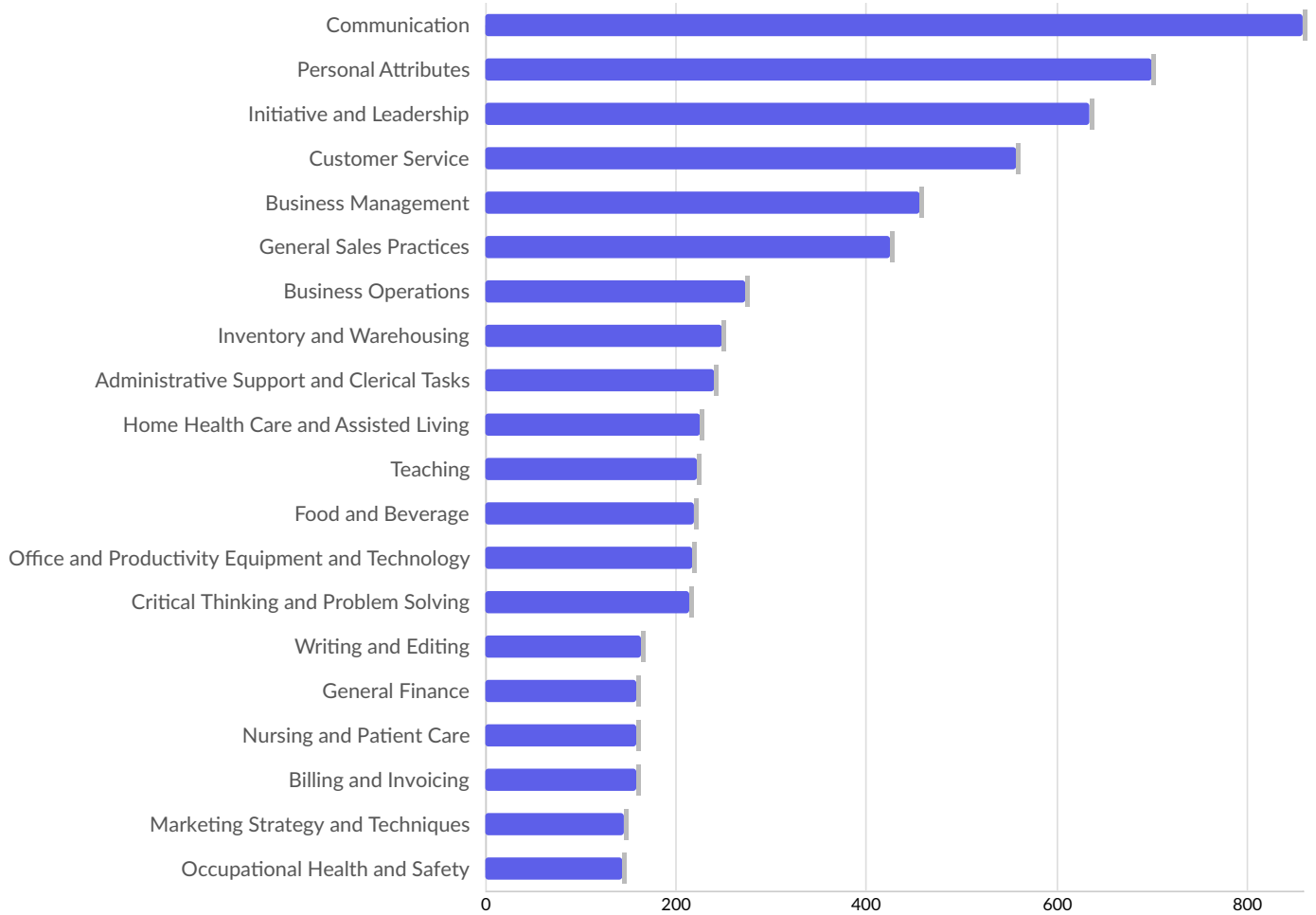
|   |        |       |   |         |
|---|--------|-------|---|---------|
| Rental and Leasing Activities   | 8 / 8  | 1 : 1 |    | 25 days |
| Manufacture of Chemicals and Chemical Products                                | 14 / 7 | 2 : 1 |    | 60 days |
| Specialised Construction Activities   | 7 / 7  | 1 : 1 |    | 24 days |
| Other Manufacturing   | 11 / 6 | 2 : 1 |    | 24 days |
| Gambling and Betting Activities   | 20 / 6 | 3 : 1 |    | 28 days |
| Manufacture of Rubber and Plastic Products                                    | 5 / 5  | 1 : 1 |    | 22 days |
| Repair and Installation of Machinery and Equipment                            | 4 / 4  | 1 : 1 |    | 35 days |
| Wholesale and Retail Trade and Repair of Motor Vehicles and Motorcycles       | 5 / 4  | 1 : 1 |    | 38 days |
| Veterinary Activities   | 4 / 4  | 1 : 1 |    | 19 days |
| Civil Engineering   | 5 / 3  | 2 : 1 |    | n/a     |
| Architectural and Engineering Activities; Technical Testing and Analysis      | 6 / 3  | 2 : 1 |    | n/a     |
| Waste Collection, Treatment and Disposal Activities; Materials Recovery       | 3 / 2  | 2 : 1 |    | n/a     |
| Telecommunications  | 2 / 2  | 1 : 1 |    | 10 days |
| Insurance, Reinsurance and Pension Funding, Except Compulsory Social Security | 2 / 2  | 1 : 1 |   | 26 days |
| Activities of Membership Organisations  | 2 / 2  | 1 : 1 |  | 49 days |
| Manufacture of Basic Pharmaceutical Products and Pharmaceutical Preparations  | 5 / 1  | 5 : 1 |  | n/a     |
| Manufacture of Furniture  | 1 / 1  | 1 : 1 |  | 46 days |
| Postal and Courier Activities   | 2 / 1  | 2 : 1 |  | 11 days |
| Publishing Activities   | 1 / 1  | 1 : 1 |  | 40 days |

# Top Posting Sources

| Website                   | Postings on Website (Mar 2021 - Feb 2023) |
|---------------------------|---|
| dwp.gov.uk                | 693                                       |
| fish4.co.uk               | 475                                       |
| indeed.com                | 432                                       |
| reed.co.uk                | 429                                       |
| starjobsearch.co.uk       | 423                                       |
| careerbuilder.co.uk       | 288                                       |
| cv-library.co.uk          | 224                                       |
| careerjet.co.uk           | 136                                       |
| simplyhired.co.uk         | 130                                       |
| gumtree.com               | 116                                       |
| independent.co.uk         | 112                                       |
| jobmedic.co.uk            | 95  |
| cheshireeast.gov.uk       | 93  |
| engineeringjobs.co.uk     | 76  |
| britishjobs.co.uk         | 64  |
| jobs4network.co.uk        | 64  |
| constructionjobs.co.uk    | 63  |
| carehome.co.uk            | 59  |
| jobs.nhs.uk               | 58  |
| theguardian.com           | 58  |
| jora.com                  | 43  |
| leisurejobs.com           | 40  |
| e4s.co.uk                 | 36  |
| constructiveresources.com | 35  |
| jobisjob.co.uk            | 35  |
| joblift.co.uk             | 35  |
| adecco.co.uk              | 34  |

|                                   |    |
|-----------------------------------|----|
| absol-group.com                   | 31 |
| findapprenticeship.service.gov.uk | 30 |
| healthjobsuk.com                  | 29 |
| bluearrow.co.uk                   | 25 |
| essentiaemploy.co.uk              | 25 |
| roadchef.com                      | 23 |
| adzuna.co.uk                      | 21 |
| reedglobal.com                    | 20 |
| hireonline.co.uk                  | 19 |
| jobrapido.com                     | 18 |
| leonardcheshire.org               | 16 |
| jobserve.com                      | 14 |
| monster.co.uk                     | 14 |
| searchukjobs.com                  | 13 |
| accaglobal.com                    | 12 |
| jobstoday.co.uk                   | 12 |
| tiptopjob.com                     | 12 |
| indeed.co.uk                      | 11 |
| supplychainonline.co.uk           | 11 |
| dejobs.org                        | 9  |
| careerswithcvs.co.uk              | 8  |
| financialrecruitment.biz          | 8  |
| careers4a.com                     | 7  |

● Top Skill Subcategories ● National Average



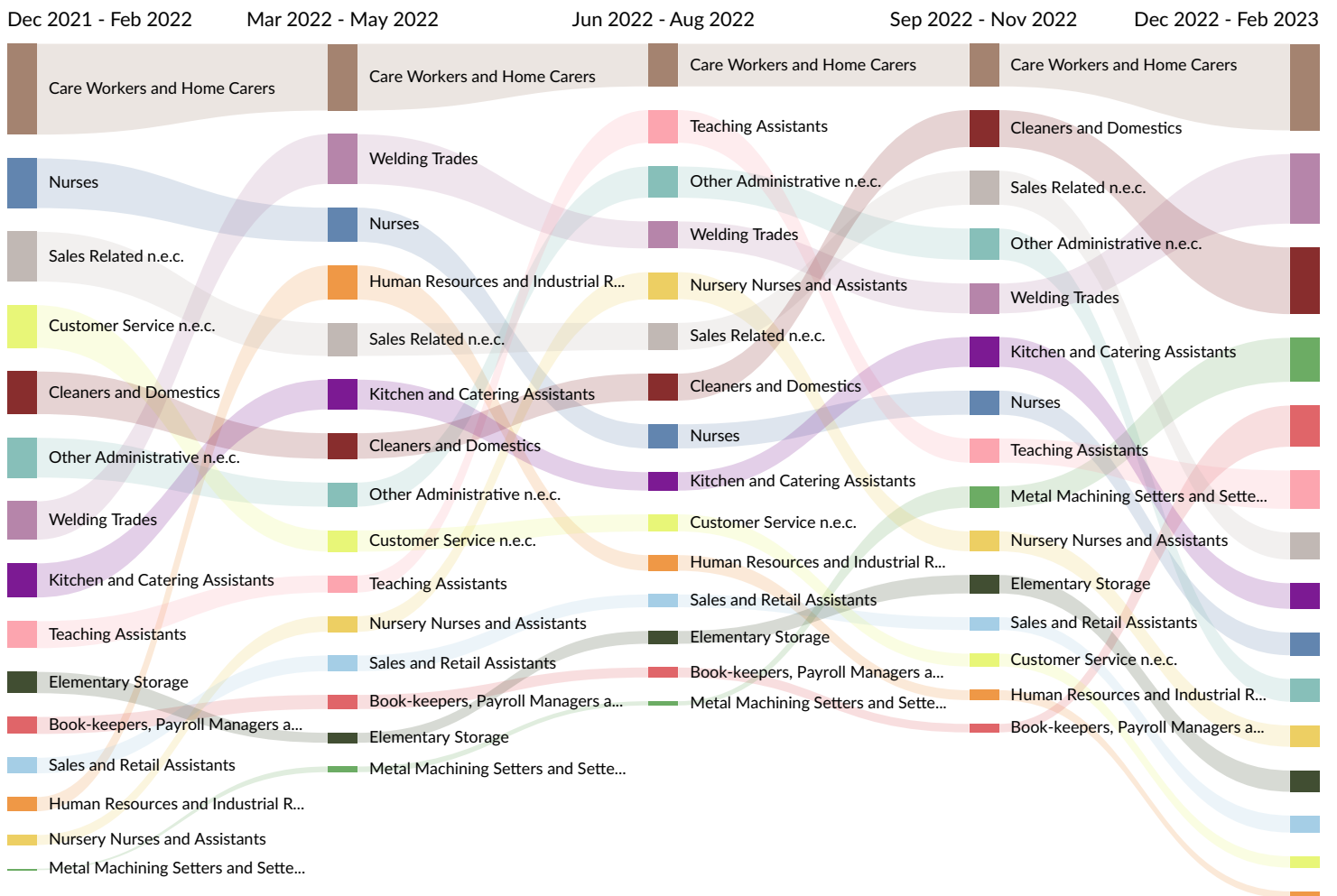
| Top Skill Subcategories                          | Unique Postings | National Average |
|--|-----------------|------------------|
| Communication                                    | 859             | 859              |
| Personal Attributes                              | 701             | 701              |
| Initiative and Leadership                        | 635             | 635              |
| Customer Service                                 | 558             | 558              |
| Business Management                              | 457             | 457              |
| General Sales Practices                          | 426             | 426              |
| Business Operations                              | 274             | 274              |
| Inventory and Warehousing                        | 248             | 248              |
| Administrative Support and Clerical Tasks        | 241             | 241              |
| Home Health Care and Assisted Living             | 226             | 226              |
| Teaching   | 223             | 223              |
| Food and Beverage                                | 219             | 219              |
| Office and Productivity Equipment and Technology | 218             | 218              |



|                                       |     |     |
|---------------------------------------|-----|-----|
| Critical Thinking and Problem Solving | 215 | 215 |
| Writing and Editing                   | 164 | 164 |
| General Finance                       | 159 | 159 |
| Nursing and Patient Care              | 159 | 159 |
| Billing and Invoicing                 | 158 | 158 |
| Marketing Strategy and Techniques     | 145 | 145 |
| Occupational Health and Safety        | 144 | 144 |

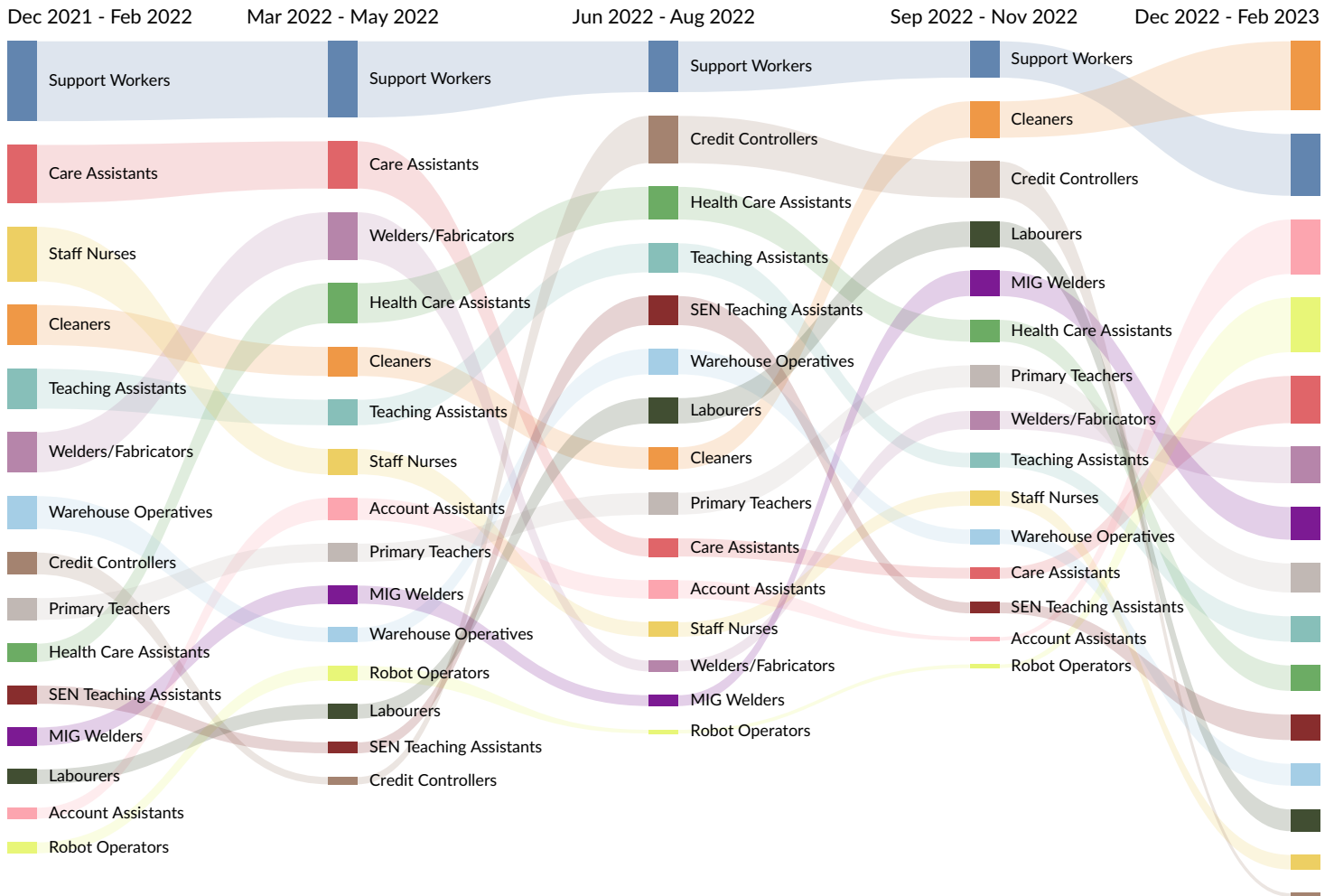
## Occupation Trends in Job Postings by Quarter

The chart below captures the postings trend for the top 15 occupations posted for based on your filters.



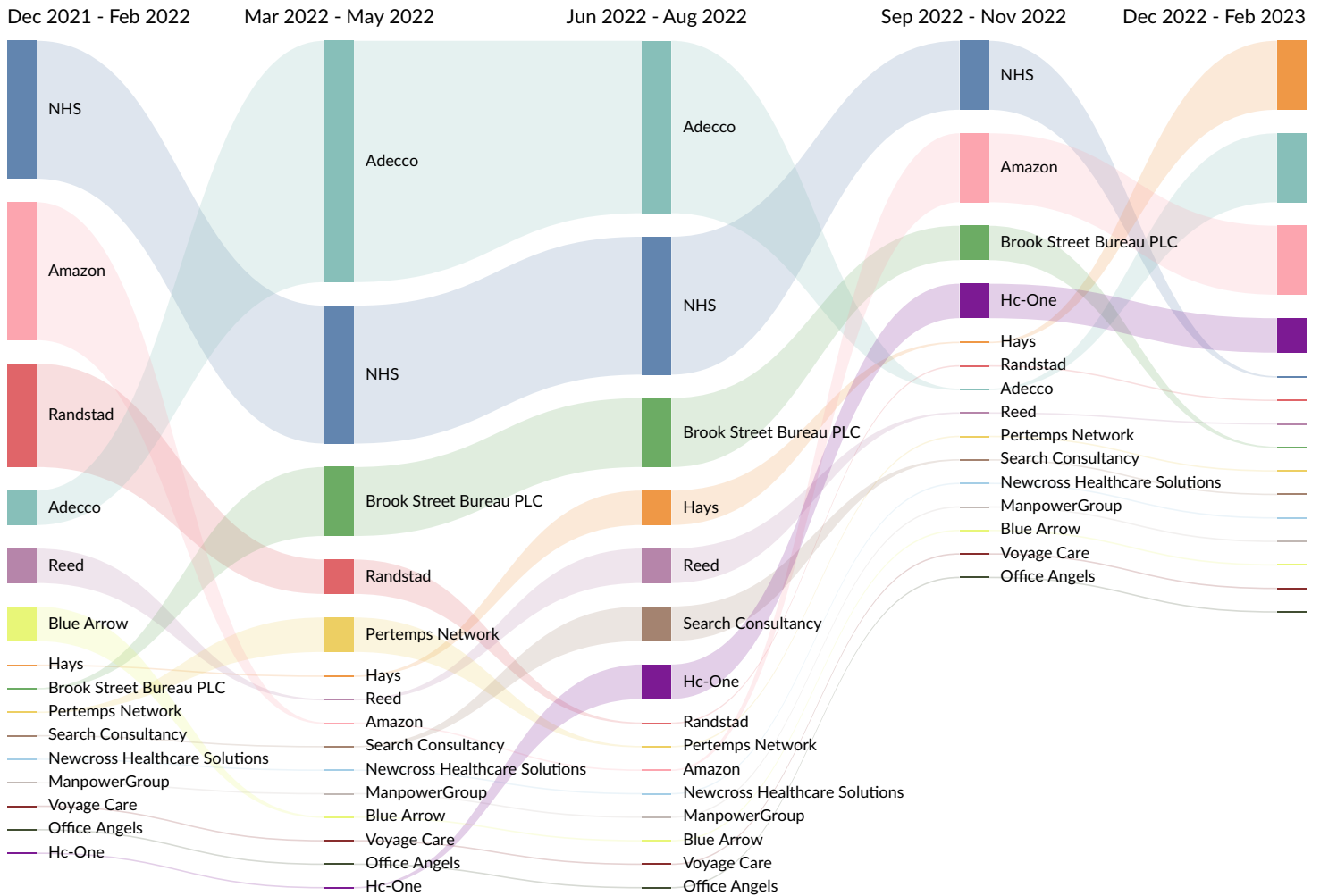
# Job Title Trends in Job Postings by Quarter

The chart below captures the postings trend for the top 15 job titles posted for based on your filters.



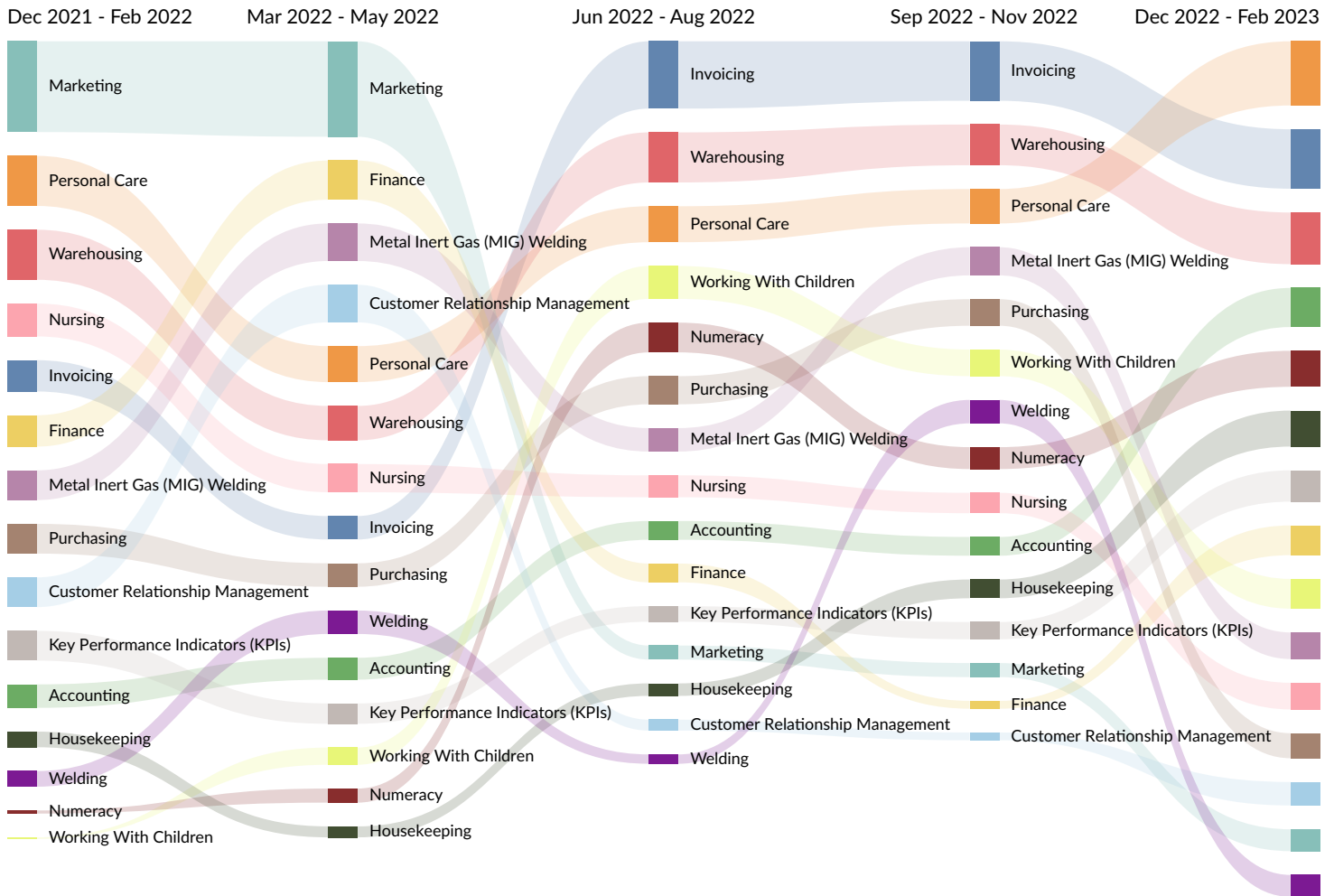
# Company Trends in Job Postings by Quarter

The chart below captures the postings trend for the top 15 companies posted for based on your filters.



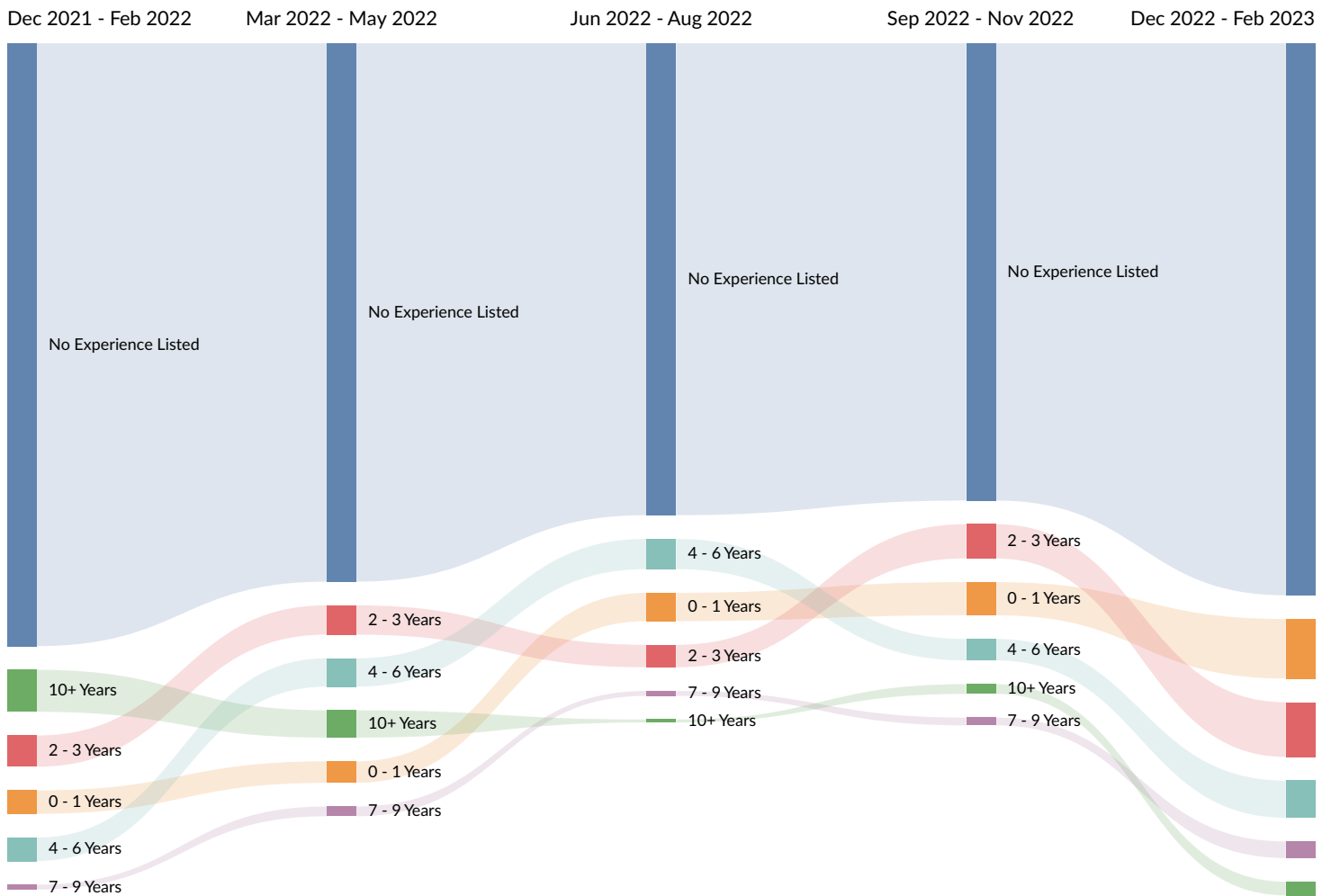
# Skill Trends in Job Postings by Quarter

The chart below captures the postings trend for the top 15 skills posted for based on your filters.



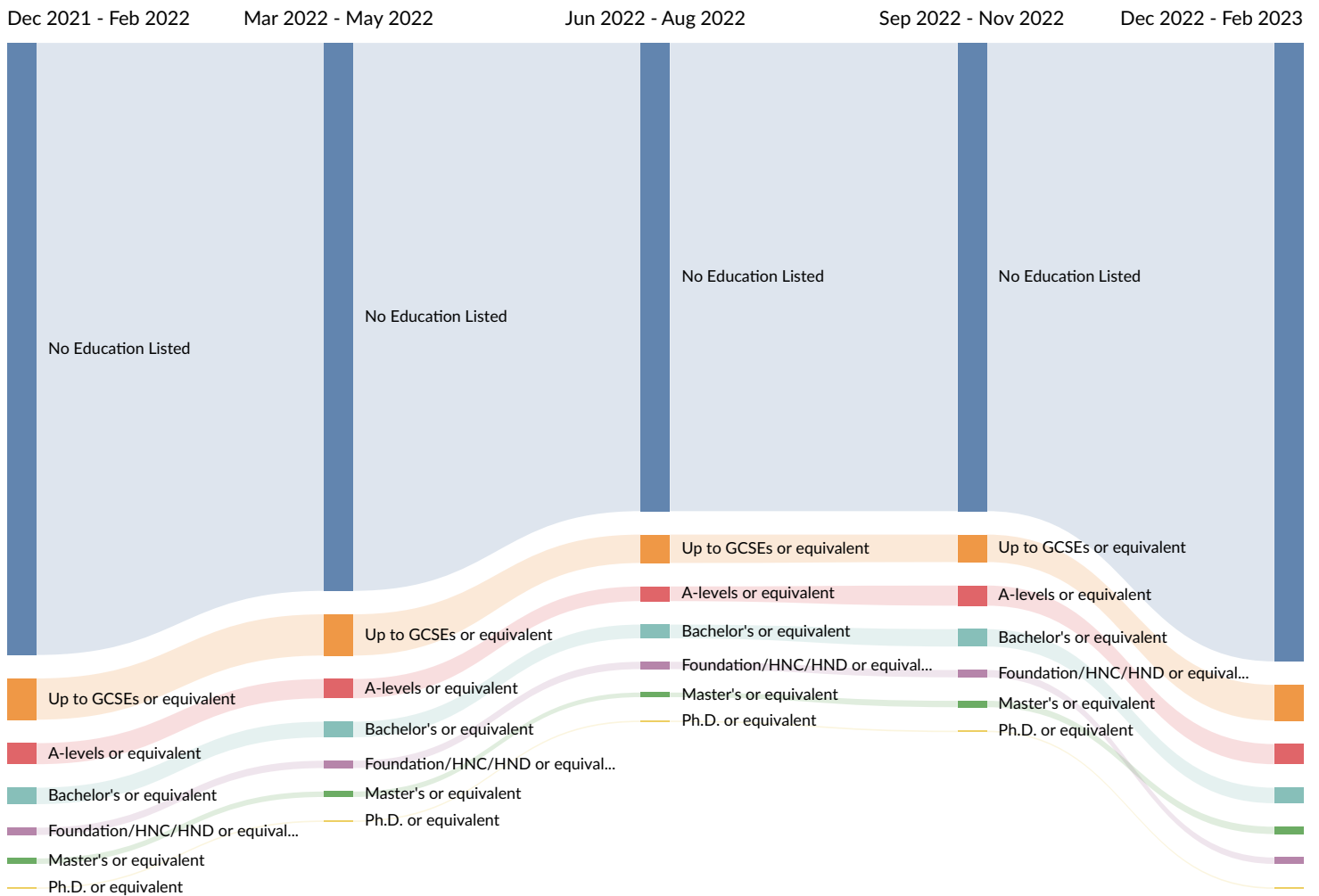
# Minimum Experience Requirement Trends in Job Postings by Quarter

The chart below captures the trend for the experience requirements by quarter shown in postings in your region based on your filters.



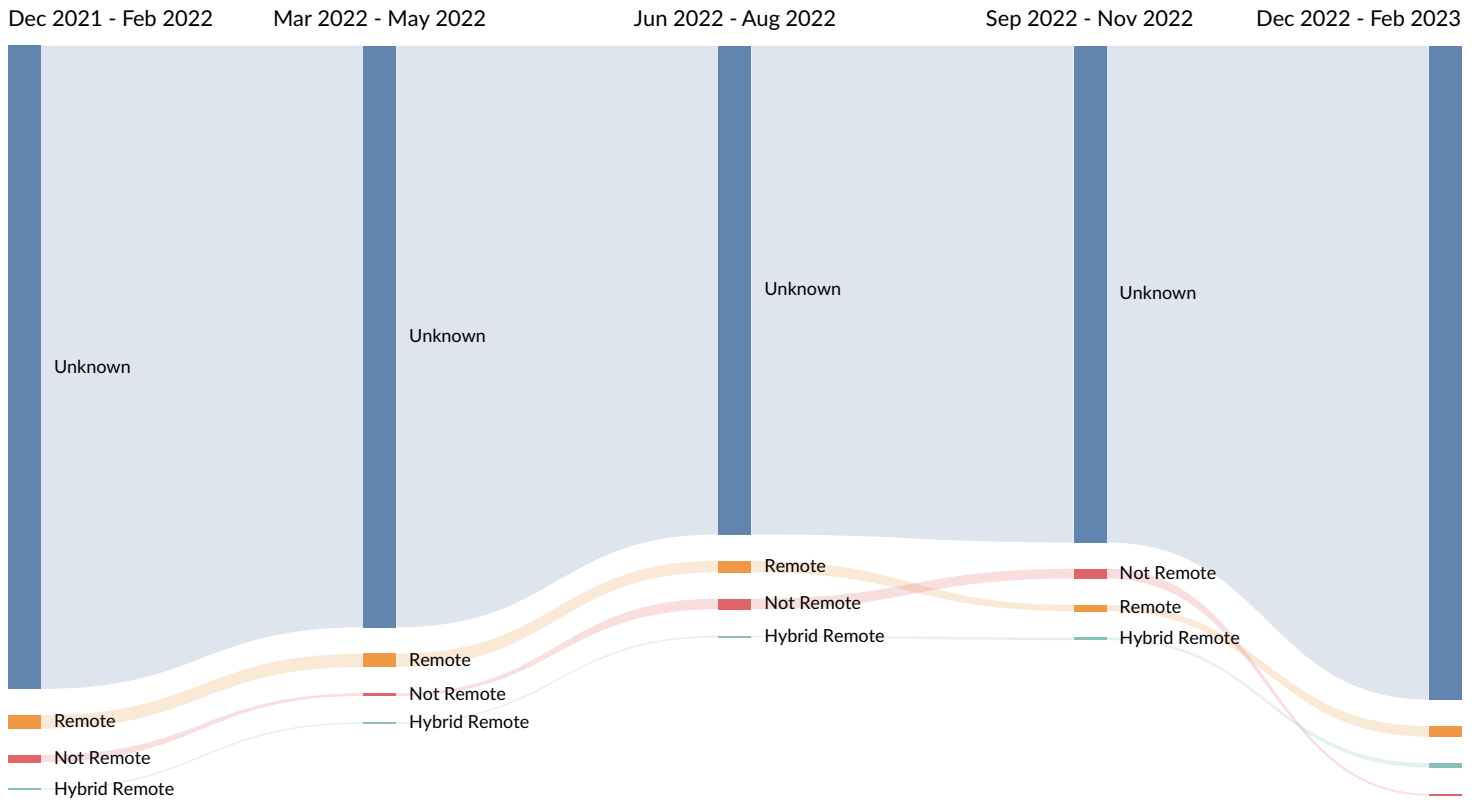
# Educational Requirement Trends in Job Postings by Quarter

The chart below captures the quarterly trend for the educational requirements shown in postings in your region based on your filters.

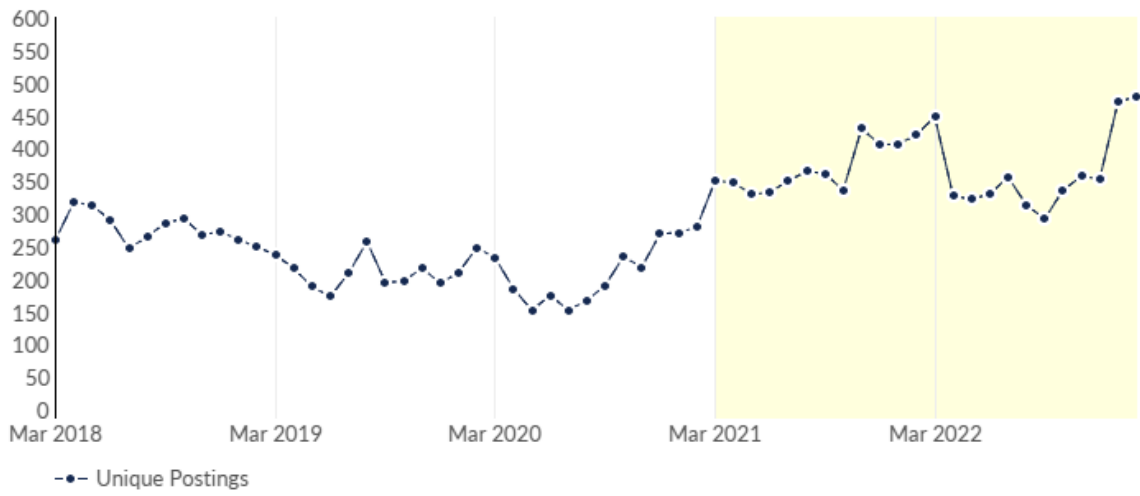


# Remote Trends in Job Postings by Quarter

The chart below captures the remote posting trends based on your filters.



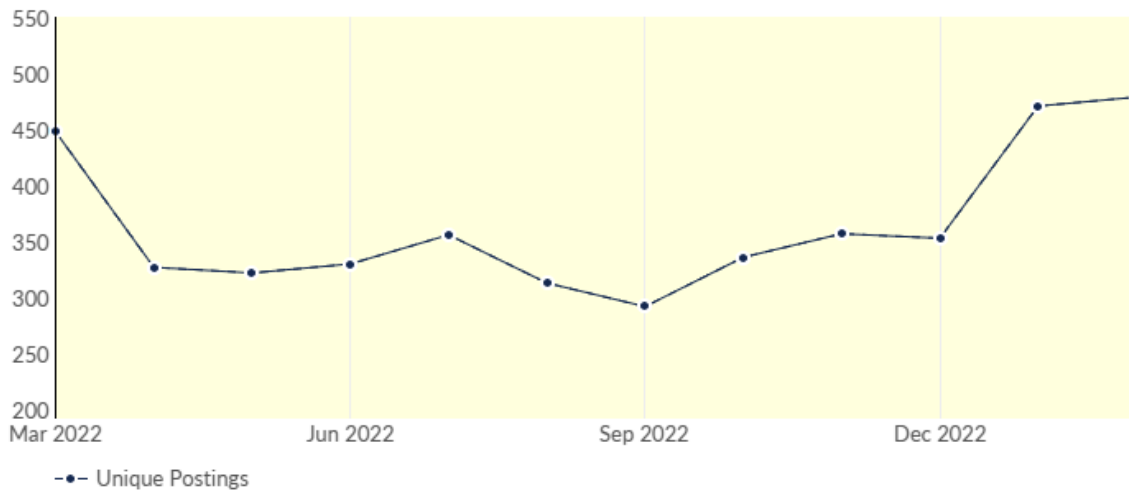
# Unique Postings Trend



| Month    | Unique Postings | Posting Intensity |
|----------|-----------------|-------------------|
| Feb 2023 | 479             | 2 : 1             |
| Jan 2023 | 471             | 2 : 1             |
| Dec 2022 | 353             | 3 : 1             |
| Nov 2022 | 357             | 2 : 1             |
| Oct 2022 | 336             | 2 : 1             |
| Sep 2022 | 292             | 2 : 1             |
| Aug 2022 | 313             | 2 : 1             |
| Jul 2022 | 356             | 2 : 1             |
| Jun 2022 | 330             | 2 : 1             |
| May 2022 | 322             | 2 : 1             |
| Apr 2022 | 327             | 2 : 1             |
| Mar 2022 | 448             | 2 : 1             |



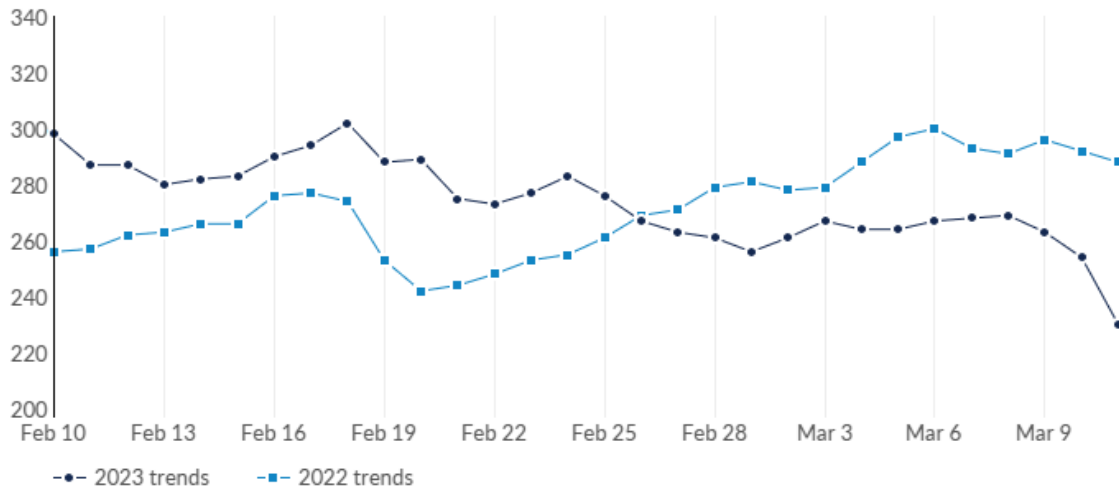
# Unique Postings Trend



| Month    | Unique Postings | Posting Intensity |
|----------|-----------------|-------------------|
| Feb 2023 | 479             | 2 : 1             |
| Jan 2023 | 471             | 2 : 1             |
| Dec 2022 | 353             | 3 : 1             |
| Nov 2022 | 357             | 2 : 1             |
| Oct 2022 | 336             | 2 : 1             |
| Sep 2022 | 292             | 2 : 1             |
| Aug 2022 | 313             | 2 : 1             |
| Jul 2022 | 356             | 2 : 1             |
| Jun 2022 | 330             | 2 : 1             |
| May 2022 | 322             | 2 : 1             |
| Apr 2022 | 327             | 2 : 1             |
| Mar 2022 | 448             | 2 : 1             |

# Unique Postings Trend

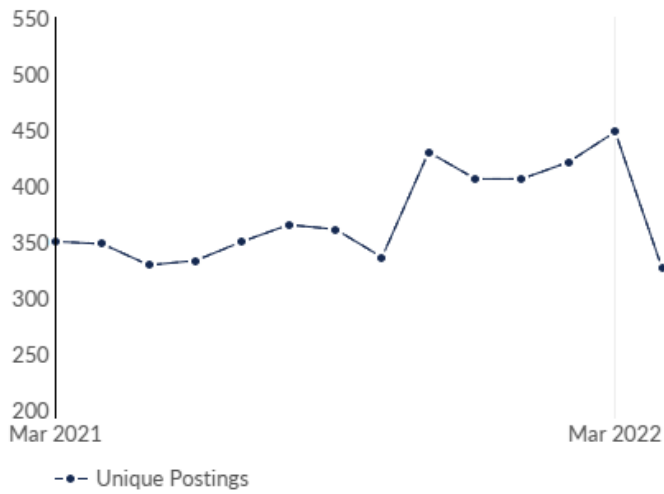
This view displays the most recent 30 days of job postings activity to show near-term trends. It does not reflect your timeframe.



| Day               | Unique Postings | Last Year's Unique Postings | % Change |
|-------------------|-----------------|-----------------------------|----------|
| February 10, 2023 | 298             | 256                         | +16.4%   |
| February 11, 2023 | 287             | 257                         | +11.7%   |
| February 12, 2023 | 287             | 262                         | +9.5%    |
| February 13, 2023 | 280             | 263                         | +6.5%    |
| February 14, 2023 | 282             | 266                         | +6.0%    |
| February 15, 2023 | 283             | 266                         | +6.4%    |
| February 16, 2023 | 290             | 276                         | +5.1%    |
| February 17, 2023 | 294             | 277                         | +6.1%    |
| February 18, 2023 | 302             | 274                         | +10.2%   |
| February 19, 2023 | 288             | 253                         | +13.8%   |
| February 20, 2023 | 289             | 242                         | +19.4%   |
| February 21, 2023 | 275             | 244                         | +12.7%   |
| February 22, 2023 | 273             | 248                         | +10.1%   |
| February 23, 2023 | 277             | 253                         | +9.5%    |
| February 24, 2023 | 283             | 255                         | +11.0%   |
| February 25, 2023 | 276             | 261                         | +5.7%    |
| February 26, 2023 | 267             | 269                         | -0.7%    |
| February 27, 2023 | 263             | 271                         | -3.0%    |

|                   |     |     |        |
|-------------------|-----|-----|--------|
| February 28, 2023 | 261 | 279 | -6.5%  |
| March 1, 2023     | 256 | 281 | -8.9%  |
| March 2, 2023     | 261 | 278 | -6.1%  |
| March 3, 2023     | 267 | 279 | -4.3%  |
| March 4, 2023     | 264 | 288 | -8.3%  |
| March 5, 2023     | 264 | 297 | -11.1% |
| March 6, 2023     | 267 | 300 | -11.0% |
| March 7, 2023     | 268 | 293 | -8.5%  |
| March 8, 2023     | 269 | 291 | -7.6%  |
| March 9, 2023     | 263 | 296 | -11.1% |
| March 10, 2023    | 254 | 292 | -13.0% |
| March 11, 2023    | 230 | 288 | -20.1% |

## Unique Postings Trend



| Month    | Unique Postings | Posting Intensity |
|----------|-----------------|-------------------|
| Feb 2023 | 479             | 2 : 1             |
| Jan 2023 | 471             | 2 : 1             |
| Dec 2022 | 353             | 3 : 1             |
| Nov 2022 | 357             | 2 : 1             |
| Oct 2022 | 336             | 2 : 1             |
| Sep 2022 | 292             | 2 : 1             |
| Aug 2022 | 313             | 2 : 1             |
| Jul 2022 | 356             | 2 : 1             |
| Jun 2022 | 330             | 2 : 1             |
| May 2022 | 322             | 2 : 1             |
| Apr 2022 | 327             | 2 : 1             |
| Mar 2022 | 448             | 2 : 1             |

# Appendix A - Data Sources and Calculations

## Lightcast Job Postings

Job postings are collected from various sources and processed/enriched to provide information such as standardized company name, occupation, skills, and geography.