

# Report Builder

Lightcast Q2 2022 Data Set

March 2023

# Parameters

Select Timeframe: Mar 2021 - Feb 2023

:

## Description

Summary

Advertised Salary

Advertised Wage Trend

Regions

Skills

Certifications

Companies

## Description

Occupations

Job Titles

Industries

Posting Sources

Skill Subcategories

Trends

Timeseries

## Regions:

Code	Description
------	-------------

E06000007	Warrington
-----------	------------

E06000049	Cheshire East
-----------	---------------

Code	Description
------	-------------

E06000050	Cheshire West and Chester
-----------	---------------------------

## Lightcast Occupations:

Results should include

Code	Description
------	-------------

15	Law, Compliance, and Public Safety
----	------------------------------------

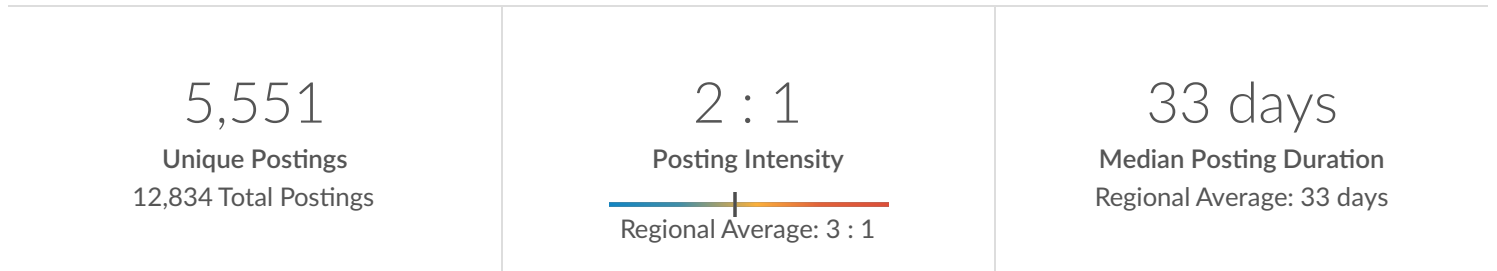
Minimum Experience Required: Any

Education Level: Any

Keyword Search:

Posting Type: Active Postings

## Job Postings Summary



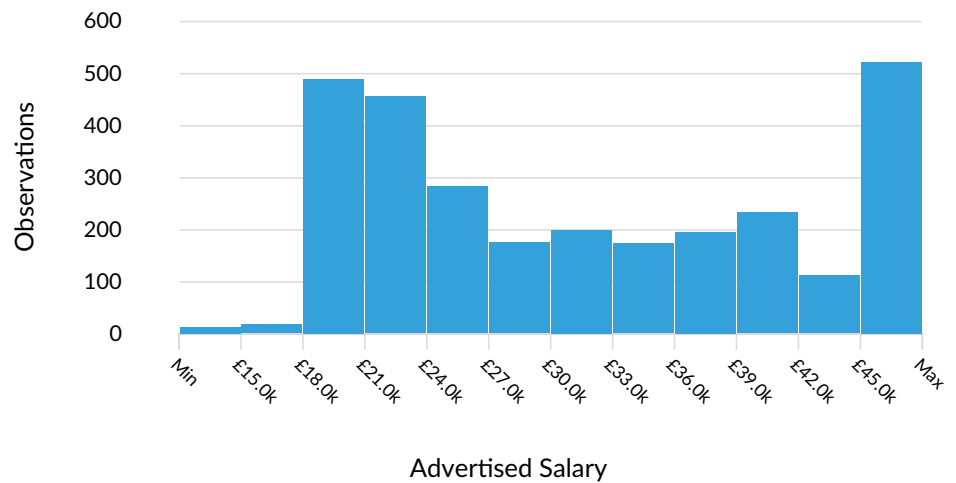
There were 12,834 total job postings for your selection from March 2021 to February 2023, of which 5,551 were unique. These numbers give us a Posting Intensity of 2-to-1, meaning that for every 2 postings there is 1 unique job posting.

This is close to the Posting Intensity for all other occupations and companies in the region (3-to-1), indicating that they are putting average effort toward hiring for this position.

## Advertised Salary

There are 2,856 advertised salary observations (51% of the 5,551 matching postings).

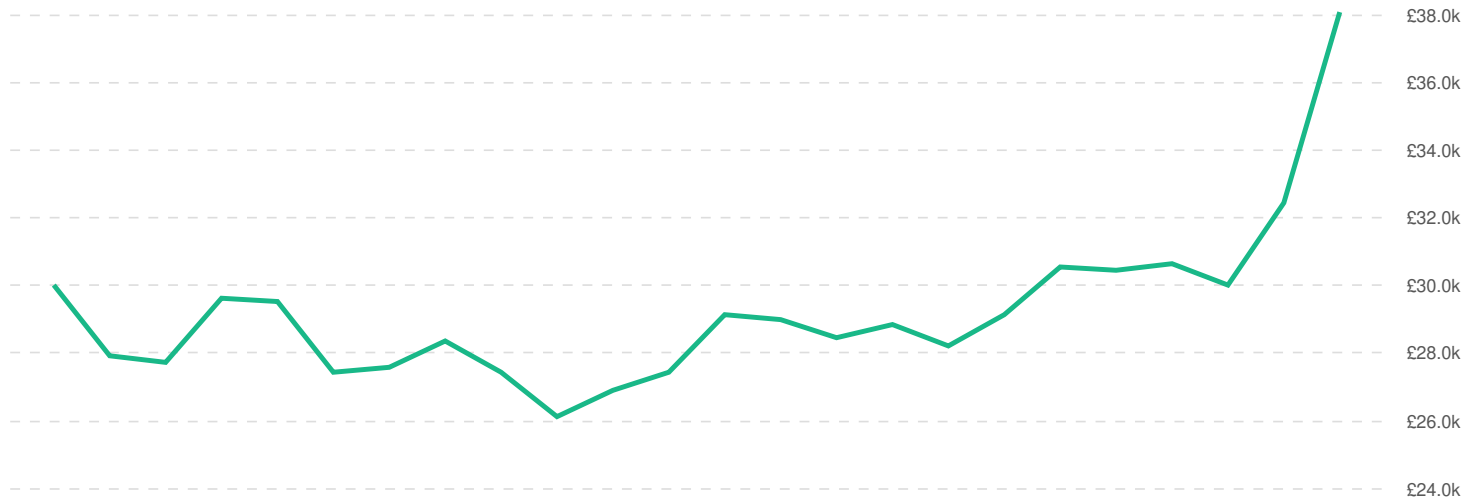
£30.0k  
Median Advertised Salary



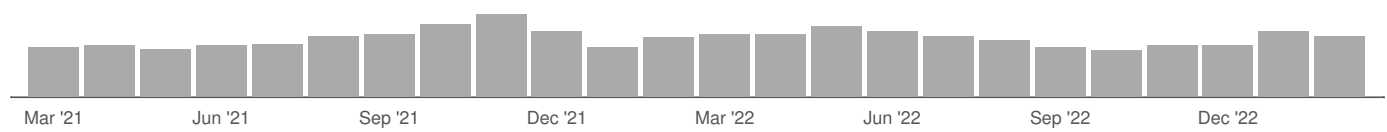
# Advertised Wage Trend

▲ 26.9% Mar 2021 - Feb 2023

£30.0k Median






2,856 Job Postings






# Top Cities Posting

City	Total/Unique (Mar 2021 - Feb 2023)	Posting Intensity	Median Posting Duration
Warrington	3,763 / 1,598	2 : 1	33 days
Chester, Cheshire West and Chester	3,622 / 1,497	2 : 1	33 days
Crewe, Cheshire East	1,481 / 542	3 : 1	34 days
Macclesfield, Cheshire East	724 / 358	2 : 1	32 days
Wilmslow, Cheshire East	685 / 315	2 : 1	32 days
Ellesmere Port, Cheshire West and Chester	513 / 274	2 : 1	34 days
Northwich, Cheshire West and Chester	450 / 204	2 : 1	32 days
Knutsford, Cheshire East	311 / 163	2 : 1	32 days
Nantwich, Cheshire East	246 / 115	2 : 1	29 days
Winsford, Cheshire West and Chester	263 / 108	2 : 1	32 days
Sandbach, Cheshire East	153 / 85	2 : 1	29 days
Middlewich, Cheshire East	131 / 75	2 : 1	32 days
Alderley Edge, Cheshire East	157 / 60	3 : 1	21 days
Congleton, Cheshire East	173 / 56	3 : 1	38 days
Frodsham, Cheshire West and Chester	81 / 51	2 : 1	33 days
Poynton, Cheshire East	19 / 13	1 : 1	31 days
Great Sankey, Warrington	17 / 11	2 : 1	34 days
Tarporley, Cheshire West and Chester	27 / 11	2 : 1	20 days
Neston, Cheshire West and Chester	9 / 8	1 : 1	41 days
Lymm, Warrington	5 / 4	1 : 1	39 days
Disley, Cheshire East	3 / 2	2 : 1	60 days
Malpas, Cheshire West and Chester	1 / 1	1 : 1	54 days

## Top Local Authorities Posting

Local Authority	Total/Unique (Mar 2021 - Feb 2023)	Posting Intensity	Median Posting Duration
Cheshire West and Chester	4,966 / 2,154	2 : 1 	33 days
Cheshire East	4,083 / 1,784	2 : 1 	32 days
Warrington	3,785 / 1,613	2 : 1 	33 days


## Top County/Unitary Authorities Posting

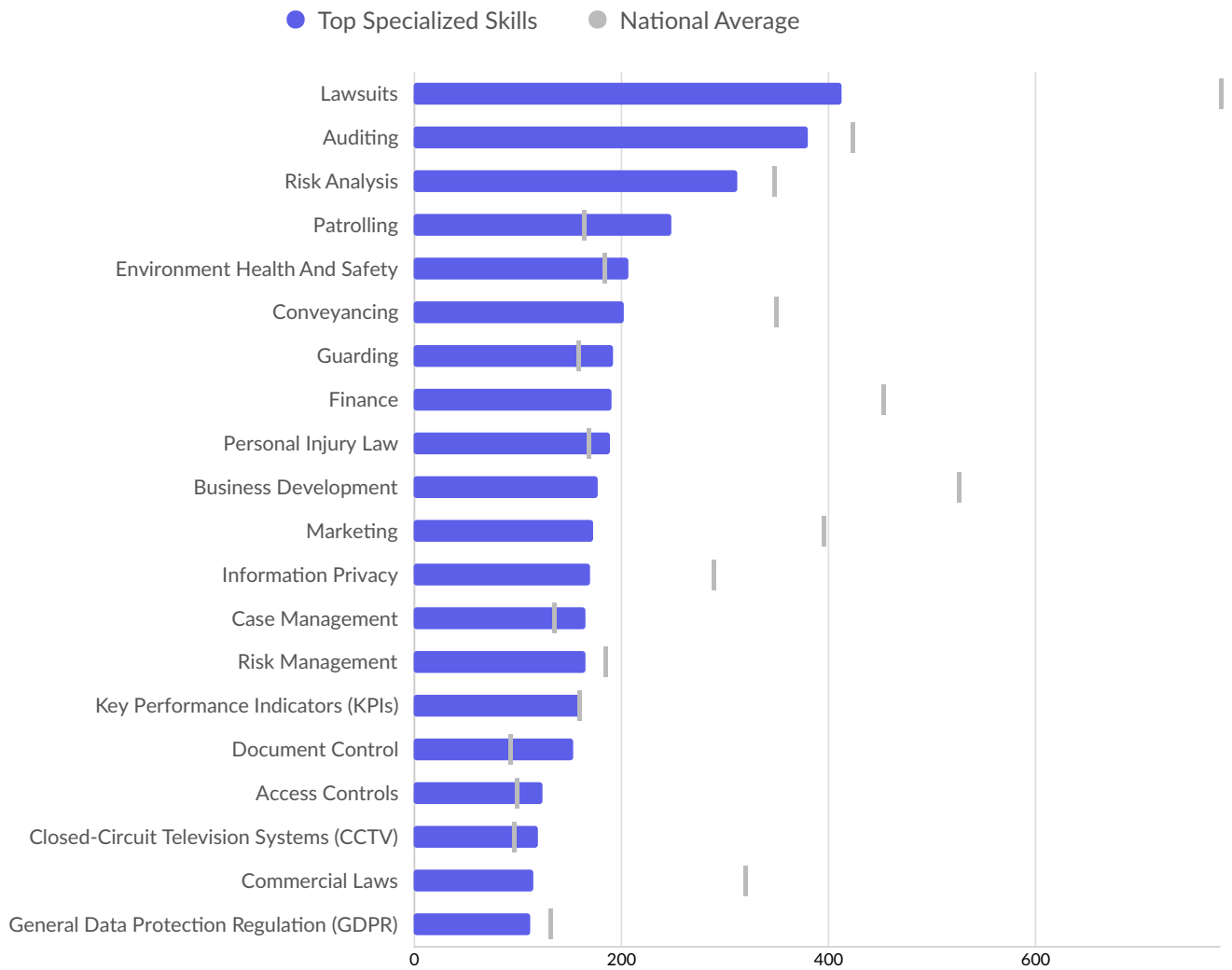
County/Unitary Authority	Total/Unique (Mar 2021 - Feb 2023)	Posting Intensity	Median Posting Duration
Cheshire West and Chester	4,966 / 2,154	2 : 1 	33 days
Cheshire East	4,083 / 1,784	2 : 1 	32 days
Warrington	3,785 / 1,613	2 : 1 	33 days

## Top Gov't Office Regions Posting

Gov't Office Region	Total/Unique (Mar 2021 - Feb 2023)	Posting Intensity	Median Posting Duration
North West	132,523 / 54,168	2 : 1 	33 days

## Top Countries Posting

Country	Total/Unique (Mar 2021 - Feb 2023)	Posting Intensity	Median Posting Duration
England	999,657 / 398,823	3 : 1 	33 days



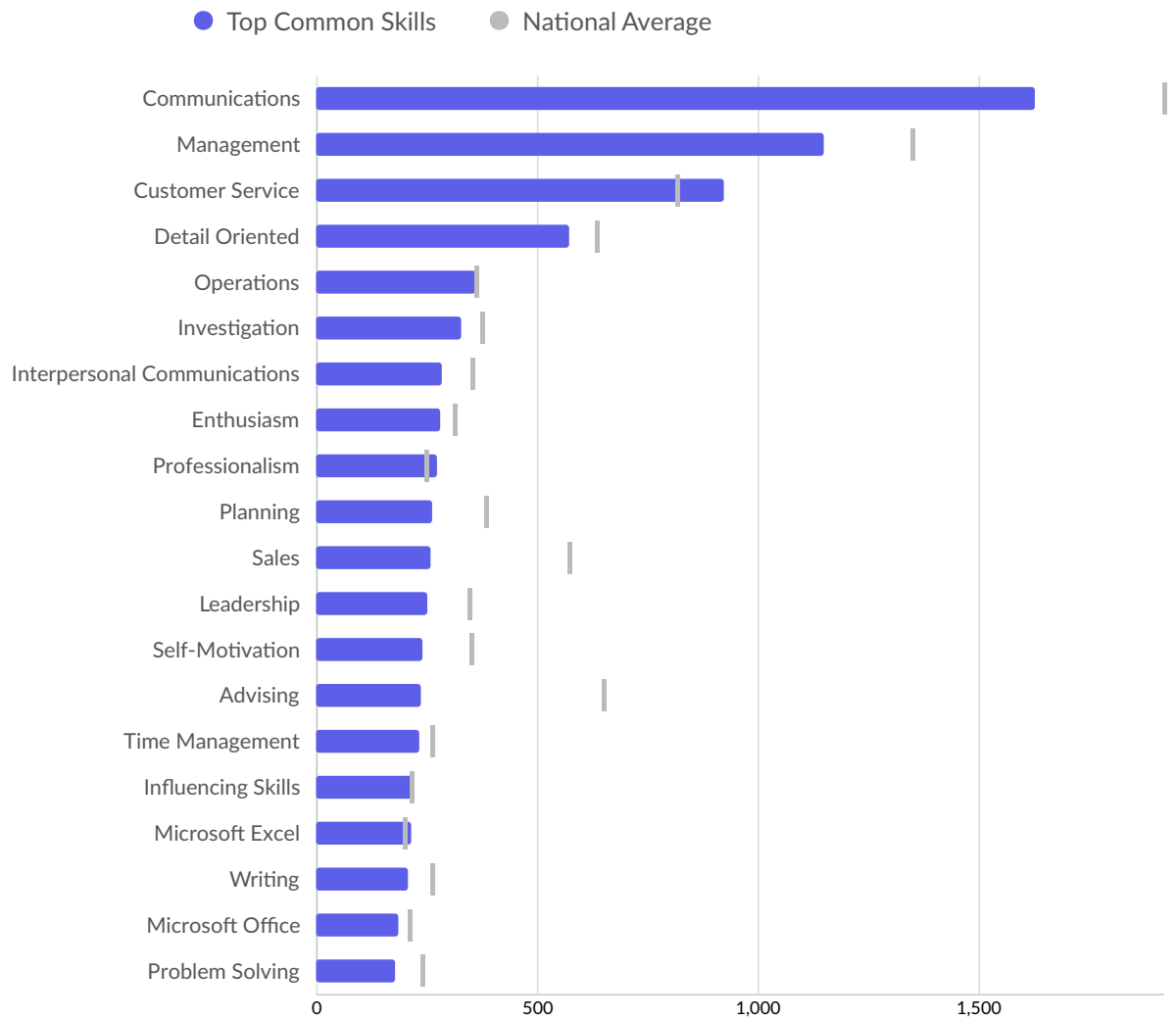
Top Specialized Skills	Unique Postings	National Average
Lawsuits	414	779
Auditing	381	423
Risk Analysis	313	347
Patrolling	249	163
Environment Health And Safety	207	182
Conveyancing	203	348
Guarding	193	157
Finance	191	452
Personal Injury Law	190	167
Business Development	178	526
Marketing	174	395
Information Privacy	171	288
Case Management	166	133

---

---

Risk Management	166	184
Key Performance Indicators (KPIs)	162	159
Document Control	154	92
Access Controls	124	98
Closed-Circuit Television Systems (CCTV)	120	94
Commercial Laws	116	318
General Data Protection Regulation (GDPR)	113	130



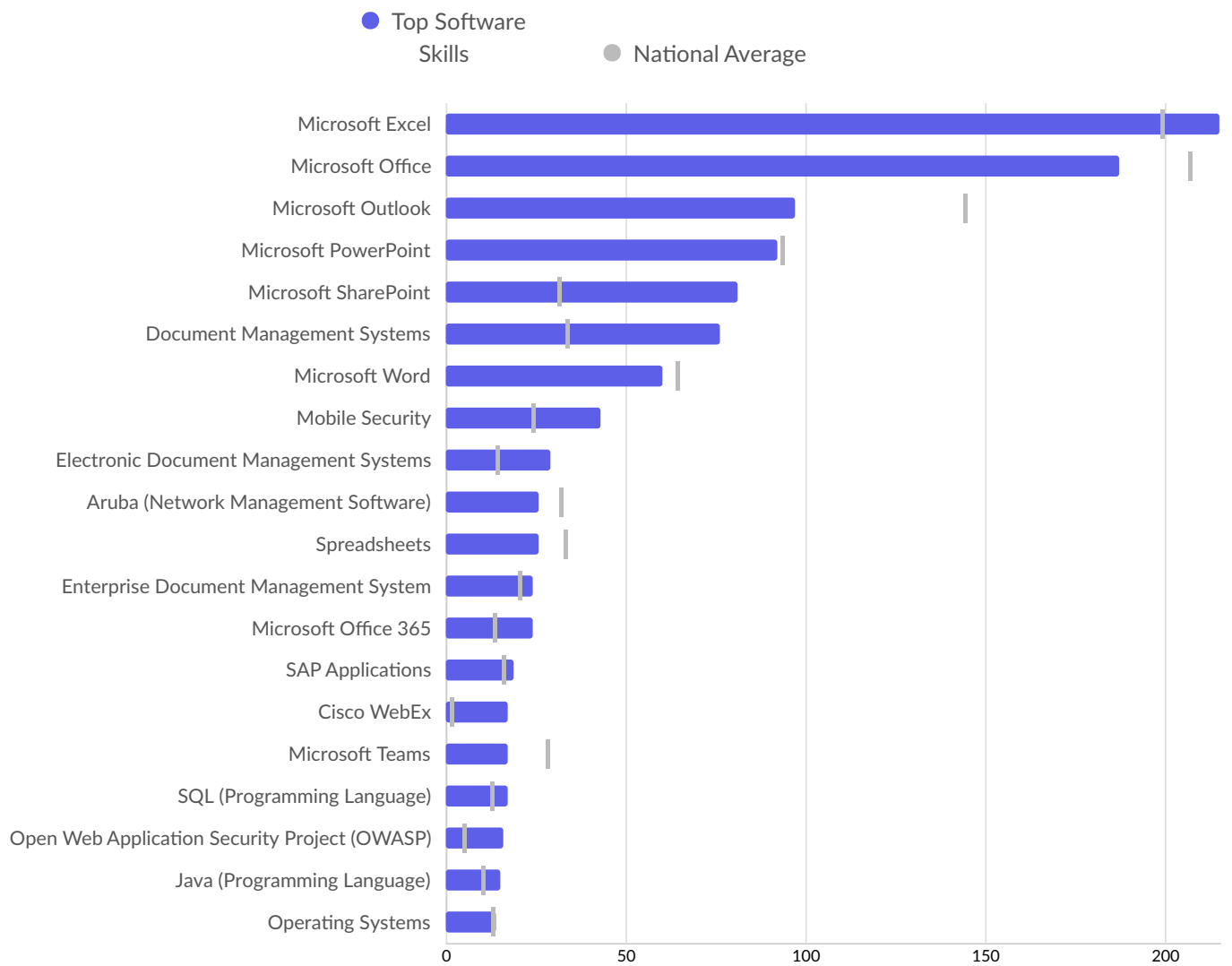


Top Common Skills	Unique Postings	National Average
Communications	1,627	1,914
Management	1,148	1,345
Customer Service	923	813
Detail Oriented	571	631
Operations	361	358
Investigation	330	372
Interpersonal Communications	285	350
Enthusiasm	279	311
Professionalism	273	244
Planning	261	379
Sales	260	568
Leadership	250	342
Self-Motivation	240	348
Advising		
Time Management		
Influencing Skills		
Microsoft Excel		
Writing		
Microsoft Office		
Problem Solving		

---

---

Advising	237	647
Time Management	234	259
Influencing Skills	217	211
Microsoft Excel	215	199
Writing	208	260
Microsoft Office	186	206
Problem Solving	179	236



Top Software Skills	Unique Postings	National Average
Microsoft Excel	215	199
Microsoft Office	187	206
Microsoft Outlook	97	144
Microsoft PowerPoint	92	93
Microsoft SharePoint	81	31
Document Management Systems	76	33
Microsoft Word	60	64
Mobile Security	43	24
Electronic Document Management Systems	29	14
Aruba (Network Management Software)	26	32
Spreadsheets	26	33
Enterprise Document Management System	24	20

Microsoft Office 365	24	13
SAP Applications	19	16
Cisco WebEx	17	1
Microsoft Teams	17	28
SQL (Programming Language)	17	12
Open Web Application Security Project (OWASP)	16	5
Java (Programming Language)	15	10
Operating Systems	14	13

# Top Certifications

	Postings with Certification
Advanced Cardiovascular Life Support (ACLS) Certification	1
Advanced Life Support	1
Association Of Chartered Certified Accountants	30
AWS Certified Solutions Architect	1
Certified Diabetes Educator (CDE)	2
Certified Ethical Hacker	2
Certified First Responder	5
Certified Information Security Manager	18
Certified Information System Auditor (CISA)	9
Certified Information Systems Security Professional	32
Certified In Risk And Information Systems Control	2
Certified Management Accountant	2
Certified Meeting Professional	2
Certified Safety Professional	1
Certified Strength And Conditioning Specialist	1
Chartered Financial Analyst	14
Chartered Institute Of Management Accountants (CIMA)	18
Chartered Institute Of Personnel And Development (CIPD) Certified	10
CIAC Certified Management Consultant	1
CIPD Level 5	4
CIPD Level 7	5
Cisco Certified Network Associate	1
Cisco Certified Security Professional	2
Clinical Nurse Specialist (CNS)	1
CSCS Card	49
Early Educator Certification	2
EnCase Certified Examiner	1
First Aid Certification	42

Functional Skills Qualification	5
GIAC Certifications	2
International Computer Driving Licence (ICDL/ECDL)	1
IOSH Managing Safely	16
Licensed Professional Counselor (LPC)	78
Microsoft Certified Professional	1
Microsoft Certified Systems Engineer	3
National Examination Board In Occupational Safety And Health (NEBOSH) Certified	26
NEBOSH Certificate	55
NEBOSH Diploma	76
NIST Cybersecurity Framework (CSF)	2
Pediatric Advanced Life Support (PALS)	4
Physical Security Professional	1
Product Certification	3
Professional in Human Resources	1
Registered Dietitian (RD/RDN)	5
Registered Nurse (RN)	31
Security Clearance	70
Software Development Engineer in Test	1
State Bar Membership	3
Valid Driver's License	14
Wicklander-Zulawski Certification	2


# Top Companies Posting

Company	Total/Unique (Mar 2021 - Feb 2023)	Posting Intensity	Median Posting Duration
G2 Legal	526 / 163	3 : 1	32 days
Douglas Scott	594 / 148	4 : 1	34 days
NHS	644 / 131	5 : 1	35 days
Thornton Legal	233 / 105	2 : 1	35 days
Mitie	230 / 99	2 : 1	42 days
HM Prison Service	406 / 93	4 : 1	28 days
TSS Ltd	120 / 72	2 : 1	38 days
Ministry of Justice	106 / 66	2 : 1	21 days
Securitas	140 / 62	2 : 1	48 days
Cheshire West And Chester Council	124 / 60	2 : 1	30 days
Asda	261 / 56	5 : 1	26 days
G4S Secure Solutions (USA)	171 / 51	3 : 1	16 days
Hays	92 / 51	2 : 1	22 days
Cheshire East Council	83 / 50	2 : 1	28 days
Bardwood Support Services Limited	123 / 45	3 : 1	38 days
Reed	82 / 39	2 : 1	33 days
Barclays	93 / 37	3 : 1	35 days
Michael Page	56 / 33	2 : 1	19 days
Clayton Legal	59 / 32	2 : 1	50 days
Gstyleuk Limited	188 / 32	6 : 1	37 days
Jacobs Engineering Group	111 / 31	4 : 1	11 days
Search Consultancy	61 / 31	2 : 1	33 days
Principia Law	94 / 30	3 : 1	21 days
Millbank Holdings Limited	59 / 28	2 : 1	36 days
Adecco	44 / 25	2 : 1	30 days
Chadwick Nott	101 / 25	4 : 1	33 days

Warrington Borough Council	43 / 25	2 : 1		20 days
Qed Legal	56 / 23	2 : 1		32 days
Resourcing	75 / 23	3 : 1		30 days
AstraZeneca	49 / 22	2 : 1		23 days
HM Prison & Probation Service	41 / 20	2 : 1		32 days
Pontoon	45 / 20	2 : 1		29 days
Carlisle Support Services	33 / 19	2 : 1		21 days
KBR	30 / 18	2 : 1		21 days
Bilfinger	55 / 17	3 : 1		35 days
Morson International	28 / 17	2 : 1		53 days
Uk Civil Service	26 / 17	2 : 1		33 days
Cdx Security	24 / 16	2 : 1		34 days
Chester Zoo	37 / 16	2 : 1		35 days
Environment Agency	24 / 16	2 : 1		35 days
Anderson Wright Consulting Ltd	51 / 15	3 : 1		n/a
Hiring Matters	34 / 15	2 : 1		5 days
Principal Resourcing	30 / 15	2 : 1		33 days
Capita Resourcing	25 / 14	2 : 1		35 days
Cheshire Fire And Rescue Service	18 / 14	1 : 1		31 days
Ag Search And Selection Limited	39 / 13	3 : 1		52 days
Hunter Selection	21 / 13	2 : 1		41 days
Essential Employment	22 / 12	2 : 1		36 days
Rbuk Legal	27 / 12	2 : 1		35 days
Babcock International	29 / 11	3 : 1		52 days



# Top Posted Occupations










Career Area	Total/Unique (Mar 2021 - Feb 2023)	Posting Intensity	Median Posting Duration
Law, Compliance, and Public Safety	12,834 / 5,551	2 : 1 	33 days

# Top Posted Job Titles

Job Title	Total/Unique (Mar 2021 - Feb 2023)	Posting Intensity	Median Posting Duration
Security Officers	1,077 / 501	2 : 1 	32 days
Solicitors	501 / 230	2 : 1 	34 days
Document Controllers	418 / 210	2 : 1 	35 days
Private Client Solicitors	514 / 209	2 : 1 	32 days
Retail Security Officers	457 / 191	2 : 1 	33 days
Family Solicitors	442 / 164	3 : 1 	34 days
Property Solicitors	327 / 148	2 : 1 	38 days
Health and Safety Managers	221 / 116	2 : 1 	34 days
Lawyers	164 / 102	2 : 1 	35 days
Health and Safety Advisors	186 / 91	2 : 1 	33 days
Liaison Officers	285 / 91	3 : 1 	20 days
Commercial Litigation Solicitors	224 / 87	3 : 1 	32 days
Occupational Health Supervisors	218 / 85	3 : 1 	35 days
Probation Officers	82 / 68	1 : 1 	23 days
Paralegals	127 / 60	2 : 1 	39 days
Employment Solicitors	201 / 58	3 : 1 	37 days
Security Guards	84 / 54	2 : 1 	36 days
Enforcement Officers	105 / 52	2 : 1 	35 days
Legal Assistants	97 / 52	2 : 1 	33 days
Legal Counsels	127 / 51	2 : 1 	22 days
Conveyancing Solicitors	191 / 44	4 : 1 	24 days
Conveyancing Paralegals	105 / 43	2 : 1 	30 days
Health and Safety Officers	75 / 43	2 : 1 	30 days
Conveyancers	129 / 40	3 : 1 	44 days
Custody Officers	131 / 39	3 : 1 	29 days
Mobile Security Officers	81 / 37	2 : 1 	34 days

Legal Executives	67 / 36	2 : 1		32 days
Case Officers	112 / 32	4 : 1		30 days
Corporate Security Officers	53 / 32	2 : 1		39 days
Legal Administrators	51 / 31	2 : 1		44 days
Litigators	50 / 31	2 : 1		32 days
Pre-Litigation Paralegals	80 / 30	3 : 1		21 days
Store Colleagues	146 / 30	5 : 1		26 days
Health and Safety Coordinators	56 / 29	2 : 1		27 days
General Partners and Founder	85 / 26	3 : 1		41 days
People Partners	50 / 26	2 : 1		34 days
Commercial Lawyers	38 / 24	2 : 1		33 days
Gate Agents	35 / 24	1 : 1		40 days
Health and Safety Consultants	45 / 23	2 : 1		37 days
Chief Security Officers	29 / 22	1 : 1		33 days
Family Law Paralegals	58 / 22	3 : 1		45 days
Patent Paralegals	50 / 21	2 : 1		38 days
Product Controllers	46 / 20	2 : 1		26 days
Safety Officers	44 / 20	2 : 1		30 days
Cybersecurity Managers	54 / 19	3 : 1		32 days
Health and Safety Administrators	31 / 19	2 : 1		24 days
Personal Injury Paralegals	43 / 19	2 : 1		17 days
General Practitioners	34 / 17	2 : 1		38 days
Monitoring Officers	34 / 17	2 : 1		30 days
Regulatory Services Managers	33 / 17	2 : 1		29 days

# Top Industries

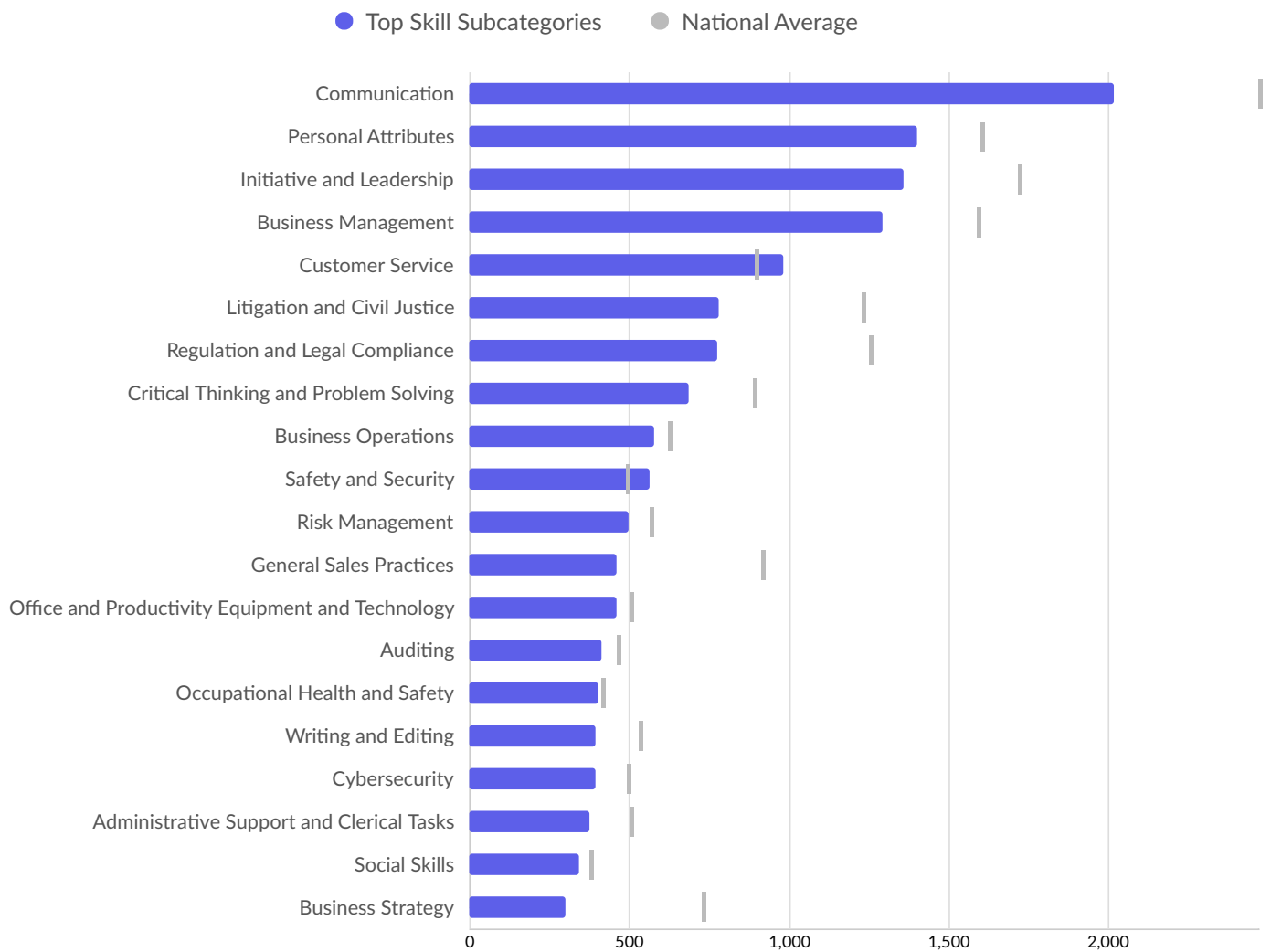
	Total/Unique (Mar 2021 - Feb 2023)	Posting Intensity	Median Posting Duration
Employment Activities	3,688 / 1,503	2 : 1 	35 days
Public Administration and Defence; Compulsory Social Security	1,025 / 426	2 : 1 	26 days
Security and Investigation Activities	686 / 337	2 : 1 	35 days
Human Health Activities	705 / 155	5 : 1 	35 days
Retail Trade, Except of Motor Vehicles and Motorcycles	430 / 145	3 : 1 	29 days
Services to Buildings and Landscape Activities	309 / 136	2 : 1 	36 days
Activities of Head Offices; Management Consultancy Activities	172 / 101	2 : 1 	30 days
Legal and Accounting Activities	183 / 97	2 : 1 	36 days
Architectural and Engineering Activities; Technical Testing and Analysis	430 / 91	5 : 1 	35 days
Other Personal Service Activities	266 / 79	3 : 1 	35 days
Financial Service Activities, Except Insurance and Pension Funding	163 / 75	2 : 1 	34 days
Construction of Buildings	108 / 58	2 : 1 	35 days
Wholesale Trade, Except of Motor Vehicles and Motorcycles	95 / 51	2 : 1 	38 days
Real Estate Activities	181 / 41	4 : 1 	35 days
Education	86 / 39	2 : 1 	26 days
Office Administrative, Office Support and Other Business Support Activities	68 / 37	2 : 1 	34 days
Computer Programming, Consultancy and Related Activities	46 / 35	1 : 1 	26 days
Food and Beverage Service Activities	72 / 31	2 : 1 	38 days
Advertising and Market Research	57 / 26	2 : 1 	34 days
Warehousing and Support Activities for Transportation	80 / 25	3 : 1 	39 days
Manufacture of Basic Pharmaceutical Products and Pharmaceutical Preparations	52 / 24	2 : 1 	23 days
Activities of Membership Organisations	42 / 24	2 : 1 	39 days
Other Professional, Scientific and Technical Activities	37 / 22	2 : 1 	34 days
Residential Care Activities	25 / 18	1 : 1 	22 days
Libraries, Archives, Museums and Other Cultural Activities	42 / 18	2 : 1 	35 days
Wholesale and Retail Trade and Repair of Motor Vehicles and Motorcycles	31 / 17	2 : 1 	30 days
Activities Auxiliary to Financial Services and Insurance Activities	36 / 16	2 : 1 	41 days
Land Transport and Transport Via Pipelines	16 / 13	1 : 1 	42 days

Electricity, Gas, Steam and Air Conditioning Supply	20 / 12	2 : 1		32 days
Specialised Construction Activities	24 / 12	2 : 1		32 days
Accommodation	34 / 11	3 : 1		17 days
Rental and Leasing Activities	12 / 10	1 : 1		33 days
Civil Engineering	12 / 9	1 : 1		18 days
Manufacture of Fabricated Metal Products, Except Machinery and Equipment	21 / 8	3 : 1		36 days
Manufacture of Other Transport Equipment	31 / 8	4 : 1		47 days
Social Work Activities Without Accommodation	11 / 8	1 : 1		50 days
Waste Collection, Treatment and Disposal Activities; Materials Recovery	11 / 7	2 : 1		24 days
Insurance, Reinsurance and Pension Funding, Except Compulsory Social Security	9 / 6	2 : 1		17 days
Scientific Research and Development	16 / 6	3 : 1		50 days
Manufacture of Computer, Electronic and Optical Products	7 / 5	1 : 1		19 days
Manufacture of Electrical Equipment	14 / 4	4 : 1		n/a
Information Service Activities	4 / 4	1 : 1		32 days
Manufacture of Rubber and Plastic Products	3 / 3	1 : 1		24 days
Repair and Installation of Machinery and Equipment	4 / 3	1 : 1		47 days
Remediation Activities and Other Waste Management Services.	4 / 3	1 : 1		21 days
Postal and Courier Activities	5 / 3	2 : 1		29 days
Sports Activities and Amusement and Recreation Activities	4 / 3	1 : 1		58 days
Manufacture of Food Products	2 / 2	1 : 1		4 days

# Top Posting Sources

Website	Postings on Website (Mar 2021 - Feb 2023)
indeed.com	946
reed.co.uk	730
dwp.gov.uk	690
starjobsearch.co.uk	661
fish4.co.uk	648
lawgazette.co.uk	502
independent.co.uk	497
cv-library.co.uk	434
careerbuilder.co.uk	288
simplyhired.co.uk	251
gumtree.com	221
careerjet.co.uk	195
jobisjob.co.uk	158
dejobs.org	140
britishjobs.co.uk	137
sacomann.com	126
constructionjobs.co.uk	105
engineeringjobs.co.uk	95
jobs4network.co.uk	84
thelegaljob.com	76
jobserve.com	75
leisurejobs.com	72
jora.com	68
douglas-scott.co.uk	67
jobs.nhs.uk	64
g2legal.co.uk	60
joblift.co.uk	58

theguardian.com	56
jobrapido.com	44
thelawyer.com	42
jobmedic.co.uk	40
monster.co.uk	33
oilandgasjobsearch.com	33
tiptopjob.com	29
adzuna.co.uk	28
jobs.barclays	28
cheshireeast.gov.uk	27
cheshirewestandchester.gov.uk	27
indeed.co.uk	27
warrington.gov.uk	27
healthjobsuk.com	26
g4s.com	25
myworkdayjobs.com	22
search.co.uk	21
asda.jobs	19
michaelpage.co.uk	19
jobstoday.co.uk	17
searchukjobs.com	16
adecco.co.uk	15
astrazeneca.com	14



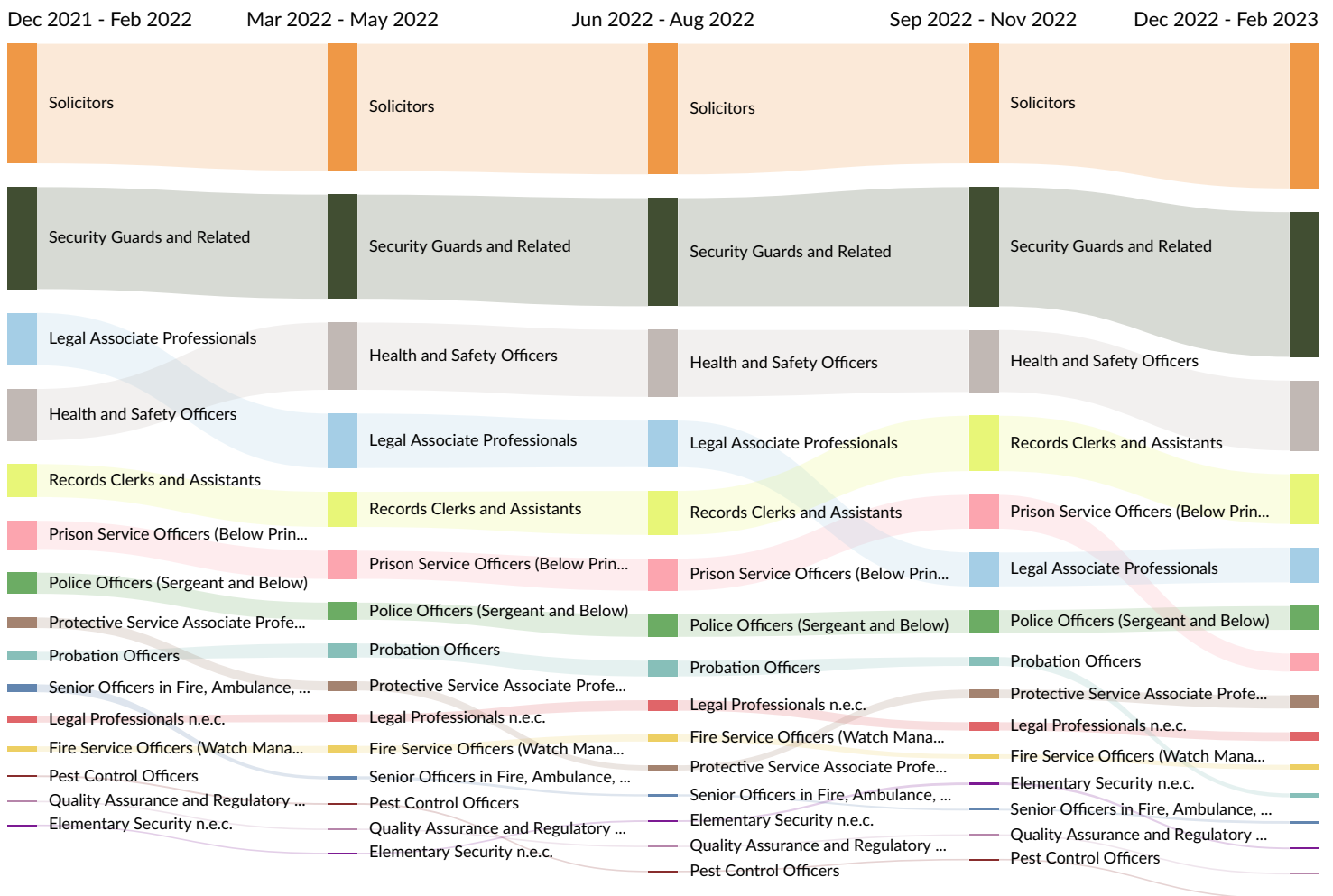
Top Skill Subcategories	Unique Postings	National Average
Communication	2,018	2,468
Personal Attributes	1,403	1,600
Initiative and Leadership	1,359	1,718
Business Management	1,291	1,590
Customer Service	981	895
Litigation and Civil Justice	781	1,225
Regulation and Legal Compliance	776	1,249
Critical Thinking and Problem Solving	686	888
Business Operations	580	619
Safety and Security	563	488
Risk Management	499	563
General Sales Practices	463	913
Office and Productivity Equipment and Technology	461	503



Auditing	415	459
Occupational Health and Safety	402	411
Writing and Editing	397	531
Cybersecurity	394	495
Administrative Support and Clerical Tasks	377	505
Social Skills	343	376
Business Strategy	303	729

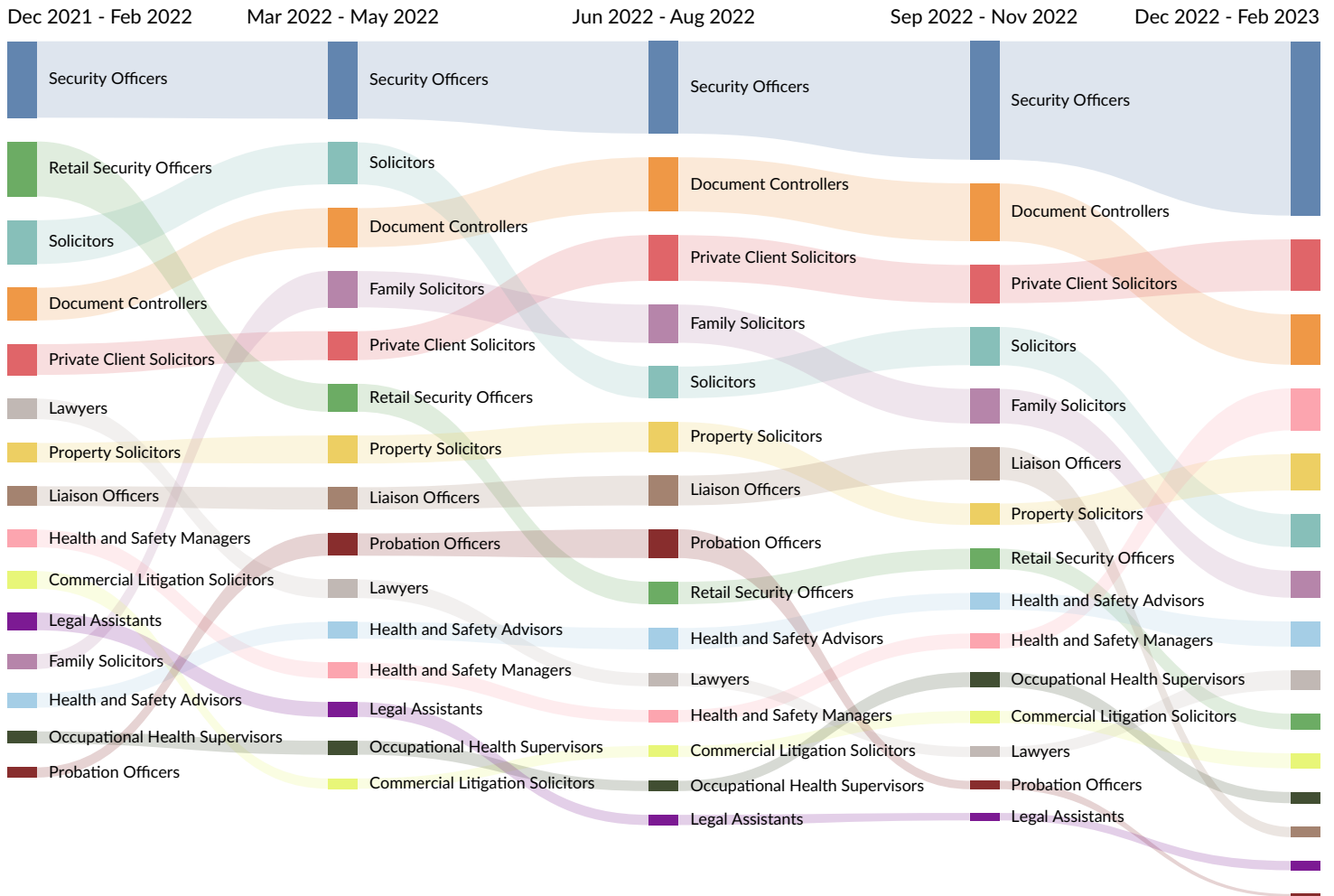
## Occupation Trends in Job Postings by Quarter

The chart below captures the postings trend for the top 15 occupations posted for based on your filters.



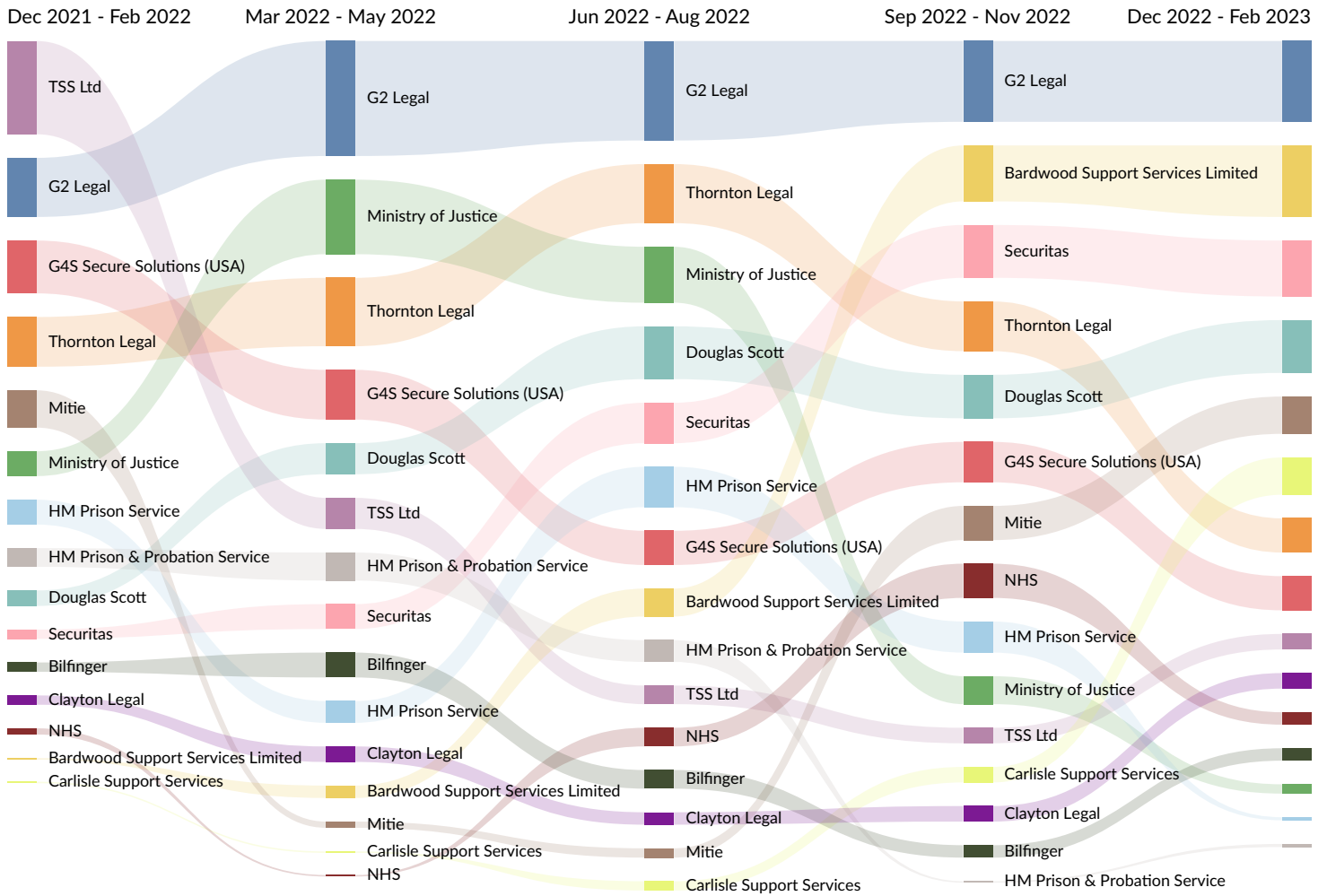
# Job Title Trends in Job Postings by Quarter

The chart below captures the postings trend for the top 15 job titles posted for based on your filters.



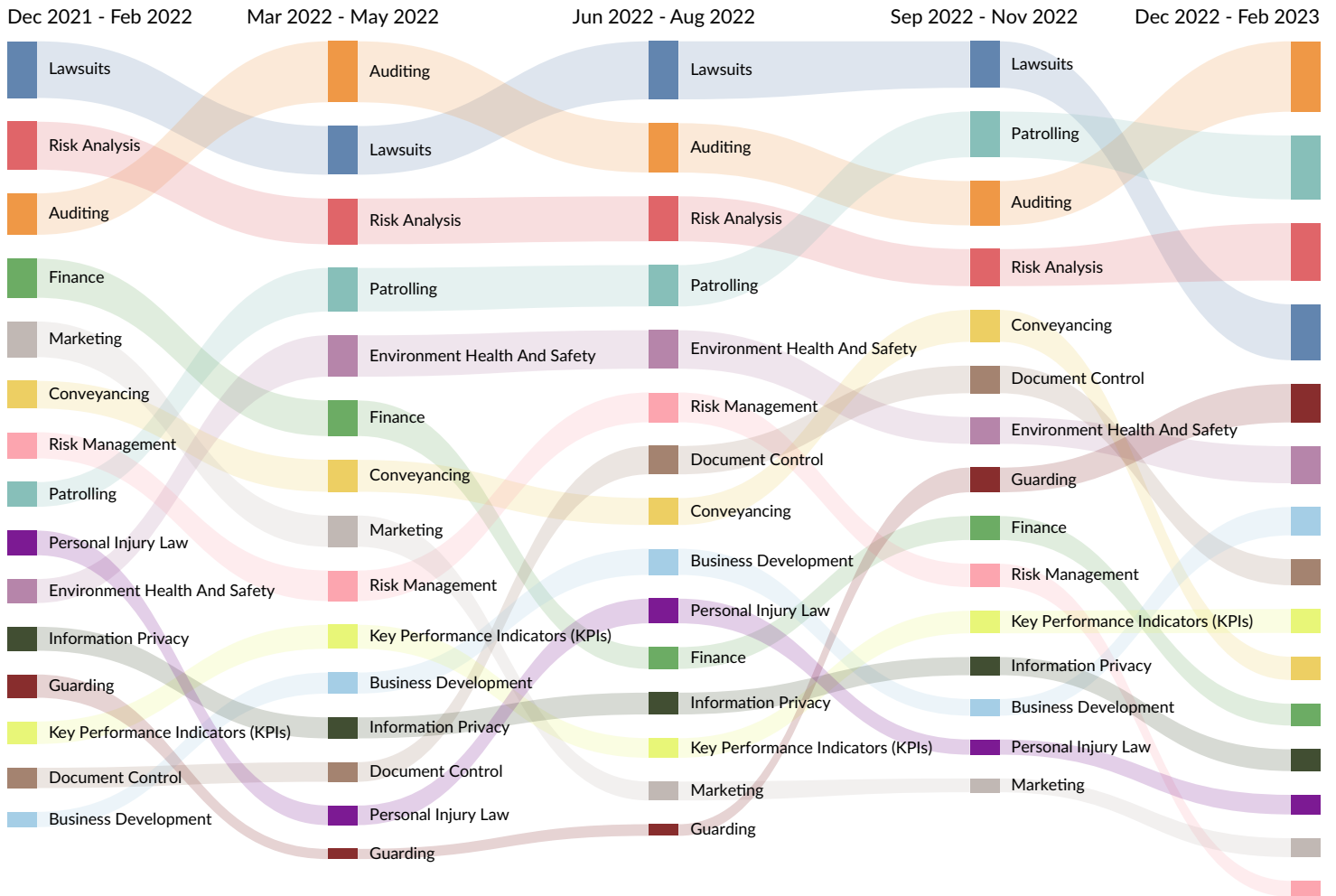
# Company Trends in Job Postings by Quarter

The chart below captures the postings trend for the top 15 companies posted for based on your filters.



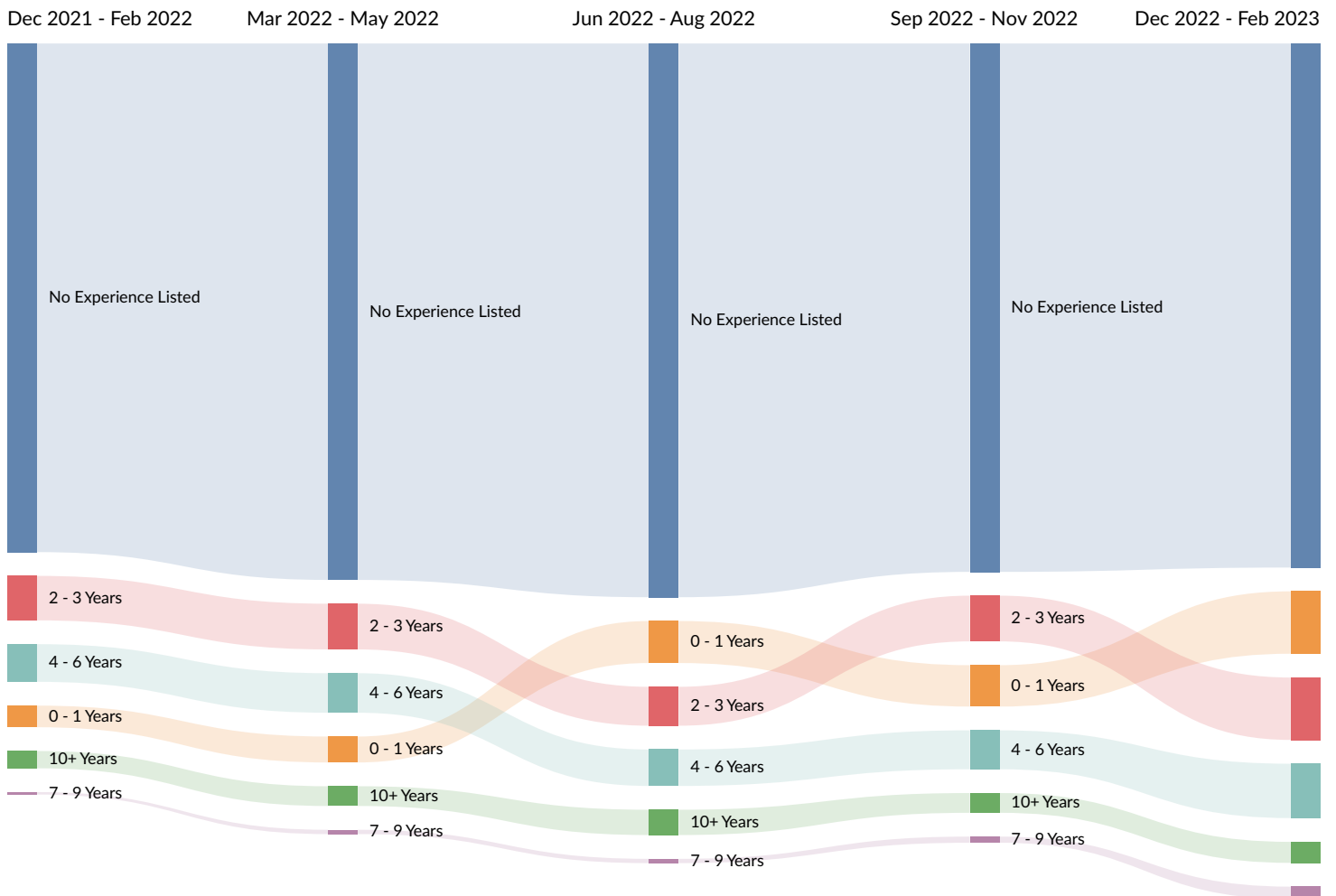
# Skill Trends in Job Postings by Quarter

The chart below captures the postings trend for the top 15 skills posted for based on your filters.



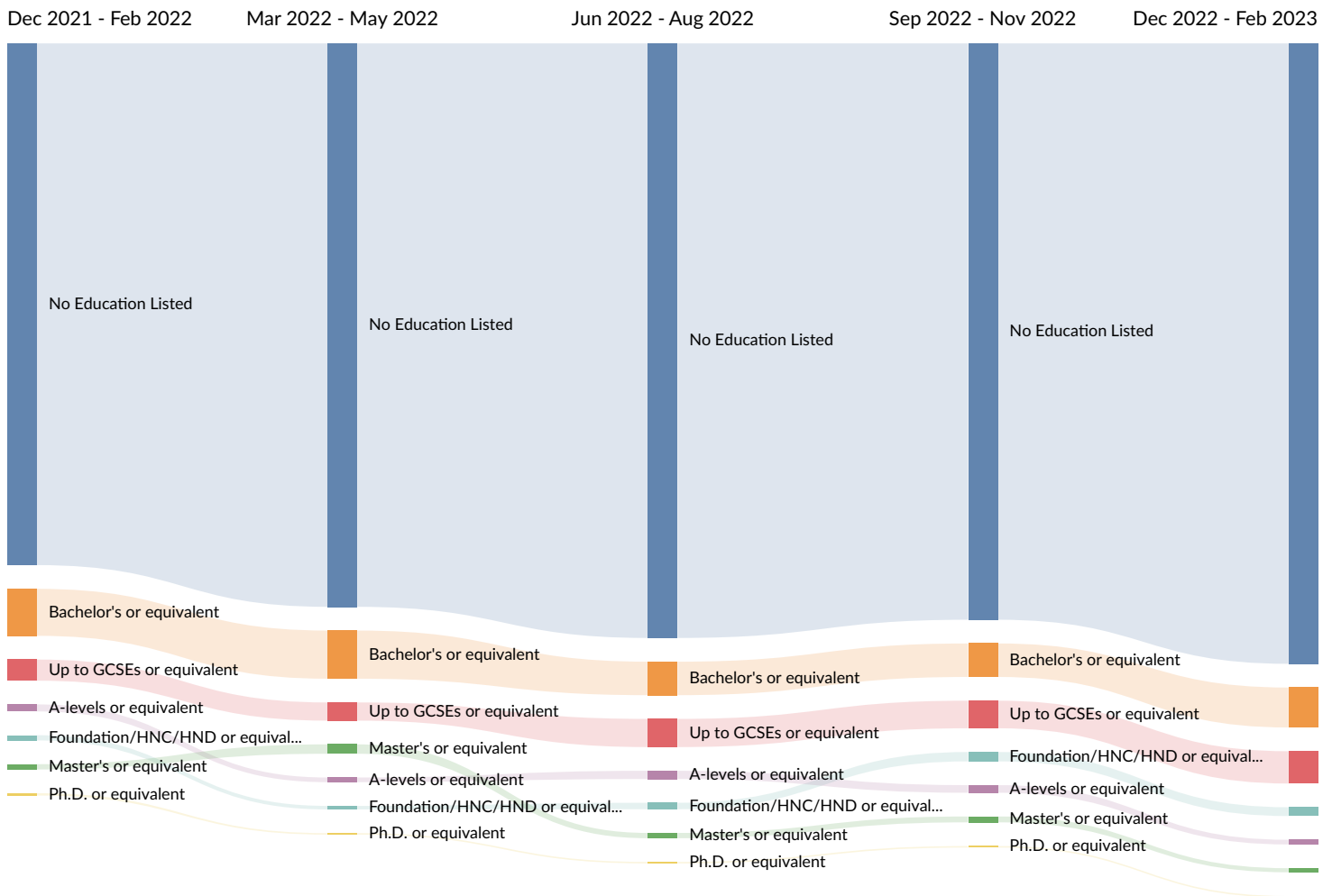
# Minimum Experience Requirement Trends in Job Postings by Quarter

The chart below captures the trend for the experience requirements by quarter shown in postings in your region based on your filters.



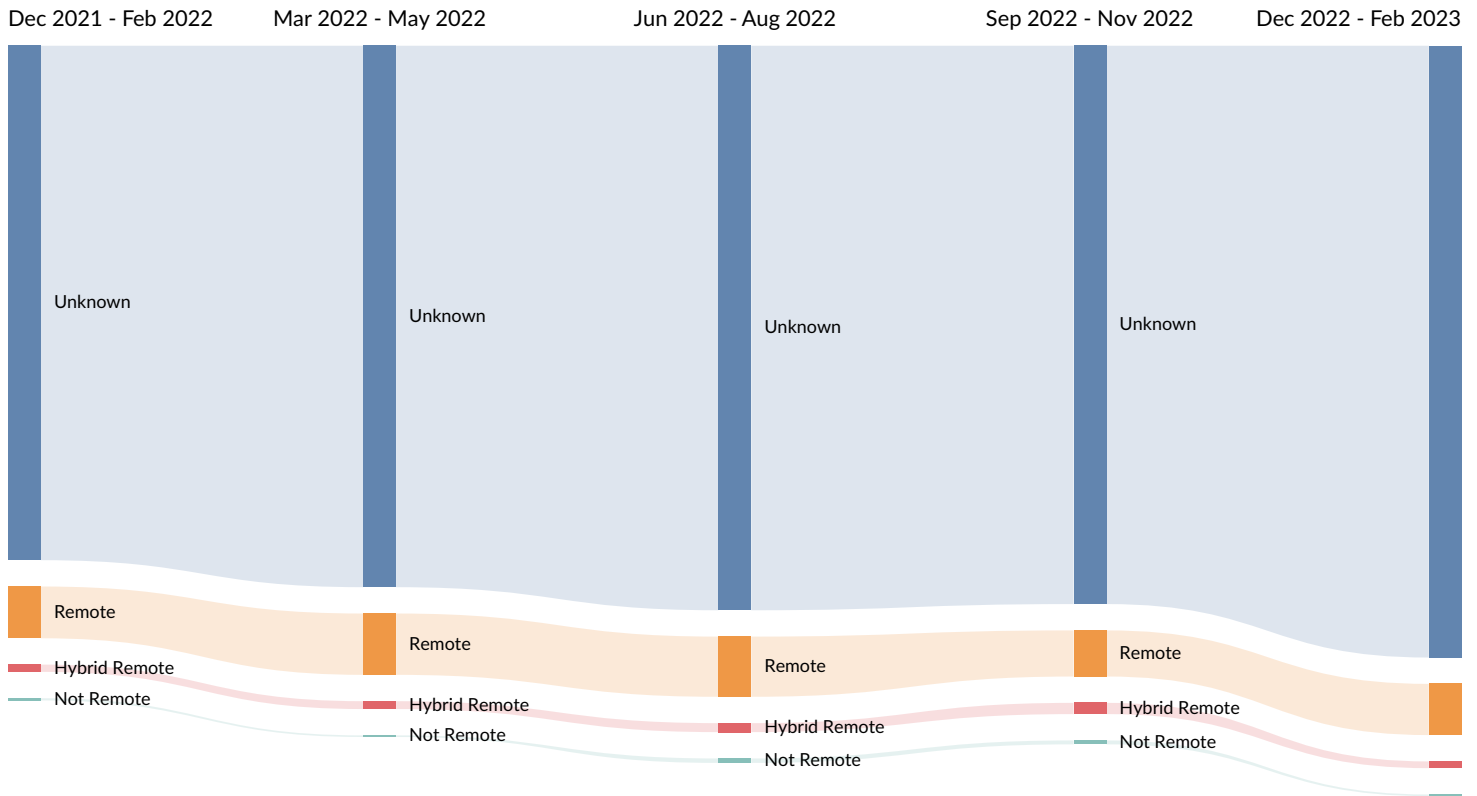
# Educational Requirement Trends in Job Postings by Quarter

The chart below captures the quarterly trend for the educational requirements shown in postings in your region based on your filters.

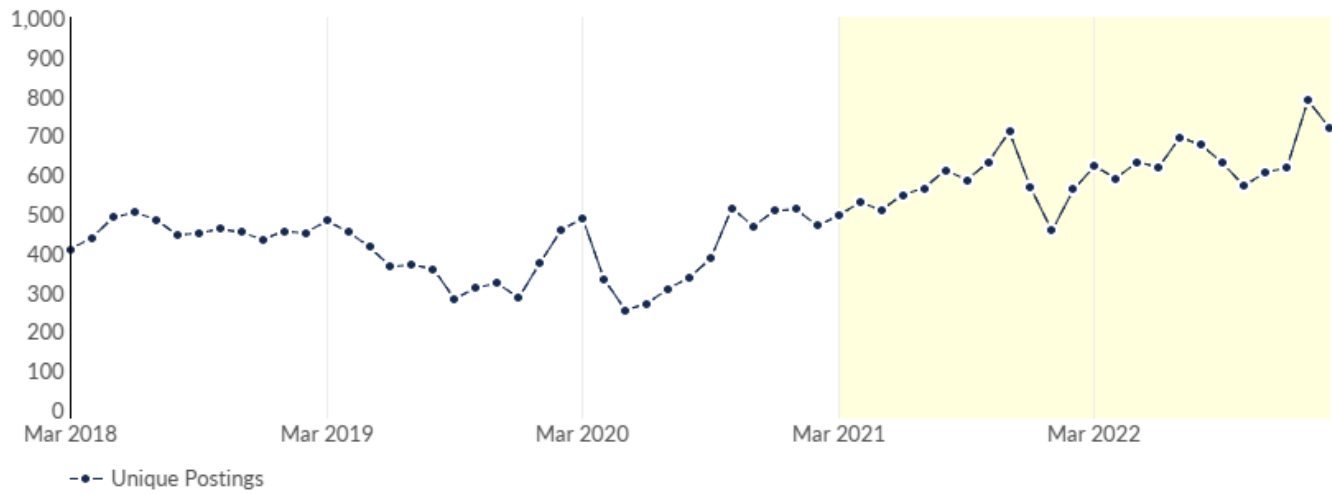


# Remote Trends in Job Postings by Quarter

The chart below captures the remote posting trends based on your filters.



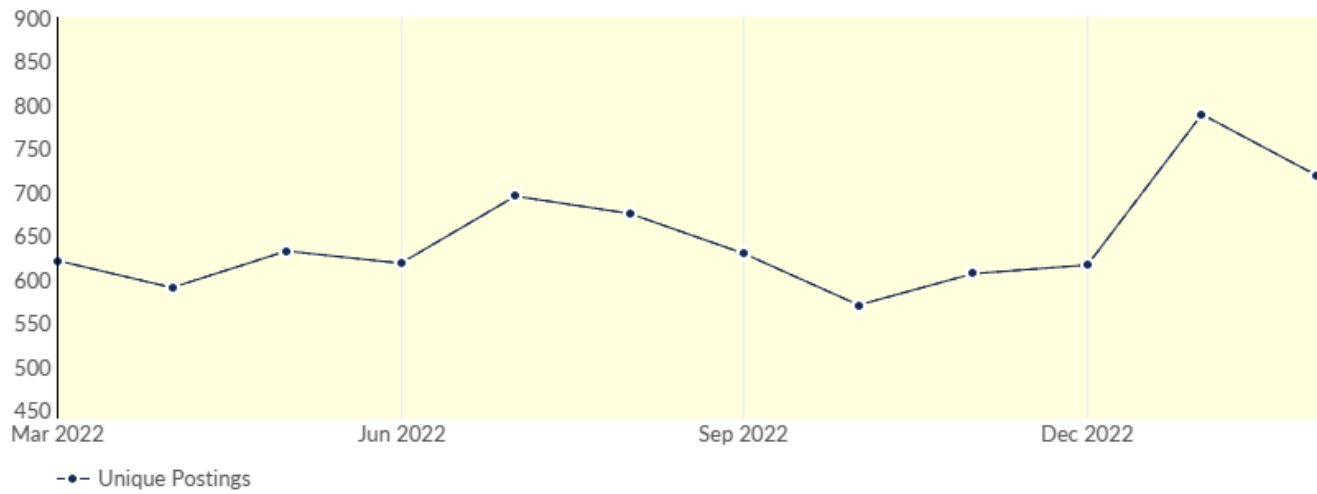
# Unique Postings Trend



Month	Unique Postings	Posting Intensity
Feb 2023	719	2 : 1
Jan 2023	789	2 : 1
Dec 2022	616	3 : 1
Nov 2022	606	3 : 1
Oct 2022	570	3 : 1
Sep 2022	629	2 : 1
Aug 2022	675	3 : 1
Jul 2022	695	2 : 1
Jun 2022	618	2 : 1
May 2022	632	3 : 1
Apr 2022	590	3 : 1
Mar 2022	621	2 : 1



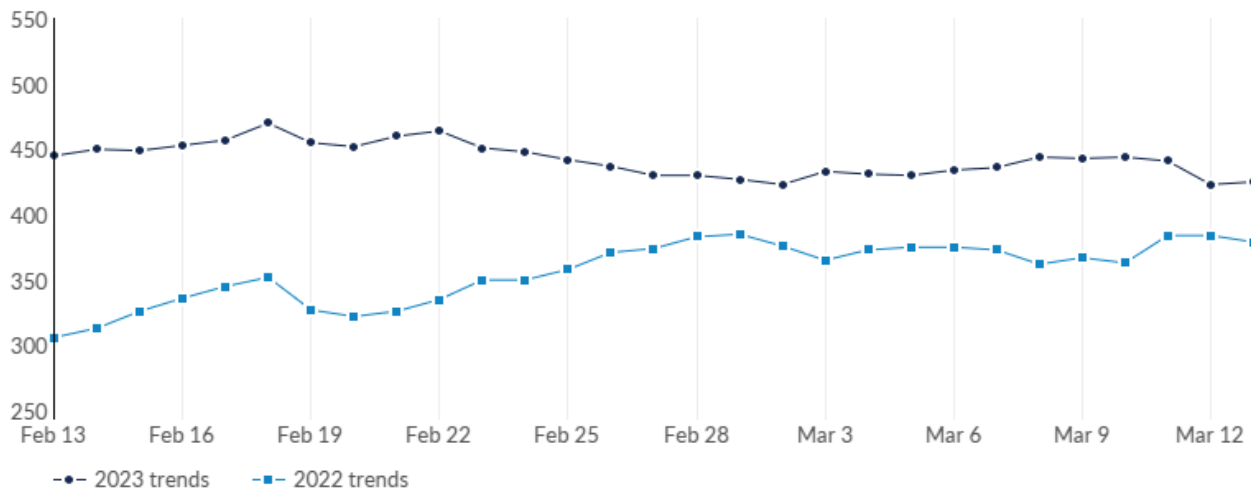
## Unique Postings Trend



Month	Unique Postings	Posting Intensity
Feb 2023	719	2 : 1
Jan 2023	789	2 : 1
Dec 2022	616	3 : 1
Nov 2022	606	3 : 1
Oct 2022	570	3 : 1
Sep 2022	629	2 : 1
Aug 2022	675	3 : 1
Jul 2022	695	2 : 1
Jun 2022	618	2 : 1
May 2022	632	3 : 1
Apr 2022	590	3 : 1
Mar 2022	621	2 : 1

# Unique Postings Trend

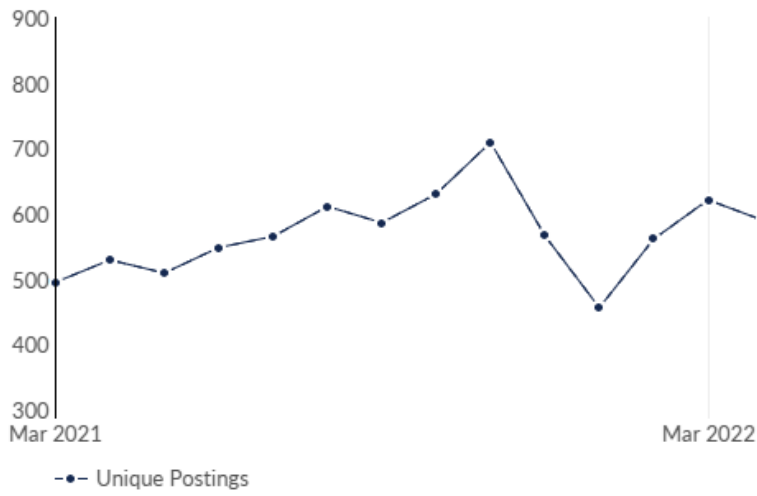
This view displays the most recent 30 days of job postings activity to show near-term trends. It does not reflect your timeframe.



Day	Unique Postings	Last Year's Unique Postings	% Change
February 13, 2023	445	306	+45.4%
February 14, 2023	450	313	+43.8%
February 15, 2023	449	326	+37.7%
February 16, 2023	453	336	+34.8%
February 17, 2023	457	345	+32.5%
February 18, 2023	470	352	+33.5%
February 19, 2023	455	327	+39.1%
February 20, 2023	452	322	+40.4%
February 21, 2023	460	326	+41.1%
February 22, 2023	464	335	+38.5%
February 23, 2023	451	350	+28.9%
February 24, 2023	448	350	+28.0%
February 25, 2023	442	358	+23.5%
February 26, 2023	437	371	+17.8%
February 27, 2023	430	374	+15.0%
February 28, 2023	430	383	+12.3%
March 1, 2023	427	385	+10.9%
March 2, 2023	423	376	+12.5%

March 3, 2023	433	365	+18.6%
March 4, 2023	431	373	+15.5%
March 5, 2023	430	375	+14.7%
March 6, 2023	434	375	+15.7%
March 7, 2023	436	373	+16.9%
March 8, 2023	444	362	+22.7%
March 9, 2023	443	367	+20.7%
March 10, 2023	444	363	+22.3%
March 11, 2023	441	384	+14.8%
March 12, 2023	423	384	+10.2%
March 13, 2023	425	379	+12.1%
March 14, 2023	377	379	-0.5%

# Unique Postings Trend



Month	Unique Postings	Posting Intensity
Feb 2023	719	2 : 1
Jan 2023	789	2 : 1
Dec 2022	616	3 : 1
Nov 2022	606	3 : 1
Oct 2022	570	3 : 1
Sep 2022	629	2 : 1
Aug 2022	675	3 : 1
Jul 2022	695	2 : 1
Jun 2022	618	2 : 1
May 2022	632	3 : 1
Apr 2022	590	3 : 1
Mar 2022	621	2 : 1

# Appendix A - Data Sources and Calculations

## Lightcast Job Postings

Job postings are collected from various sources and processed/enriched to provide information such as standardized company name, occupation, skills, and geography.