

Job Posting Analytics

Lightcast Q1 2025 Data Set

April 2025

Parameters

Select Timeframe: Apr 2024 - Mar 2025

Regions:

Code	Description	Code	Description
E06000050	Cheshire West and Chester	E06000007	Warrington
E06000049	Cheshire East		

Minimum Experience Required: Any

Advertised Salary: Include all postings regardless

Education Level: Any

Company Type:

Non-Staffing Companies

Keyword Search:

Posting Type: Active Postings

Job Postings Overview

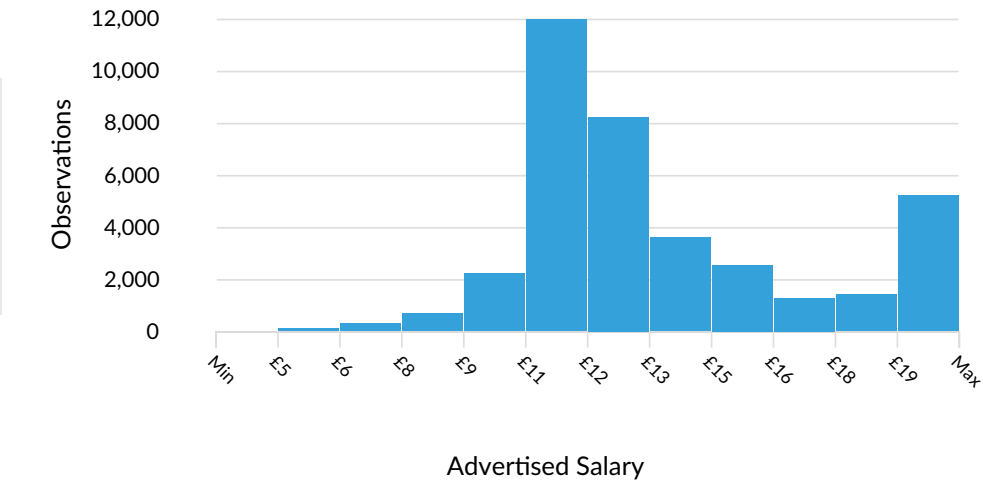


Advertised Salary

There are 37,473 advertised salary observations (43% of the 87,396 matching postings).

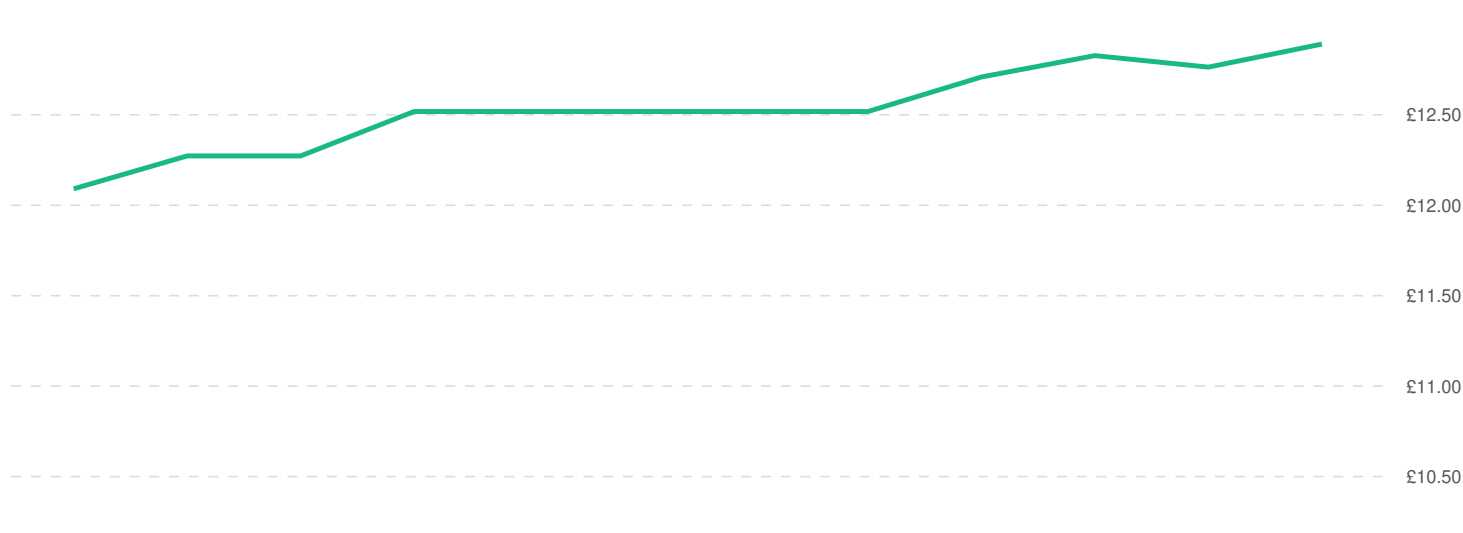
£12.52/hr

Median Advertised Salary

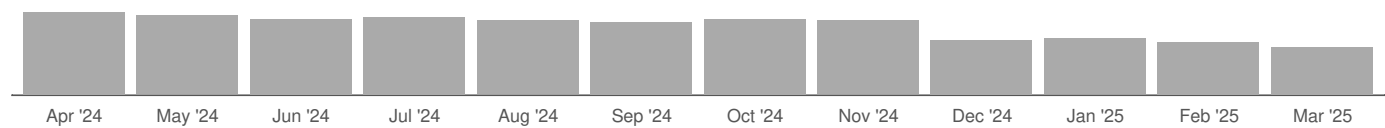


Advertised Salary Trend

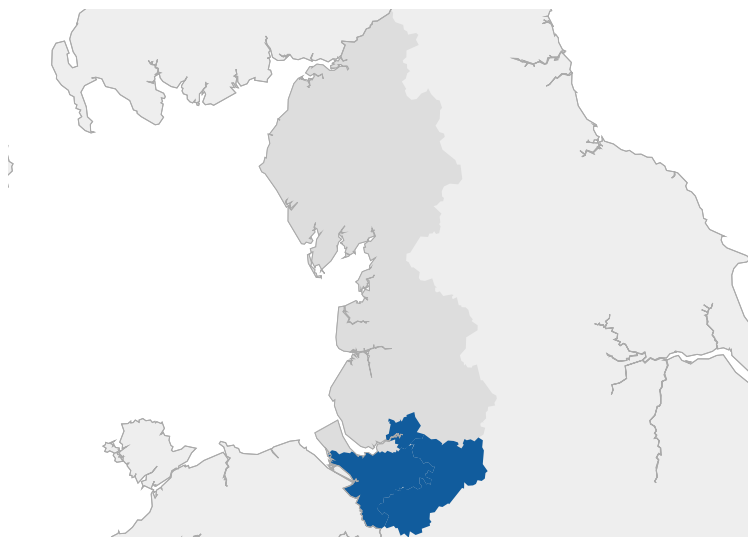
▲ 6.6% Apr 2024 - Mar 2025
£12.52 Median



37,474 Job Postings

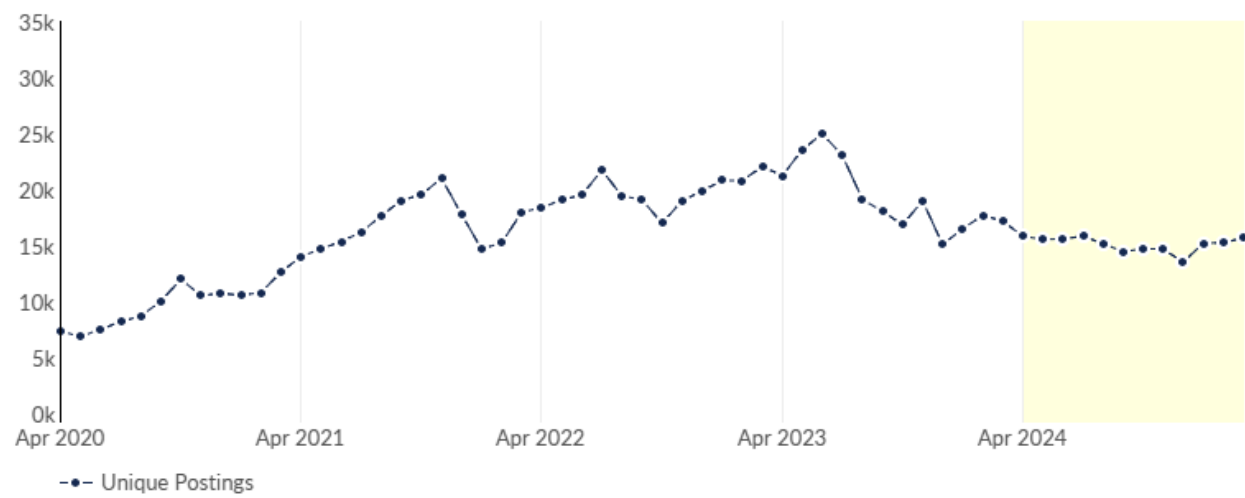


Job Postings Regional Breakdown



Local Authority	Unique Postings (Apr 2024 - Mar 2025)
Cheshire West and Chester	31,140
Cheshire East	31,082
Warrington	25,174

Unique Postings Trend



Month	Unique Postings	Posting Intensity
Mar 2025	15,685	2 : 1
Feb 2025	15,256	2 : 1
Jan 2025	15,217	2 : 1
Dec 2024	13,507	2 : 1
Nov 2024	14,697	2 : 1
Oct 2024	14,711	2 : 1
Sep 2024	14,469	3 : 1
Aug 2024	15,169	3 : 1
Jul 2024	15,852	3 : 1
Jun 2024	15,585	3 : 1
May 2024	15,564	3 : 1
Apr 2024	15,821	3 : 1
Mar 2024	17,198	3 : 1
Feb 2024	17,697	3 : 1
Jan 2024	16,504	3 : 1
Dec 2023	15,085	3 : 1
Nov 2023	19,001	3 : 1
Oct 2023	16,868	3 : 1
Sep 2023	18,048	3 : 1
Aug 2023	19,122	3 : 1

Jul 2023	23,025	3 : 1
Jun 2023	24,992	3 : 1
May 2023	23,558	3 : 1
Apr 2023	21,248	3 : 1
Mar 2023	22,062	3 : 1
Feb 2023	20,807	3 : 1
Jan 2023	20,809	3 : 1
Dec 2022	19,884	3 : 1
Nov 2022	18,994	3 : 1
Oct 2022	17,001	3 : 1
Sep 2022	19,102	3 : 1
Aug 2022	19,427	3 : 1
Jul 2022	21,742	3 : 1
Jun 2022	19,512	3 : 1
May 2022	19,096	3 : 1
Apr 2022	18,381	3 : 1
Mar 2022	17,986	3 : 1
Feb 2022	15,236	3 : 1
Jan 2022	14,694	4 : 1
Dec 2021	17,788	4 : 1
Nov 2021	21,016	4 : 1
Oct 2021	19,547	4 : 1
Sep 2021	19,035	4 : 1
Aug 2021	17,682	4 : 1
Jul 2021	16,198	4 : 1
Jun 2021	15,364	4 : 1
May 2021	14,716	4 : 1
Apr 2021	14,022	4 : 1
Mar 2021	12,650	4 : 1
Feb 2021	10,808	4 : 1
Jan 2021	10,566	4 : 1

Dec 2020	10,728	4 : 1
Nov 2020	10,548	4 : 1
Oct 2020	11,989	4 : 1
Sep 2020	10,043	4 : 1
Aug 2020	8,706	4 : 1
Jul 2020	8,192	3 : 1
Jun 2020	7,539	3 : 1
May 2020	6,864	3 : 1
Apr 2020	7,362	3 : 1

Education Breakdown

Education Level	Unique Postings	% of Total
Up to GCSEs or equivalent	7,589	9%
No Education Listed	68,067	78%
A-levels or equivalent	4,478	5%
Foundation/HNC/HND or equivalent	2,083	2%
Bachelor's or equivalent	6,970	8%
Master's or equivalent	2,358	3%
Ph.D. or equivalent	523	1%

Minimum Education Breakdown

Minimum Education Level	Unique Postings (minimum)	Unique Postings (max advertised)	% of Total (minimum)
Up to GCSEs or equivalent	7,589	0	9%
A-levels or equivalent	3,028	1,246	3%
Foundation/HNC/HND or equivalent	1,477	439	2%
Bachelor's or equivalent	6,103	797	7%
Master's or equivalent	889	1,407	1%
Ph.D. or equivalent	243	280	0%

Experience Breakdown











Minimum Experience	Unique Postings	% of Total
No Experience Listed	61,913	71%
0 - 1 Years	10,642	12%
2 - 3 Years	7,756	9%
4 - 6 Years	4,634	5%
7 - 9 Years	594	1%
10+ Years	1,857	2%

Top Companies Posting











	Total/Unique (Apr 2024 - Mar 2025)	Posting Intensity	Median Posting Duration
NHS	18,878 / 5,679	3 : 1 	24 days
Warrington Borough Council	1,280 / 840	2 : 1 	17 days
Absolute Interpreting And Translations	735 / 633	1 : 1 	20 days
Barclays	2,112 / 604	3 : 1 	16 days
Cheshire West And Chester Council	1,387 / 550	3 : 1 	21 days
United Utilities	823 / 542	2 : 1 	19 days
Jacobs Solutions	1,488 / 450	3 : 1 	30 days
AstraZeneca	707 / 391	2 : 1 	23 days
Kids Planet Day Nurseries	882 / 377	2 : 1 	27 days
Cwp-Gmbh	1,098 / 359	3 : 1 	21 days
Cheshire East Council	677 / 353	2 : 1 	26 days
Amentum	1,016 / 347	3 : 1 	29 days
Tesco	1,843 / 327	6 : 1 	17 days
Radius Payment Solutions Limited	618 / 327	2 : 1 	30 days
Mitchells & Butlers	908 / 311	3 : 1 	17 days
ALDI	867 / 297	3 : 1 	19 days
Morrisons	690 / 291	2 : 1 	22 days
JD Wetherspoon	777 / 291	3 : 1 	23 days
Barchester	1,299 / 290	4 : 1 	22 days
Bentley Motors	318 / 257	1 : 1 	15 days
Costa Coffee	599 / 245	2 : 1 	26 days
Maria Mallaband Care Group	1,014 / 244	4 : 1 	28 days
McDonald's	789 / 236	3 : 1 	22 days
Maid2Clean	421 / 218	2 : 1 	14 days
Bilfinger	568 / 211	3 : 1 	25 days
The Boots Company	591 / 208	3 : 1 	25 days
Care Uk	741 / 206	4 : 1 	31 days
Compass Group	857 / 205	4 : 1 	33 days

Disability Positive	285 / 203	1 : 1		26 days
Bupa	864 / 201	4 : 1		30 days
AECOM	625 / 201	3 : 1		16 days
Ee Agency Ltd	2,168 / 200	11 : 1		25 days
Royal London Mutual Insurance Society	420 / 195	2 : 1		19 days
Alternative Futures Group Ltd	564 / 194	3 : 1		18 days
Sodexo	1,044 / 192	5 : 1		31 days
Stantec	432 / 191	2 : 1		25 days
Babcock International Group	537 / 190	3 : 1		23 days
Sytner Group	543 / 183	3 : 1		29 days
Cheshire College - South and West	324 / 180	2 : 1		20 days
Asda	1,026 / 179	6 : 1		29 days
MHA	395 / 174	2 : 1		32 days
Warrington and Vale Royal College	523 / 173	3 : 1		27 days
Cheshire East Cab Limited	221 / 160	1 : 1		27 days
Spire Healthcare Group Plc	304 / 154	2 : 1		31 days
Bilfinger Industrial Services - USA	291 / 153	2 : 1		29 days
Ministry of Justice	249 / 150	2 : 1		19 days
Loungers Ltd	786 / 149	5 : 1		33 days
Marks And Spencer	319 / 147	2 : 1		20 days
University Of Chester	214 / 144	1 : 1		27 days
Alcedo Care Limited	519 / 143	4 : 1		31 days


Top Cities Posting

City	Total/Unique (Apr 2024 - Mar 2025)	Posting Intensity	Median Posting Duration
Warrington	53,966 / 24,085	2 : 1 	25 days
Chester, Cheshire West and Chester	39,022 / 17,616	2 : 1 	26 days
Crewe, Cheshire East	20,002 / 9,386	2 : 1 	25 days
Macclesfield, Cheshire East	15,614 / 6,989	2 : 1 	25 days
Ellesmere Port, Cheshire West and Chester	11,310 / 5,632	2 : 1 	25 days
Northwich, Cheshire West and Chester	6,861 / 3,592	2 : 1 	25 days
Knutsford, Cheshire East	7,770 / 3,193	2 : 1 	25 days
Wilmslow, Cheshire East	5,775 / 3,003	2 : 1 	27 days
Winsford, Cheshire West and Chester	4,408 / 2,152	2 : 1 	26 days
Nantwich, Cheshire East	3,902 / 2,129	2 : 1 	25 days

Top Posted Occupations

	Total/Unique (Apr 2024 - Mar 2025)	Posting Intensity	Median Posting Duration
Care Workers and Home Carers	11,381 / 4,188	3 : 1 	30 days
Cleaners and Domestic	8,096 / 3,650	2 : 1 	25 days
Sales Related Occupations n.e.c.	7,591 / 3,369	2 : 1 	26 days
Kitchen and Catering Assistants	5,240 / 2,175	2 : 1 	26 days
Customer Service Occupations n.e.c.	5,377 / 2,063	3 : 1 	26 days
Sales and Retail Assistants	5,216 / 1,985	3 : 1 	24 days
Teaching Assistants	2,958 / 1,424	2 : 1 	28 days
Managers and Directors in Retail and Wholesale	2,737 / 1,325	2 : 1 	26 days
Other Registered Nursing Professionals	3,482 / 1,230	3 : 1 	23 days
Chefs	3,209 / 1,167	3 : 1 	25 days


Top Posted Occupations

Occupation	Total/Unique (Apr 2024 - Mar 2025)	Posting Intensity	Median Posting Duration
Janitor / Cleaner	6,898 / 3,311	2 : 1 	24 days
Home Health Aide	7,366 / 2,470	3 : 1 	29 days
Office / Administrative Assistant	4,584 / 2,204	2 : 1 	23 days
Retail Sales Associate	5,530 / 2,157	3 : 1 	24 days
Customer Service Representative	5,156 / 1,961	3 : 1 	26 days
Registered Nurse	4,932 / 1,768	3 : 1 	23 days
Caregiver / Personal Care Aide	4,023 / 1,720	2 : 1 	30 days
Teacher Assistant	3,197 / 1,562	2 : 1 	28 days
Sales Representative	3,568 / 1,544	2 : 1 	26 days
Preschool / Childcare Teacher	2,568 / 1,375	2 : 1 	27 days
Retail Store Manager / Supervisor	3,019 / 1,315	2 : 1 	24 days
Tractor-Trailer Truck Driver	2,723 / 1,168	2 : 1 	25 days
Chef	3,209 / 1,167	3 : 1 	25 days
Kitchen Staff	2,683 / 1,154	2 : 1 	28 days
Sales Assistant	2,439 / 1,034	2 : 1 	24 days
Maid / Housekeeping Staff	2,545 / 1,026	2 : 1 	25 days
Bartender	1,902 / 988	2 : 1 	31 days
Laborer / Warehouse Worker	1,667 / 919	2 : 1 	22 days
Waiter / Waitress	1,628 / 866	2 : 1 	29 days
Sales Delivery Driver	2,340 / 828	3 : 1 	27 days
Receptionist	1,554 / 825	2 : 1 	23 days
Interpreter / Translator	884 / 706	1 : 1 	21 days
Family / School / General Social Worker	1,488 / 701	2 : 1 	27 days
Project Manager	1,259 / 699	2 : 1 	22 days
Operations Manager / Supervisor	1,422 / 686	2 : 1 	22 days
Business Development / Sales Manager	1,285 / 684	2 : 1 	26 days











Youth Counselor / Worker	1,666 / 662	3 : 1		28 days
Bookkeeper / Accounting Clerk	1,041 / 658	2 : 1		24 days
Mechanical Engineer	1,570 / 643	2 : 1		26 days
Nurse Practitioner	2,164 / 638	3 : 1		26 days
Fast Food / Counter Worker	1,636 / 638	3 : 1		26 days
Software Developer / Engineer	1,433 / 588	2 : 1		18 days
Barista	1,146 / 544	2 : 1		24 days
Customer Service Manager	1,019 / 522	2 : 1		25 days
Healthcare Administrator	1,332 / 518	3 : 1		26 days
Restaurant / Food Service Manager	1,264 / 513	2 : 1		22 days
Automotive Service Technician / Mechanic	1,241 / 490	3 : 1		27 days
Physician	1,400 / 488	3 : 1		23 days
Restaurant / Food Service Supervisor	1,060 / 485	2 : 1		28 days
Computer Support Specialist	865 / 473	2 : 1		23 days
Tutor	787 / 459	2 : 1		28 days
Nursing Home / Home Health Administrator	955 / 445	2 : 1		27 days
Manufacturing Machine Operator	895 / 433	2 : 1		26 days
Estimator	708 / 406	2 : 1		27 days
Dishwasher	803 / 396	2 : 1		29 days
Security Officer	661 / 387	2 : 1		28 days
Financial Manager	719 / 378	2 : 1		24 days
Busser / Banquet Worker / Cafeteria Attendant	915 / 378	2 : 1		20 days
Maintenance / Service Supervisor	740 / 378	2 : 1		27 days
Landscaping / Groundskeeping Worker	686 / 376	2 : 1		23 days

Top Posted Job Titles

	Total/Unique (Apr 2024 - Mar 2025)	Posting Intensity	Median Posting Duration
Support Workers	4,203 / 1,658	3 : 1 	29 days
Cleaners	3,290 / 1,456	2 : 1 	26 days
Care Assistants	3,622 / 1,126	3 : 1 	30 days
Teaching Assistants	1,556 / 707	2 : 1 	28 days
Team Members	1,336 / 553	2 : 1 	29 days
Health Care Assistants	1,413 / 545	3 : 1 	27 days
Kitchen Assistants	1,054 / 485	2 : 1 	27 days
Sales Assistants	1,128 / 464	2 : 1 	25 days
Delivery Drivers	1,329 / 449	3 : 1 	30 days
Early Years Teachers	843 / 419	2 : 1 	27 days
Team Leads	1,053 / 414	3 : 1 	26 days
Customer Service Advisors	1,284 / 404	3 : 1 	26 days
Cleaning Operatives	772 / 404	2 : 1 	25 days
Kitchen Porters	799 / 391	2 : 1 	29 days
Receptionists	759 / 383	2 : 1 	24 days
Warehouse Operatives	813 / 380	2 : 1 	23 days
Nursery Practitioners	616 / 361	2 : 1 	31 days
Bar Staff	713 / 355	2 : 1 	28 days
Wait Staff	752 / 346	2 : 1 	27 days
Catering Assistants	912 / 315	3 : 1 	23 days
Registered Nurses	990 / 313	3 : 1 	28 days
Housekeepers	712 / 311	2 : 1 	26 days
Interpreters	331 / 303	1 : 1 	20 days
Apprentices	515 / 302	2 : 1 	25 days
Retail Assistants	650 / 291	2 : 1 	22 days
Administrators	501 / 288	2 : 1 	22 days
Personal Care Assistants	774 / 276	3 : 1 	32 days
Bartenders	566 / 270	2 : 1 	32 days

Residential Support Workers	670 / 262	3 : 1		30 days
Baristas	577 / 247	2 : 1		23 days
Supervisors	478 / 240	2 : 1		28 days
Chefs	688 / 237	3 : 1		28 days
Early Years Practitioners	478 / 236	2 : 1		29 days
Quantity Surveyors	415 / 236	2 : 1		26 days
Sales Advisors	483 / 232	2 : 1		29 days
Vehicle Technicians	606 / 232	3 : 1		30 days
Home Care Assistants	892 / 223	4 : 1		33 days
Store Colleagues	1,233 / 220	6 : 1		23 days
Mental Health Practitioners	1,226 / 213	6 : 1		31 days
Sous Chefs	654 / 209	3 : 1		23 days
Domestic Assistants	677 / 207	3 : 1		31 days
Domestic Cleaners	322 / 201	2 : 1		28 days
Project Managers	331 / 200	2 : 1		22 days
Sales Executives	371 / 198	2 : 1		24 days
HGV Class 1 Drivers	649 / 190	3 : 1		26 days
Primary School Teachers	285 / 189	2 : 1		23 days
SEN Teaching Assistants	423 / 176	2 : 1		32 days
Activities Coordinators	397 / 175	2 : 1		27 days
Production Operatives	416 / 174	2 : 1		23 days
Store Managers	429 / 172	2 : 1		27 days

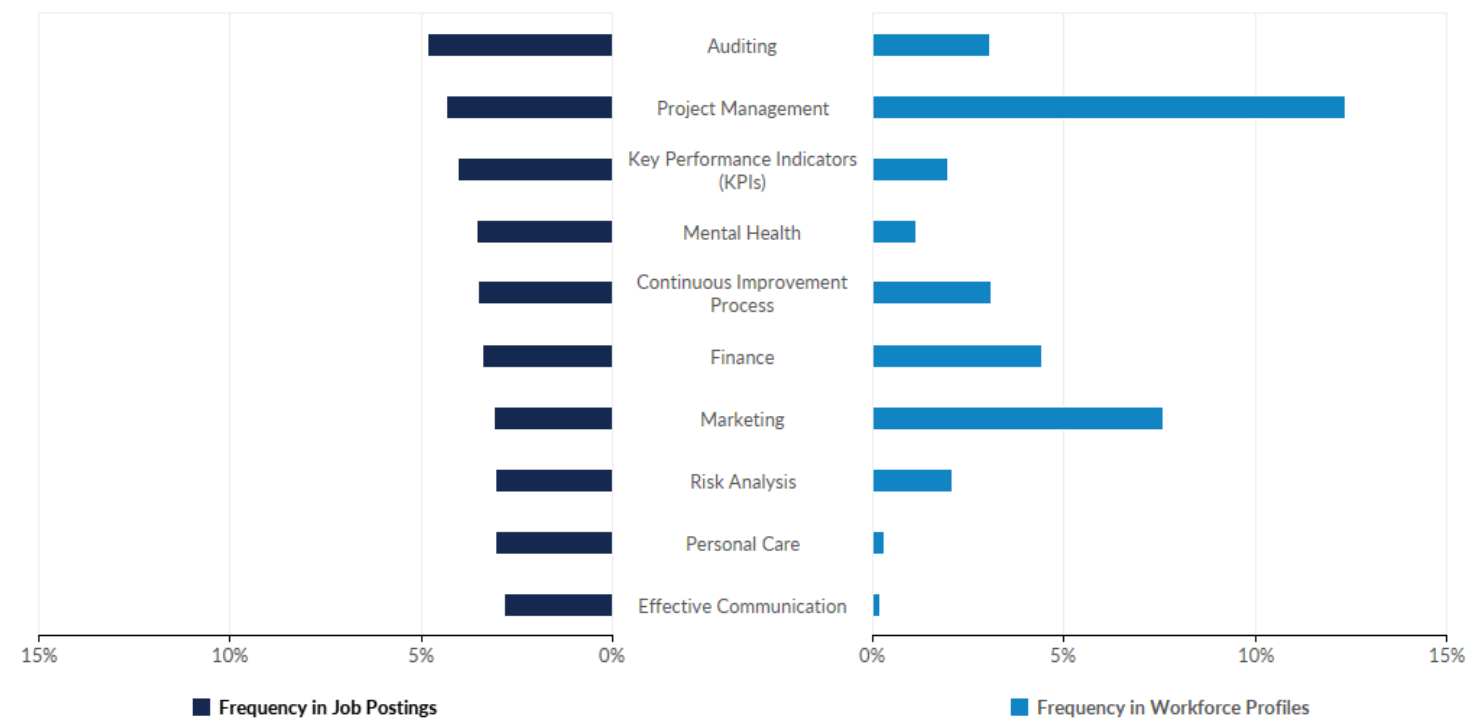
Top Industries

Industry	Total/Unique (Apr 2024 - Mar 2025)	Posting Intensity	Median Posting Duration
Human Health Activities	26,625 / 8,701	3 : 1 	24 days
Retail Trade, Except of Motor Vehicles and Motorcycles	13,910 / 5,501	3 : 1 	23 days
Food and Beverage Service Activities	12,905 / 4,893	3 : 1 	28 days
Activities of Head Offices; Management Consultancy Activities	7,973 / 3,836	2 : 1 	26 days
Education	8,063 / 3,233	2 : 1 	24 days
Residential Care Activities	8,770 / 3,042	3 : 1 	26 days
Architectural and Engineering Activities; Technical Testing and Analysis	5,064 / 1,987	3 : 1 	27 days
Public Administration and Defence; Compulsory Social Security	2,982 / 1,964	2 : 1 	20 days
Wholesale and Retail Trade and Repair of Motor Vehicles and Motorcycles	4,270 / 1,913	2 : 1 	23 days
Financial Service Activities, Except Insurance and Pension Funding	4,481 / 1,896	2 : 1 	21 days

The following provides insight into the supply and demand of relevant skills by comparing the frequency of skills present in job postings against skills present in today's workforce. Along with Lightcast's job posting analytics, this comparison leverages Lightcast's dataset of more than 100M online resumés and profiles. All resumés and profiles used in these comparisons have been updated within the last three years.

**The skills associated with workforce profiles represent workers of all education and experience levels.*

Top Specialized Skills



Top Specialized Skills

	Frequency in Postings	Postings with Skill / Total Postings (Apr 2024 - Mar 2025)	Frequency in Profiles	Profiles with Skill / Total Profiles (2023 - 2025)
Auditing	5%	4,235 / 87,396	3%	8,609 / 281,519
Project Management	4%	3,808 / 87,396	12%	34,738 / 281,519
Key Performance Indicators (KPIs)	4%	3,528 / 87,396	2%	5,583 / 281,519
Mental Health	4%	3,112 / 87,396	1%	3,221 / 281,519
Continuous Improvement Process	4%	3,067 / 87,396	3%	8,720 / 281,519
Finance	3%	2,975 / 87,396	4%	12,470 / 281,519
Marketing	3%	2,713 / 87,396	8%	21,381 / 281,519
Risk Analysis	3%	2,676 / 87,396	2%	5,886 / 281,519

Personal Care	3%	2,660 / 87,396	0%	845 / 281,519
Effective Communication	3%	2,482 / 87,396	0%	486 / 281,519

Top Common Skills



Top Common Skills

	Frequency in Postings	Postings with Skill / Total Postings (Apr 2024 - Mar 2025)	Frequency in Profiles	Profiles with Skill / Total Profiles (2023 - 2025)
Communication	31%	27,276 / 87,396	7%	19,688 / 281,519
Customer Service	20%	17,546 / 87,396	17%	49,214 / 281,519
Management	19%	16,779 / 87,396	21%	57,883 / 281,519
Detail Oriented	12%	10,913 / 87,396	1%	1,538 / 281,519
Sales	12%	10,678 / 87,396	16%	44,190 / 281,519
Leadership	9%	7,762 / 87,396	9%	26,280 / 281,519
Planning	9%	7,647 / 87,396	5%	14,331 / 281,519
Operations	8%	6,569 / 87,396	7%	18,841 / 281,519
Problem Solving	7%	6,532 / 87,396	2%	6,473 / 281,519
English Language	7%	6,271 / 87,396	2%	5,556 / 281,519

Appendix A

Top Posting Sources

Website	Postings on Website (Apr 2024 - Mar 2025)
indeed.com	44,048
dwp.gov.uk	13,722
jobrapido.com	9,631
reed.co.uk	5,611
jobs.nhs.uk	3,657
fish4.co.uk	3,288
jobs24.co.uk	2,867
cv-library.co.uk	2,437
gumtree.com	2,434
leisurejobs.com	1,965
starjobsearch.co.uk	1,855
dejobs.org	1,771
energyjobline.com	1,598
jobs4network.co.uk	1,484
myworkdayjobs.com	1,353
searchukjobs.com	1,351
healthjobsuk.com	1,256
carehome.co.uk	1,162
engineeringjobs.co.uk	1,007
e4s.co.uk	860
warrington.gov.uk	639
findapprenticeship.service.gov.uk	580
jobs-redefined.co	546
britishjobs.co.uk	543
jobserve.com	532

Appendix B

Sample Postings

Pushto(Pashto) Interpreter Jobs in Crewe, Cheshire

Link to Live Job Posting: findajob.dwp.gov.uk

Location: Crewe, Cheshire East

Company: Absolute Interpreting And Translations

Job Title: Pashto Interpreters/Translator Cultural Specialists

Pushto(Pashto) interpreter Jobs In Crewe, Cheshire

DESCRIPTION

Are you a Pushto(Pashto) interpreter based in Crewe, Cheshire or the surrounding area? Look no further! At Absolute Interpreting & Translations, we are recruiting professional interpreters to engage with their communities and help bridge language barriers between patients, end users, and their service providers, such as hospitals, councils, schools, and more. We are a leading interpreting and translation company in the UK, providing face-to-face and on-demand remote telephone and video interpreting services for public and private sector organisations. Our services are available 24/7, 365 days a year. Even if you are available only part-time, this is a great opportunity to join our professional network of interpreters.

SCOPE OF WORK

We serve a wide range of clients across the country who require face-to-face and remote interpreting services at hospitals, schools, social services offices, solicitors, and other public and private sector organisations. If you are confident in delivering professional, high-quality, impartial, and confidential interpreting services, we would love to hear from you.

WHAT DOCUMENTS WILL I NEED TO PROVIDE?

In addition to proof of identity, proof of address, qualifications, and employment references, successful applicants will be required to have or apply for an enhanced DBS check. More details about the recruitment process will be provided once you have submitted your application.

DO YOU REQUIRE INTERPRETERS FOR OTHER LANGUAGES?

Yes! We are always expanding and require interpreters for all languages nationwide. Here are some examples of languages we currently need: Greek in Oxfordshire Shona in Wolverhampton German in Buckingham Bahasa in Banbury If your language isn't listed above, don't worry please proceed with your application!

WHY JOIN ABSOLUTE?

As an employer committed to equality and diversity, we offer additional benefits to our interpreters and translators, including: Compulsory induction and training, regardless of qualifications and experience. Ongoing CPD (Continuing Professional Development) courses to enhance your skills. Support and recognition for your contributions. A steady flow of work, depending on your language. Apply now to start benefiting from our professional services!

Wait Staff — The Royal Oak in Nantwich, Cheshire East (Mar 2025 - Active)

Front of House Staff - Waiter Waitress Server - Part Time	
Link to Live Job Posting: uk.indeed.com	
Location: Nantwich, Cheshire East	Company: The Royal Oak
Job Title: Wait Staff	
<p>Front of House Staff</p> <ul style="list-style-type: none">• Waiter Waitress Server• Part Time The Royal Oak 94 Main Road, Nantwich CW5 6DN Part-Time Waiter Wanted• Join Our Award-Winning Country Pub! Are you a friendly and experienced waiter looking for a part-time role in a welcoming, community-focused pub? As we gear up for a busy summer, we're looking for a dedicated team member to join our award-winning country pub• proudly ranked #1 on TripAdvisor ! <p>What We Offer:</p> <p>A lively and supportive team in a great community atmosphere Flexible part-time hours to fit around your schedule Competitive pay + tips The chance to work in a highly-rated and popular pub</p> <p>What We're Looking For:</p> <p>Experience in a similar hospitality role</p> <ul style="list-style-type: none">• this is essential A friendly, customer-focused attitude Someone who thrives in a fast-paced environment Over 18s only (due to licensing regulations) If you're passionate about great service and want to be part of a top-rated venue, we'd love to hear from you! <p>Job Types:</p> <p>Part-time, Permanent Pay:</p> <p>12.00-13.00 per hour Additional pay:</p> <p>Tips Benefits:</p> <p>Company events Company pension Discounted or free food Employee discount Free parking On-site parking</p> <p>Schedule:</p> <p>10 hour shift 12 hour shift 8 hour shift</p> <p>Experience:</p> <p>Hospitality:</p> <p>2 years (required)</p> <p>Work Location:</p> <p>In person</p>	

Thai Interpreter Jobs in Crewe, Cheshire

Link to Live Job Posting: findajob.dwp.gov.uk

Location: Crewe, Cheshire East	Company: Absolute Interpreting And Translations
Job Title: Interpreters	

Thai interpreter Jobs In Crewe, Cheshire

DESCRIPTION

Are you a Thai interpreter based in Crewe, Cheshire or the surrounding area? Look no further! At Absolute Interpreting & Translations, we are recruiting professional interpreters to engage with their communities and help bridge language barriers between patients, end users, and their service providers, such as hospitals, councils, schools, and more. We are a leading interpreting and translation company in the UK, providing face-to-face and on-demand remote telephone and video interpreting services for public and private sector organisations. Our services are available 24/7, 365 days a year. Even if you are available only part-time, this is a great opportunity to join our professional network of interpreters.

SCOPE OF WORK

We serve a wide range of clients across the country who require face-to-face and remote interpreting services at hospitals, schools, social services offices, solicitors, and other public and private sector organisations. If you are confident in delivering professional, high-quality, impartial, and confidential interpreting services, we would love to hear from you.

WHAT DOCUMENTS WILL I NEED TO PROVIDE?

In addition to proof of identity, proof of address, qualifications, and employment references, successful applicants will be required to have or apply for an enhanced DBS check. More details about the recruitment process will be provided once you have submitted your application.

DO YOU REQUIRE INTERPRETERS FOR OTHER LANGUAGES?

Yes! We are always expanding and require interpreters for all languages nationwide. Here are some examples of languages we currently need: Greek in Oxfordshire Shona in Wolverhampton German in Buckingham Bahasa in Banbury If your language isn't listed above, don't worry please proceed with your application!

WHY JOIN ABSOLUTE?

As an employer committed to equality and diversity, we offer additional benefits to our interpreters and translators, including: Compulsory induction and training, regardless of qualifications and experience. Ongoing CPD (Continuing Professional Development) courses to enhance your skills. Support and recognition for your contributions. A steady flow of work, depending on your language. Apply now to start benefiting from our professional services!

Water Demand Reporting Manager	
Link to Live Job Posting: www.unitedutilities.com	
Location: Warrington	Company: United Utilities
Job Title: Reporting Managers	
<p>Job numberUU02546CountryUnited KingdomRegionCheshire West and ChesterLocation nameLingley Mere (UU), Lingley Green Avenue, Great Sankey, Warrington, WA5 3LPPosting End Date09/04/2025Band3Role TypePermanentWork hours37 Hours per WeekSalaryCompetitive Salary Role Details Salary</p> <ul style="list-style-type: none">Competitive SalaryWork TypeHybridJob LocationLingley Mere (UU), Lingley Green Avenue, Great Sankey, Warrington, WA5 3LPRole TypePermanentEmployment TypeFull TimeWorking Hours37. <p>0 Hours per Week United Utilities' (UU) purpose is to deliver great water for a stronger, greener and healthier North West of England. We are committed to providing our services in a way that respects the environment, supports the economy, and benefits society. We value diversity, inclusion and innovation in our workplace, and we foster a culture where our people can grow, excel, and be themselves. We uphold our ethics, values and business model to fulfil our mission and, by setting clear goals and objectives, we create sustainable long-term value for our colleagues, customers and communities. Whether you work with a team that shares your vision or join a network of peers with similar interests, you will find a welcoming and supportive organisation to be part of. We've got a lot to offer. You'll be part of a thriving</p> <p>FTSE 100</p> <p>company and will enjoy a range of core benefits that reflect your value and value contribution Benefits A generous annual leave package of 26 days, which increases to 30 days after four years of service (increases one day per year), in addition to 8 bank holidaysA competitive pension scheme with up to 14% employer contribution, 21% combined, and life coverCar cash allowance</p> <ul style="list-style-type: none">5,000Up to 20% performance-related bonus scheme, as well as recognition awards for outstanding achievementsA comprehensive healthcare plan through our company-funded schemeMyGymDiscountsgym and wellness benefit that offers up to 25% off on gym memberships and digital fitness subscriptionsBest DoctorsSalary FinanceWealth at Work coursesDeals and discountsEVOlve Car SchemeEmployee Assistance PlanMental health first aidersShareBuyMORE Choices flexible benefitsEnhanced parental leave schemes Job Purpose We have an ambitious target to halve leakage by 2050. <p>The Head of Water Demand Reporting will play a critical role in supporting the achievement of this target by overseeing the accurate measurement, analysis, and reporting of water demand across United Utilities. You will be responsible for developing and delivering a clear vision for the Water Demand Reporting team, ensuring that high-quality data and analysis support the wider Water Demand function in meeting its strategic objectives. Your leadership will ensure that reporting processes are efficient, insightful, and fully compliant with internal governance and external regulatory requirements, including those set by Ofwat and the Environment Agency. You will oversee the collection, validation, and analysis of water demand data from various sources, including smart metering, operational network monitoring, and customer consumption data. By transforming this data into meaningful insights, your team will play a crucial role in helping United Utilities optimise network performance, reduce water loss, and meet regulatory commitments. Your team will also be responsible for managing and enhancing the current leakage management system, ensuring that it provides timely and accurate insights to the Water Demand team. These insights will support the identification of leaks, reductions in consumption, and the effective planning of water resources. Additionally, you will drive the adoption of new technologies and analytical techniques to improve demand forecasting, performance monitoring, and regulatory reporting.</p>	

Accountabilities & Responsibilities Ensure timely and accurate submission of regulatory reports on leakage, per capita consumption (PCC), and business demand, adhering to Ofwat, Environment Agency (EA), and other regulatory body requirements. Maintain compliance with Annual Performance Reporting (APR) standards. Lead and develop a high-performing team of analysts and professionals, fostering a culture of continuous improvement, professional growth, and innovation in water demand reporting. Oversee the management and enhancement of the leakage management system and data extraction processes. Drive improvements in data accuracy and reporting efficiency through automation and innovative business intelligence tools. Collaborate with Water Services, Asset Management, Finance, and Regulatory teams to align water demand reporting with strategic objectives. Provide actionable, data-driven insights for operational and strategic decision-making. Monitor and report progress against internal and regulatory targets, including WRMP and AMP forecasts. Ensure effective performance tracking, investment prioritisation, and the delivery of Outcome Delivery Incentives (ODIs) and Performance Commitment Deliverables (PCDs).

Technical Skills & Experience Extensive water industry experience, including in leakage management (with a strong technical understanding) and water network operations. Proven ability to unite multiple front-line teams within a large organisation, ensuring efficient and effective collaboration. A self-motivated professional with excellent verbal and written communication skills, capable of engaging and working across all business areas. Strong influencing skills with demonstrated success in aligning senior stakeholders to strategic programmes like leakage management. Ability to hold both internal and external delivery partners accountable. A clear understanding of the regulatory framework and targets, coupled with the ability to manage budgets and balance strategic and operational priorities.

Qualifications Educated to degree level in a relevant subject, preferable if subject related to data and data analysis or significant water industry experience. A valid UK Driving Licence is required to carry out this role. We rely on every employee to ensure our customers receive the best possible service, day in, day out. In return, we ensure that you will be well rewarded for your efforts, from an excellent salary through to development opportunities that will really kick start a thriving career here at UU.

Gorani Interpreter Jobs in Crewe, Cheshire

Link to Live Job Posting: findajob.dwp.gov.uk

Location: Crewe, Cheshire East	Company: Absolute Interpreting And Translations
Job Title: Interpreters	

Gorani interpreter Jobs In Crewe, Cheshire

DESCRIPTION

Are you a Gorani interpreter based in Crewe, Cheshire or the surrounding area? Look no further! At Absolute Interpreting & Translations, we are recruiting professional interpreters to engage with their communities and help bridge language barriers between patients, end users, and their service providers, such as hospitals, councils, schools, and more. We are a leading interpreting and translation company in the UK, providing face-to-face and on-demand remote telephone and video interpreting services for public and private sector organisations. Our services are available 24/7, 365 days a year. Even if you are available only part-time, this is a great opportunity to join our professional network of interpreters.

SCOPE OF WORK

We serve a wide range of clients across the country who require face-to-face and remote interpreting services at hospitals, schools, social services offices, solicitors, and other public and private sector organisations. If you are confident in delivering professional, high-quality, impartial, and confidential interpreting services, we would love to hear from you.

WHAT DOCUMENTS WILL I NEED TO PROVIDE?

In addition to proof of identity, proof of address, qualifications, and employment references, successful applicants will be required to have or apply for an enhanced DBS check. More details about the recruitment process will be provided once you have submitted your application.

DO YOU REQUIRE INTERPRETERS FOR OTHER LANGUAGES?

Yes! We are always expanding and require interpreters for all languages nationwide. Here are some examples of languages we currently need: Greek in Oxfordshire Shona in Wolverhampton German in Buckingham Bahasa in Banbury If your language isn't listed above, don't worry please proceed with your application!

WHY JOIN ABSOLUTE?

As an employer committed to equality and diversity, we offer additional benefits to our interpreters and translators, including: Compulsory induction and training, regardless of qualifications and experience. Ongoing CPD (Continuing Professional Development) courses to enhance your skills. Support and recognition for your contributions. A steady flow of work, depending on your language. Apply now to start benefiting from our professional services!

Appendix C - Data Sources and Calculations

Lightcast Job Postings

Job postings are collected from various sources and processed/enriched to provide information such as standardized company name, occupation, skills, and geography.